

FIJACIÓN EN LISTA DE TRASLADOS No. 09

En la fecha se corre traslado a las partes, de conformidad con los artículos 110 y 446 del Código General del Proceso.

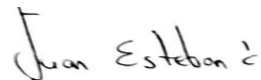
No.	FIRMA	PROCESO No.	TIPO DE PROCESO	DEMANDANTE	DEMANDADO	UBICACIÓN	ASUNTO	INICIO DE TÉRMINO	FIN DE TÉRMINO
1	ABCM	23-065	EJECUTIVO COACTIVO	FONPRECON	MUNICIPIO DE GARZON - HUILA	Cuaderno No.1, Folios 11 a 12	LIQUIDACION DE CREDITO Y COSTAS	29-02-24	04-03-24
2	ABCM	15-150	EJECUTIVO COACTIVO	FONPRECON	ESE HOSPITAL PSIQUIATRICO SAN CAMILO	Cuaderno No.1, Folios 124 a 125	ACTUALIZACION LIQUIDACION DE CREDITO Y COSTAS	29-02-24	04-03-24
3	ABCM	15-166	EJECUTIVO COACTIVO	FONPRECON	MUNICIPIO DE PLATO - MAGDALENA	Cuaderno No.1, Folios 185 a 193	ACTUALIZACION LIQUIDACION DE CREDITO Y COSTAS	29-02-24	04-03-24
4	ABCM	15-244	EJECUTIVO COACTIVO	FONPRECON	MUNICIPIO DE TASCO - BOYACA	Cuaderno No.1, Folios 173 a 176	ACTUALIZACION LIQUIDACION DE CREDITO Y COSTAS	29-02-24	04-03-24
5	ABCM	16-507	EJECUTIVO COACTIVO	FONPRECON	ESE HOSPITAL PSIQUIATRICO SAN CAMILO	Cuaderno No.1, Folios 105 a 107	ACTUALIZACION LIQUIDACION DE CREDITO Y COSTAS	29-02-24	04-03-24
6	ABCM	16-514	EJECUTIVO COACTIVO	FONPRECON	MUNICIPIO DE TORO - VALLE DEL CAUCA	Cuaderno No.1, Folios 53 a 59	ACTUALIZACION LIQUIDACION DE CREDITO Y COSTAS	29-02-24	04-03-24
7	ABCM	10-124	EJECUTIVO COACTIVO	FONPRECON	DEPARTAMENTO DEL CHOCO	Cuaderno No.1, Folios 142 a 148	ACTUALIZACION LIQUIDACION DE CREDITO Y COSTAS	29-02-24	04-03-24
8	ABCM	19-046	EJECUTIVO COACTIVO	FONPRECON	DEPARTAMENTO DEL VAUPES	Cuaderno No.1, Folios 89 a 91	ACTUALIZACION LIQUIDACION DE CREDITO Y COSTAS	29-02-24	04-03-24
9	ABCM	16-519	EJECUTIVO COACTIVO	FONPRECON	MUNICIPIO DE CERRITO	Cuaderno No.1, Folios 79 a 81	ACTUALIZACION LIQUIDACION DE CREDITO Y COSTAS	29-02-24	04-03-24
10	ABCM	17-333	EJECUTIVO COACTIVO	FONPRECON	MUNICIPIO DE MARULANDA - CALDAS	Cuaderno No.1, Folios 34 a 36	ACTUALIZACION LIQUIDACION DE CREDITO Y COSTAS	29-02-24	04-03-24
11	ABCM	19-026	EJECUTIVO COACTIVO	FONPRECON	ESE HOSPITAL EMIRO QUINTERO CAÑIZARES - OCAÑA NORTE DE SANTANDER	Cuaderno No.1, Folios 100 a 101	ACTUALIZACION LIQUIDACION DE CREDITO Y COSTAS	29-02-24	04-03-24
12	ABCM	10-119	EJECUTIVO COACTIVO	FONPRECON	DEPARTAMENTO DEL CHOCO	Cuaderno No.1, Folios 111 a 116	ACTUALIZACION LIQUIDACION DE CREDITO Y COSTAS	29-02-24	04-03-24
13	ABCM	20-021	EJECUTIVO COACTIVO	FONPRECON	MUNICIPIO DE TASCO - BOYACA	Cuaderno No.1, Folios 79 a 81	ACTUALIZACION LIQUIDACION DE CREDITO Y COSTAS	29-02-24	04-03-24
14	ABCM	20-042	EJECUTIVO COACTIVO	FONPRECON	MUNICIPIO DE GUACA - SANTANDER	Cuaderno No.1, Folios 71 a 73	ACTUALIZACION LIQUIDACION DE CREDITO Y COSTAS	29-02-24	04-03-24
15	ABCM	20-054	EJECUTIVO COACTIVO	FONPRECON	MUNICIPIO DE EL BAGRE - ANTIOQUIA	Cuaderno No.1, Folios 69 a 71	ACTUALIZACION LIQUIDACION DE CREDITO Y COSTAS	29-02-24	04-03-24
16	ABCM	23-039	EJECUTIVO COACTIVO	FONPRECON	MUNICIPIO DE CIENAGA - MAGDALENA	Cuaderno No.1, Folios 20 a 30	LIQUIDACION DE CREDITO Y COSTAS	29-02-24	04-03-24
17	ABCM	16-454	EJECUTIVO COACTIVO	FONPRECON	MUNICIPIO DE PURISIMA - CORDOBA	Cuaderno No.1, Folios 72 a 74	ACTUALIZACION LIQUIDACION DE CREDITO Y COSTAS	29-02-24	04-03-24
18	ABCM	10-246	EJECUTIVO COACTIVO	FONPRECON	MUNICIPIO DE CALOTO - CAUCA	Cuaderno No.1, Folios 98 a 102	ACTUALIZACION LIQUIDACION DE CREDITO Y COSTAS	29-02-24	04-03-24
19	ABCM	16-237	EJECUTIVO COACTIVO	FONPRECON	MUNICIPIO DE TUNUNGUA	Cuaderno No.1, Folios 52 a 54	ACTUALIZACION LIQUIDACION DE CREDITO Y COSTAS	29-02-24	04-03-24
20	ABCM	17-390	EJECUTIVO COACTIVO	FONPRECON	MUNICIPIO DE EL CAIRO - VALLE DEL CAUCA	Cuaderno No.1, Folios 61 a 63	ACTUALIZACION LIQUIDACION DE CREDITO Y COSTAS	29-02-24	04-03-24
21	ABCM	20-014	EJECUTIVO COACTIVO	FONPRECON	MUNICIPIO DE PIVIJAY - MAGDALENA	Cuaderno No.1, Folios 80 a 82	ACTUALIZACION LIQUIDACION DE CREDITO Y COSTAS	29-02-24	04-03-24
22	ABCM	17-362	EJECUTIVO COACTIVO	FONPRECON	ESE HOSPITAL UNIVERSITARIO HERNANDO MONCALEANO PERDOMO	Cuaderno No.1, Folios 80 a 81	ACTUALIZACION LIQUIDACION DE CREDITO Y COSTAS	29-02-24	04-03-24
23	CCS	11-136	EJECUTIVO COACTIVO	FONPRECON	DEPARTAMENTO DE BOYACA	Cuaderno No.1, Folios 165 a 166	ACTUALIZACION LIQUIDACION DE CREDITO Y COSTAS	29-02-24	04-03-24
24	CCS	11-137	EJECUTIVO COACTIVO	FONPRECON	DEPARTAMENTO DE BOYACA	Cuaderno No.2, Folios 220 a 221	ACTUALIZACION LIQUIDACION DE CREDITO Y COSTAS	29-02-24	04-03-24
25	CCS	12-111	EJECUTIVO COACTIVO	FONPRECON	HOSPITAL DEPARTAMENTAL SANTA SOFIA	Cuaderno No.1, Folios 140 a 141	ACTUALIZACION LIQUIDACION DE CREDITO Y COSTAS	29-02-24	04-03-24
26	CCS	13-041	EJECUTIVO COACTIVO	FONPRECON	INSTITUTO BENJAMIN HERREREA	Cuaderno No.2, Folios 222 a 223	ACTUALIZACION LIQUIDACION DE CREDITO Y COSTAS	29-02-24	04-03-24
27	CCS	14-201	EJECUTIVO COACTIVO	FONPRECON	MUNICIPIO DE MAICAO - GUAJIRA	Cuaderno No.1, Folios 76 a 78	ACTUALIZACION LIQUIDACION DE CREDITO Y COSTAS	29-02-24	04-03-24

FIJACIÓN EN LISTA DE TRASLADOS No. 09

En la fecha se corre traslado a las partes, de conformidad con los artículos 110 y 446 del Código General del Proceso.

No.	FIRMA	PROCESO No.	TIPO DE PROCESO	DEMANDANTE	DEMANDADO	UBICACIÓN	ASUNTO	INICIO DE TÉRMINO	FIN DE TÉRMINO
28	CCS	17-063	EJECUTIVO COACTIVO	FONPRECON	MUNICIPIO DE PLATO - MAGDALENA	Cuaderno No.1, Folios 105 a 108	ACTUALIZACION LIQUIDACION DE CREDITO Y COSTAS	29-02-24	04-03-24
29	CCS	17-065	EJECUTIVO COACTIVO	FONPRECON	MUNICIPIO DE ROLDANILLO	Cuaderno No.1, Folios 59 a 60	LIQUIDACION DE CREDITO Y COSTAS	29-02-24	04-03-24
30	CCS	17-216	EJECUTIVO COACTIVO	FONPRECON	MUNICIPIO DE BARRANCO DE LOBA	Cuaderno No.1, Folios 73 a 74	LIQUIDACION DE CREDITO Y COSTAS	29-02-24	04-03-24
31	CCS	17-341	EJECUTIVO COACTIVO	FONPRECON	CONTRALORIA DEPARTAMENTAL DEL VALLE DEL CAUCA	Cuaderno No.1, Folios 136 a 138	ACTUALIZACION LIQUIDACION DE CREDITO Y COSTAS	29-02-24	04-03-24
32	CCS	17-369	EJECUTIVO COACTIVO	FONPRECON	MUNICIPIO DE MARIA DE LA BAJA	Cuaderno No.1, Folios 37	ACTUALIZACION LIQUIDACION DE CREDITO Y COSTAS	29-02-24	04-03-24
33	CCS	17-379	EJECUTIVO COACTIVO	FONPRECON	MUNICIPIO DE COROZAL	Cuaderno No.1, Folios 30	LIQUIDACION DE CREDITO Y COSTAS	29-02-24	04-03-24
34	CCS	17-380	EJECUTIVO COACTIVO	FONPRECON	MUNICIPIO DE CHIMA - CORDOBA	Cuaderno No.1, Folios 34 a 35	LIQUIDACION DE CREDITO Y COSTAS	29-02-24	04-03-24
35	CCS	19-060	EJECUTIVO COACTIVO	FONPRECON	DEPARTAMENTO DE AMAZONAS	Cuaderno No.1, Folios 190 a 193	ACTUALIZACION LIQUIDACION DE CREDITO Y COSTAS	29-02-24	04-03-24
36	CCS	22-032	EJECUTIVO COACTIVO	FONPRECON	CONTRALORIA DEPARTAMENTAL DEL VALLE DEL CAUCA	Cuaderno No.1, Folios 40 a 41	ACTUALIZACION LIQUIDACION DE CREDITO Y COSTAS	29-02-24	04-03-24
37	CCS	22-076	EJECUTIVO COACTIVO	FONPRECON	MUNICIPIO DE PENSILVANIA	Cuaderno No.1, Folios 65 a 68	ACTUALIZACION LIQUIDACION DE CREDITO Y COSTAS	29-02-24	04-03-24
38	CCS	22-153	EJECUTIVO COACTIVO	FONPRECON	DEPARTAMENTO DEL CHOCO	Cuaderno No.1, Folios 50 a 60	LIQUIDACION DE CREDITO Y COSTAS	29-02-24	04-03-24
39	CCS	22-195	EJECUTIVO COACTIVO	FONPRECON	MUNICIPIO DE PENSILVANIA	Cuaderno No.1, Folios 42 a 45	ACTUALIZACION LIQUIDACION DE CREDITO Y COSTAS	29-02-24	04-03-24
40	CCS	22-302	EJECUTIVO COACTIVO	FONPRECON	FONCEP	Cuaderno No.1, Folios 108	ACTUALIZACION LIQUIDACION DE CREDITO Y COSTAS	29-02-24	04-03-24
41	CCS	23-107	EJECUTIVO COACTIVO	FONPRECON	MUNICIPIO DE ARGELIA - VALLE DEL CAUCA	Cuaderno No.1, Folios 9	LIQUIDACION DE CREDITO Y COSTAS	29-02-24	04-03-24
42	CCS	23-131	EJECUTIVO COACTIVO	FONPRECON	MUNICIPIO DE CERETE	Cuaderno No.1, Folios 10 a 16	LIQUIDACION DE CREDITO Y COSTAS	29-02-24	04-03-24
43	CCS	23-144	EJECUTIVO COACTIVO	FONPRECON	MUNICIPIO DE MARULANDA	Cuaderno No.1, Folios 9 a 10	LIQUIDACION DE CREDITO Y COSTAS	29-02-24	04-03-24

Se deja constancia que la presente fue fijada a las 8:00 am del día 28 de febrero de 2024 y se desfijó a las 5:00 pm del día 28 de febrero de 2024


JUAN ESTEBAN CASTILLO GARZON
 Funcionario Ejecutor de Jurisdicción Coactiva

Pensionado	OSPINA PERDOMO DANIEL MARIANO	Número documento	4904715	Tipo documento	CC
Entidad	MUNICIPIO DE GARZON	NIT Entidad	891180022	Concurrencia	3,54%
Tipo pensión	Vejez	Resolución	2067	Fecha resolución	24/11/2004
Efectividad	24/11/2004	Mesada	0,00	Estado	
Tipo cotizante	Causante	Fecha defunción	01/01/1900	Grupo pensional	E
Observación					

Entidades:

NIT	Nombre Entidad	Concurrencia	Fecha inicio	Fecha corte de capital	Fecha corte de intereses
800103913	DEPARTAMENTO DEL HUILA	28,61%	01/01/2022	30/09/2022	
860013816	INSTITUTO DE SEGUROS SOCIALES	12,91%			
891180022	MUNICIPIO DE GARZON	3,54%			31/01/2024
899999010	CAJA NACIONAL DE PREVISION SOCIAL EICE EN LIQUIDACION	29,18%			
899999028	MINISTERIO DE AGRICULTURA	17,77%			
899999734	FONDO DE PREVISIÓN SOCIAL DEL CONGRESO DE LA REPUBLICA	8%			

Sustitutos:

El pensionado no tiene sustitutos

Periodo	Mesada	Valor Cuota Parte	Saldo Capital	Intereses	Saldo interés	Total Saldos	DIF	Días
202201	16.550.817,00	585.899,00	585.899,00	0,00	0,00	585.899,00	3,47%	31
202202	16.550.817,00	585.899,00	1.171.798,00	1.899,64	1.899,64	1.173.697,64	4,31%	28
202203	16.550.817,00	585.899,00	1.757.697,00	4.837,21	6.736,85	1.764.433,85	4,97%	31
202204	16.550.817,00	585.899,00	2.343.596,00	8.397,03	15.133,88	2.358.729,88	5,97%	30
202205	16.550.817,00	585.899,00	2.929.495,00	13.580,64	28.714,52	2.958.209,52	7,04%	31
202206	31.550.817,00	1.116.899,00	4.046.394,00	17.960,32	46.674,83	4.093.068,83	7,72%	30
202207	16.550.817,00	585.899,00	4.632.293,00	30.676,46	77.351,29	4.709.644,29	9,3%	31
202208	16.550.817,00	585.899,00	5.218.192,00	39.699,98	117.051,28	5.335.243,28	10,57%	31
202209	16.550.817,00	585.899,00	5.804.091,00	44.912,34	161.963,61	5.966.054,61	10,99%	30
202210	0,00	0,00	5.804.091,00	54.354,32	216.317,93	6.020.408,93	11,6%	31
202211	0,00	0,00	5.804.091,00	57.016,86	273.334,79	6.077.425,79	12,65%	30
202212	0,00	0,00	5.804.091,00	62.408,78	335.743,58	6.139.834,58	13,42%	31
202301	0,00	0,00	5.804.091,00	64.557,08	400.300,66	6.204.391,66	13,91%	31
202302	0,00	0,00	5.804.091,00	60.169,82	460.470,48	6.264.561,48	14,39%	28
202303	0,00	0,00	5.804.091,00	61.925,35	522.395,83	6.326.486,83	13,31%	31
202304	0,00	0,00	5.804.091,00	56.588,98	578.984,80	6.383.075,80	12,53%	30
202305	0,00	0,00	5.804.091,00	58.661,92	637.646,72	6.441.737,72	12,57%	31
202306	0,00	0,00	5.804.091,00	58.682,29	696.329,01	6.500.420,01	13,02%	30
202307	0,00	0,00	5.804.091,00	63.111,20	759.440,21	6.563.531,21	13,58%	31
202308	0,00	0,00	5.804.091,00	63.681,25	823.121,46	6.627.212,46	13,71%	31
202309	0,00	0,00	5.804.091,00	58.895,42	882.016,88	6.686.107,88	13,07%	30
202310	0,00	0,00	5.804.091,00	60.957,18	942.974,06	6.747.065,06	13,09%	31
202311	0,00	0,00	5.804.091,00	57.572,59	1.000.546,65	6.804.637,65	12,76%	30
202312	0,00	0,00	5.804.091,00	58.927,25	1.059.473,90	6.863.564,90	12,63%	31
202401	0,00	0,00	5.804.091,00	54.443,48	1.113.917,38	6.918.008,38	11,62%	31
TOTALES	163.957.353,00	5.804.091,00		1.113.917,38				

SALDO TOTAL CAPITAL:	5.804.091,00
SALDO TOTAL INTERESES:	1.113.917,38
TOTAL LIQUIDACION CREDITO:	6.918.008,38



ACTUALIZACION LIQUIDACION DE CREDITO Y COSTAS

PENSIONADO OLARTE PERALTA MARIO CEDULA DE CIUDADANA 154,422

ENTIDAD: HOSPITAL PSIQUIATRICO SAN CAMILO

RESOLUCION No. 1728 de 06-12-10

FECHA DE RECONOCIMIENTO: 1989-03-15

PORCENTAJE DE CONCURRENCIA

CUANTIA INICIAL \$ 5.558.883,33

PENSION INICIAL \$ 9.105.450,00

PROCESO No. 15-150

81,05%

LEY 58 de 1923 Art. 9	12,00%
FECHA ENVIO CUENTA DE CEBRO	26-08-13

FECHA INICIO	30-07-13
FECHA CORTE DE CAPITAL	30-12-14
FECHA CORTE DE INTERESES	30-01-24

CEDULA	FECHA	CONCEPTO	VALOR PRINCIPAL (MILLONES)	PARTICIPACION	VALOR CUOTA PARTE	VALOR CUOTA PARTE ACUMULADO	DIAS DE MORA	INTERESES	INTERES ACUMULADO
BTP									
3,98%	30-07-13	PAGO TOTAL MES	\$ 10.422.659,00	81,05%	\$6.363.031,49	\$6.363.031,49	30	0,00	0,00
4,07%	30-08-13	PAGO TOTAL MES	\$ 10.422.659,00	81,05%	\$6.363.031,49	\$12.726.062,98	31	0,00	0,00
4,07%	30-09-13	PAGO TOTAL MES	\$ 10.422.659,00	81,05%	\$6.363.031,49	\$19.089.094,46	31	0,00	0,00
4,09%	30-10-13	PAGO TOTAL MES	\$ 10.422.659,00	81,05%	\$6.363.031,49	\$25.452.125,95	30	0,00	0,00
4,03%	30-11-13	PAGO TOTAL MES	\$ 10.422.659,00	81,05%	\$6.363.031,49	\$31.815.157,44	31	0,00	0,00
4,06%	30-12-13	PAGO TOTAL MES	\$ 10.845.312,00	81,05%	\$12.726.062,98	\$44.541.220,42	30	0,00	0,00
4,03%	30-01-14	PAGO TOTAL MES	\$ 10.624.859,00	81,05%	\$6.486.474,59	\$51.027.695,00	31	0,00	0,00
3,97%	28-02-14	PAGO TOTAL MES	\$ 10.624.859,00	81,05%	\$6.486.474,59	\$57.514.169,59	29	0,00	0,00
3,89%	30-03-14	PAGO TOTAL MES	\$ 10.624.859,00	81,05%	\$6.486.474,59	\$64.000.644,18	30	0,00	0,00
3,81%	30-04-14	PAGO TOTAL MES	\$ 10.624.859,00	81,05%	\$6.486.474,59	\$70.487.118,77	31	0,00	0,00
3,79%	30-05-14	PAGO TOTAL MES	\$ 10.624.859,00	81,05%	\$6.486.474,59	\$76.973.593,36	30	0,00	0,00
3,94%	30-06-14	PAGO TOTAL MES	\$ 19.864.859,00	81,05%	\$12.127.484,59	\$88.101.087,94	31	0,00	0,00
4,06%	30-07-14	PAGO TOTAL MES	\$ 10.624.859,00	81,05%	\$6.486.474,59	\$95.587.562,53	30	0,00	0,00
4,04%	30-08-14	PAGO TOTAL MES	\$ 10.624.859,00	81,05%	\$6.486.474,59	\$102.074.037,12	31	0,00	0,00
4,26%	30-09-14	PAGO TOTAL MES	\$ 10.624.859,00	81,05%	\$6.486.474,59	\$108.560.511,71	31	0,00	0,00
4,33%	30-10-14	PAGO TOTAL MES	\$ 10.624.859,00	81,05%	\$6.486.474,59	\$115.046.986,30	30	0,00	0,00
4,38%	30-11-14	PAGO TOTAL MES	\$ 10.624.859,00	81,05%	\$6.486.474,59	\$121.533.460,88	31	0,00	0,00
4,34%	30-12-14	PAGO TOTAL MES	\$ 21.249.712,00	81,05%	\$12.972.949,18	\$134.506.410,06	30	0,00	0,00
4,47%	30-01-15	PAGO TOTAL MES	\$ 0,00	81,05%	\$0,00	\$134.506.410,06	31	0,00	0,00
4,45%	28-02-15	PAGO TOTAL MES	\$ 0,00	81,05%	\$0,00	\$134.506.410,06	29	0,00	0,00
4,41%	30-03-15	PAGO TOTAL MES	\$ 0,00	81,05%	\$0,00	\$134.506.410,06	30	0,00	0,00
4,31%	30-04-15	PAGO TOTAL MES	\$ 0,00	81,05%	\$0,00	\$134.506.410,06	31	0,00	0,00
4,42%	30-05-15	PAGO TOTAL MES	\$ 0,00	81,05%	\$0,00	\$134.506.410,06	30	0,00	0,00
4,40%	30-06-15	PAGO TOTAL MES	\$ 0,00	81,05%	\$0,00	\$134.506.410,06	31	0,00	0,00
4,52%	30-07-15	PAGO TOTAL MES	\$ 0,00	81,05%	\$0,00	\$134.506.410,06	30	0,00	0,00
4,47%	30-08-15	PAGO TOTAL MES	\$ 0,00	81,05%	\$0,00	\$134.506.410,06	31	0,00	0,00
4,41%	30-09-15	PAGO TOTAL MES	\$ 0,00	81,05%	\$0,00	\$134.506.410,06	31	0,00	0,00
4,72%	30-10-15	PAGO TOTAL MES	\$ 0,00	81,05%	\$0,00	\$134.506.410,06	30	0,00	0,00
4,92%	30-11-15	PAGO TOTAL MES	\$ 0,00	81,05%	\$0,00	\$134.506.410,06	31	0,00	0,00
5,24%	30-12-15	PAGO TOTAL MES	\$ 0,00	81,05%	\$0,00	\$134.506.410,06	30	0,00	0,00
5,74%	30-01-16	PAGO TOTAL MES	\$ 0,00	81,05%	\$0,00	\$134.506.410,06	31	0,00	0,00
6,25%	28-02-16	PAGO TOTAL MES	\$ 0,00	81,05%	\$0,00	\$134.506.410,06	29	0,00	0,00
6,35%	30-03-16	PAGO TOTAL MES	\$ 0,00	81,05%	\$0,00	\$134.506.410,06	31	0,00	0,00
6,55%	30-04-16	PAGO TOTAL MES	\$ 0,00	81,05%	\$0,00	\$134.506.410,06	31	0,00	0,00
6,83%	30-05-16	PAGO TOTAL MES	\$ 0,00	81,05%	\$0,00	\$134.506.410,06	30	0,00	0,00
6,91%	30-06-16	PAGO TOTAL MES	\$ 0,00	81,05%	\$0,00	\$134.506.410,06	31	0,00	0,00
7,38%	30-07-16	PAGO TOTAL MES	\$ 0,00	81,05%	\$0,00	\$134.506.410,06	30	0,00	0,00
7,19%	30-08-16	PAGO TOTAL MES	\$ 0,00	81,05%	\$0,00	\$134.506.410,06	31	739.836,94	739.836,94
7,18%	30-09-16	PAGO TOTAL MES	\$ 0,00	81,05%	\$0,00	\$134.506.410,06	31	794.489,59	1.534.296,53
7,09%	30-10-16	PAGO TOTAL MES	\$ 0,00	81,05%	\$0,00	\$134.506.410,06	30	759.418,85	2.293.715,38
7,01%	30-11-16	PAGO TOTAL MES	\$ 0,00	81,05%	\$0,00	\$134.506.410,06	31	776.219,79	3.069.935,17
6,92%	30-12-16	PAGO TOTAL MES	\$ 0,00	81,05%	\$0,00	\$134.506.410,06	30	741.757,13	3.811.692,31
6,94%	30-01-17	PAGO TOTAL MES	\$ 0,00	81,05%	\$0,00	\$134.506.410,06	31	768.701,58	4.580.393,89
6,78%	28-02-17	PAGO TOTAL MES	\$ 0,00	81,05%	\$0,00	\$134.506.410,06	29	702.889,84	5.283.283,72
6,85%	30-03-17	PAGO TOTAL MES	\$ 0,00	81,05%	\$0,00	\$134.506.410,06	30	713.653,11	5.996.936,84
6,53%	30-04-17	PAGO TOTAL MES	\$ 0,00	81,05%	\$0,00	\$134.506.410,06	31	724.575,70	6.721.512,53
6,17%	30-05-17	PAGO TOTAL MES	\$ 0,00	81,05%	\$0,00	\$134.506.410,06	30	663.528,79	7.385.041,32
5,96%	30-06-17	PAGO TOTAL MES	\$ 0,00	81,05%	\$0,00	\$134.506.410,06	31	662.971,04	8.048.012,36
5,85%	30-07-17	PAGO TOTAL MES	\$ 0,00	81,05%	\$0,00	\$134.506.410,06	30	608.992,18	8.657.004,54
5,58%	30-08-17	PAGO TOTAL MES	\$ 0,00	81,05%	\$0,00	\$134.506.410,06	31	621.732,58	9.278.737,13
5,52%	30-09-17	PAGO TOTAL MES	\$ 0,00	81,05%	\$0,00	\$134.506.410,06	31	615.208,83	9.893.945,96
5,46%	30-10-17	PAGO TOTAL MES	\$ 0,00	81,05%	\$0,00	\$134.506.410,06	30	589.003,87	10.482.949,83
5,35%	30-11-17	PAGO TOTAL MES	\$ 0,00	81,05%	\$0,00	\$134.506.410,06	31	596.706,43	11.079.656,26
5,28%	30-12-17	PAGO TOTAL MES	\$ 0,00	81,05%	\$0,00	\$134.506.410,06	30	570.037,07	11.649.693,33
5,21%	30-01-18	PAGO TOTAL MES	\$ 0,00	81,05%	\$0,00	\$134.506.410,06	31	581.448,63	12.231.141,96
5,07%	28-02-18	PAGO TOTAL MES	\$ 0,00	81,05%	\$0,00	\$134.506.410,06	29	529.573,19	12.760.715,16
5,01%	30-03-18	PAGO TOTAL MES	\$ 0,00	81,05%	\$0,00	\$134.506.410,06	30	541.530,88	13.302.246,04
4,90%	30-04-18	PAGO TOTAL MES	\$ 0,00	81,05%	\$0,00	\$134.506.410,06	31	547.597,26	13.849.843,30
4,70%	30-05-18	PAGO TOTAL MES	\$ 0,00	81,05%	\$0,00	\$134.506.410,06	30	508.718,70	14.358.562,00
4,60%	30-06-18	PAGO TOTAL MES	\$ 0,00	81,05%	\$0,00	\$134.506.410,06	31	514.790,64	14.873.352,64
4,57%	30-07-18	PAGO TOTAL MES	\$ 0,00	81,05%	\$0,00	\$134.506.410,06	30	484.932,17	15.358.284,81
4,53%	30-08-18	PAGO TOTAL MES	\$ 0,00	81,05%	\$0,00	\$134.506.410,06	31	507.074,02	15.875.358,83
4,53%	30-09-18	PAGO TOTAL MES	\$ 0,00	81,05%	\$0,00	\$134.506.410,06	31	507.074,02	16.382.432,85
4,43%	30-10-18	PAGO TOTAL MES	\$ 0,00	81,05%	\$0,00	\$134.506.410,06	30	480.067,53	16.862.499,38
4,42%	30-11-18	PAGO TOTAL MES	\$ 0,00	81,05%	\$0,00	\$134.506.410,06	31	495.001,25	17.357.499,63
4,54%	30-12-18	PAGO TOTAL MES	\$ 0,00	81,05%	\$0,00	\$134.506.410,06	30	491.748,42	17.849.248,05
4,56%	30-01-19	PAGO TOTAL MES	\$ 0,00	81,05%	\$0,00	\$134.506.410,06	31	510.364,57	18.359.612,62
4,57%	28-02-19	PAGO TOTAL MES	\$ 0,00	81,05%	\$0,00	\$134.506.410,06	29	478.405,12	18.837.977,74

CEDULA	FECHA	CONCEPTO	VALOR PAGADO (PUNTO)	PARTICIPACION	VALOR CUOTA PARTE	VALOR CUOTA PARTE ACUMULADO	DIAS DE MORA	INTERESES	INTERES ACUMULADO
4.55%	30-03-19	PAGO TOTAL MES	\$ 0.00	61.25%	\$0.00	\$134,506,410.06	30	482,859.77	18,330,789.02
4.54%	30-04-19	PAGO TOTAL MES	\$ 0.00	61.25%	\$0.00	\$134,506,410.06	31	508,170.96	19,838,960.98
4.50%	30-05-19	PAGO TOTAL MES	\$ 0.00	61.25%	\$0.00	\$134,506,410.06	30	487,502.13	20,326,463.12
4.52%	30-06-19	PAGO TOTAL MES	\$ 0.00	61.25%	\$0.00	\$134,506,410.06	31	505,978.97	20,832,439.09
4.47%	30-07-19	PAGO TOTAL MES	\$ 0.00	61.25%	\$0.00	\$134,506,410.06	30	484,336.43	21,316,796.12
4.43%	30-08-19	PAGO TOTAL MES	\$ 0.00	61.25%	\$0.00	\$134,506,410.06	31	496,999.25	21,813,855.37
4.48%	30-09-19	PAGO TOTAL MES	\$ 0.00	61.25%	\$0.00	\$134,506,410.06	31	501,847.84	22,314,443.21
4.41%	30-10-19	PAGO TOTAL MES	\$ 0.00	61.25%	\$0.00	\$134,506,410.06	30	477,943.91	22,792,387.12
4.43%	30-11-19	PAGO TOTAL MES	\$ 0.00	61.25%	\$0.00	\$134,506,410.06	31	496,999.25	23,289,386.37
4.52%	30-12-19	PAGO TOTAL MES	\$ 0.00	61.25%	\$0.00	\$134,506,410.06	30	488,625.48	23,778,011.85
4.54%	30-01-20	PAGO TOTAL MES	\$ 0.00	61.25%	\$0.00	\$134,506,410.06	31	508,170.96	24,286,182.81
4.46%	28-02-20	PAGO TOTAL MES	\$ 0.00	61.25%	\$0.00	\$134,506,410.06	29	467,117.93	24,753,300.74
4.50%	30-03-20	PAGO TOTAL MES	\$ 0.00	61.25%	\$0.00	\$134,506,410.06	31	503,892.32	25,257,193.06
4.56%	30-04-20	PAGO TOTAL MES	\$ 0.00	61.25%	\$0.00	\$134,506,410.06	31	509,267.82	25,766,460.88
4.29%	30-05-20	PAGO TOTAL MES	\$ 0.00	61.25%	\$0.00	\$134,506,410.06	30	465,184.99	26,231,645.87
3.76%	30-06-20	PAGO TOTAL MES	\$ 0.00	61.25%	\$0.00	\$134,506,410.06	31	422,318.29	26,654,064.16
3.34%	30-07-20	PAGO TOTAL MES	\$ 0.00	61.25%	\$0.00	\$134,506,410.06	30	383,706.10	27,037,770.26
2.79%	30-08-20	PAGO TOTAL MES	\$ 0.00	61.25%	\$0.00	\$134,506,410.06	31	314,727.28	27,352,497.54
2.39%	30-09-20	PAGO TOTAL MES	\$ 0.00	61.25%	\$0.00	\$134,506,410.06	31	270,088.76	27,622,586.30
2.03%	30-10-20	PAGO TOTAL MES	\$ 0.00	61.25%	\$0.00	\$134,506,410.06	30	222,359.09	27,844,945.39
1.96%	30-11-20	PAGO TOTAL MES	\$ 0.00	61.25%	\$0.00	\$134,506,410.06	31	221,923.85	28,066,869.24
1.92%	30-12-20	PAGO TOTAL MES	\$ 0.00	61.25%	\$0.00	\$134,506,410.06	30	211,500.93	28,278,370.17
1.91%	30-01-21	PAGO TOTAL MES	\$ 0.00	61.25%	\$0.00	\$134,506,410.06	31	216,311.34	28,494,681.51
1.81%	28-02-21	PAGO TOTAL MES	\$ 0.00	61.25%	\$0.00	\$134,506,410.06	29	191,838.23	28,686,519.74
1.77%	30-03-21	PAGO TOTAL MES	\$ 0.00	61.25%	\$0.00	\$134,506,410.06	30	194,707.32	28,881,227.06
1.76%	30-04-21	PAGO TOTAL MES	\$ 0.00	61.25%	\$0.00	\$134,506,410.06	31	199,458.25	29,080,685.31
1.82%	30-05-21	PAGO TOTAL MES	\$ 0.00	61.25%	\$0.00	\$134,506,410.06	30	199,545.95	29,280,231.26
1.91%	30-06-21	PAGO TOTAL MES	\$ 0.00	61.25%	\$0.00	\$134,506,410.06	31	216,311.34	29,496,542.60
1.90%	30-07-21	PAGO TOTAL MES	\$ 0.00	61.25%	\$0.00	\$134,506,410.06	30	208,241.67	29,704,784.27
1.99%	30-08-21	PAGO TOTAL MES	\$ 0.00	61.25%	\$0.00	\$134,506,410.06	31	225,799.31	29,930,583.58
2.05%	30-09-21	PAGO TOTAL MES	\$ 0.00	61.25%	\$0.00	\$134,506,410.06	31	232,020.32	30,162,603.90
2.22%	30-10-21	PAGO TOTAL MES	\$ 0.00	61.25%	\$0.00	\$134,506,410.06	30	242,962.71	30,405,566.61
2.65%	30-11-21	PAGO TOTAL MES	\$ 0.00	61.25%	\$0.00	\$134,506,410.06	31	299,121.95	30,704,688.56
3.08%	30-12-21	PAGO TOTAL MES	\$ 0.00	61.25%	\$0.00	\$134,506,410.06	30	335,783.81	31,040,472.37
3.47%	30-01-22	PAGO TOTAL MES	\$ 0.00	61.25%	\$0.00	\$134,506,410.06	31	390,249.42	31,430,721.79
4.31%	28-02-22	PAGO TOTAL MES	\$ 0.00	61.25%	\$0.00	\$134,506,410.06	29	451,708.86	31,882,430.65
4.97%	30-03-22	PAGO TOTAL MES	\$ 0.00	61.25%	\$0.00	\$134,506,410.06	30	537,302.14	32,419,732.79
5.37%	30-04-22	PAGO TOTAL MES	\$ 0.00	61.25%	\$0.00	\$134,506,410.06	31	604,054.44	33,023,787.23
7.04%	30-05-22	PAGO TOTAL MES	\$ 0.00	61.25%	\$0.00	\$134,506,410.06	30	754,226.90	33,778,014.13
7.72%	30-06-22	PAGO TOTAL MES	\$ 0.00	61.25%	\$0.00	\$134,506,410.06	31	852,222.67	34,630,236.80
9.30%	30-07-22	PAGO TOTAL MES	\$ 0.00	61.25%	\$0.00	\$134,506,410.06	30	986,709.36	35,616,946.16
10.57%	30-08-22	PAGO TOTAL MES	\$ 0.00	61.25%	\$0.00	\$134,506,410.06	31	1,152,762.59	36,769,708.75
10.99%	30-09-22	PAGO TOTAL MES	\$ 0.00	61.25%	\$0.00	\$134,506,410.06	31	1,196,452.02	37,966,160.77
11.80%	30-10-22	PAGO TOTAL MES	\$ 0.00	61.25%	\$0.00	\$134,506,410.06	30	1,218,820.06	39,184,980.83
12.83%	30-11-22	PAGO TOTAL MES	\$ 0.00	61.25%	\$0.00	\$134,506,410.06	31	1,365,612.68	40,550,593.51
13.42%	30-12-22	PAGO TOTAL MES	\$ 0.00	61.25%	\$0.00	\$134,506,410.06	30	1,399,398.15	41,949,991.66
13.91%	30-01-23	PAGO TOTAL MES	\$ 0.00	61.25%	\$0.00	\$134,506,410.06	31	1,496,081.58	43,446,073.24
14.39%	28-02-23	PAGO TOTAL MES	\$ 0.00	61.25%	\$0.00	\$134,506,410.06	29	1,444,473.04	44,890,546.28
13.31%	30-03-23	PAGO TOTAL MES	\$ 0.00	61.25%	\$0.00	\$134,506,410.06	30	1,388,560.61	46,279,006.89
12.53%	30-04-23	PAGO TOTAL MES	\$ 0.00	61.25%	\$0.00	\$134,506,410.06	31	1,355,362.74	47,634,369.63
12.57%	30-05-23	PAGO TOTAL MES	\$ 0.00	61.25%	\$0.00	\$134,506,410.06	30	1,315,596.33	48,949,965.96
13.02%	30-06-23	PAGO TOTAL MES	\$ 0.00	61.05%	\$0.00	\$134,506,410.06	31	1,405,508.04	50,355,474.00
13.58%	30-07-23	PAGO TOTAL MES	\$ 0.00	61.05%	\$0.00	\$134,506,410.06	30	1,415,146.80	51,770,620.80
13.71%	30-08-23	PAGO TOTAL MES	\$ 0.00	61.05%	\$0.00	\$134,506,410.06	31	1,478,784.83	53,249,405.63
13.07%	30-09-23	PAGO TOTAL MES	\$ 0.00	61.05%	\$0.00	\$134,506,410.06	31	1,410,813.71	54,660,219.34
13.09%	30-10-23	PAGO TOTAL MES	\$ 0.00	61.05%	\$0.00	\$134,506,410.06	30	1,368,855.13	56,029,074.47
12.76%	30-11-23	PAGO TOTAL MES	\$ 0.00	61.05%	\$0.00	\$134,506,410.06	31	1,318,926.16	57,348,000.63
12.83%	30-12-23	PAGO TOTAL MES	\$ 0.00	61.05%	\$0.00	\$134,506,410.06	30	1,321,345.00	58,669,345.63
11.82%	30-01-24	PAGO TOTAL MES	\$ 0.00	61.05%	\$0.00	\$134,506,410.06	31	1,261,703.34	60,001,048.97

CONSOLIDADO DE LIQUIDACION DE CRÉDITO Y COSTAS

PENSIONADO		OLARTE PERALTA MARIO	
CEDULA DE CIUDADANIA		164.422	
APLICA RESOLUCION No. 513 DEL 24 DE OCTUBRE DE 2019.			
INTERESES LEY 1066 DE 2006 ASI: CANCELA DESDE 30-07-13 AL 30-07-16			\$ 14,713,349.06
ABONA A LOS INTERESES DEL 30-08-16			\$ 55,694.75
TOTAL CAPITAL CUOTAS PARTES	CON CORTE A	30-12-14	\$ 134,506,410.06
INTERESES ANTES DE LEY 1066 DE 2006	CON CORTE A	28-07-06	\$ 0.00
INTERESES LEY 1066 DE 2006	CON CORTE A	30-01-24	60,024,638.95
COSTAS PROCESALES (5%)	PROCESO No.	15-150	\$ 9,726,552.45

TOTAL LIQUIDACIÓN DE CRÉDITO Y COSTAS \$ 204,257,601.47

Problemas	FUENTES NOGUERA FRANCISCO	Número documento	497140	Tipo documento	CC
Entidad	MUNICIPIO DE PLATO-MAGDALENA	NIT Entidad	891780051	Concurrencia	34,36%
Tipo pensión	Viejez	Resolución	1076	Fecha resolución	04/05/1996
Efectividad	04/05/1996	Mesada	0,00	Estado	
Tipo cotizante	Causante	Fecha defunción	18/08/2017	Grupo pensional	E
Observación					

Entidades:

NIT	Concurrencia	Fecha inicio		
891780051	MUNICIPIO DE PLATO-MAGDALENA	34,36%	01/07/2012	
89999734	FONDO DE PREVISION SOCIAL DEL CONGRESO DE LA REPUBLICA	65,64%	30/12/2014	
			Fecha corte de intereses	31/01/2014

Sustentado:

Tipo del Id.	Número de Documento	Nombre Pagar	Forma de Pago	Saldo de Intereses	Fecha Admisión	Fecha Cancelación	Fecha Inicio Pago	Tipo Pensión	Valor Mensado
CC	2297936	NAVARRO MARTIN LEYVA MARIA EUGENIA	Pensión	100,00	23/10/2017	04/08/2017	23/10/2017	Subsistencia	0,00

Periodo	Mesada	Saldo de Intereses	Saldo de Intereses	Saldo de Intereses	Saldo de Intereses	Saldo de Intereses	Total Saldo	DTP	Días
201207	7.058.650,00	2.425.352,00	2.425.352,00	0,00	0,00	2.425.352,00	5,44%	31	
201208	7.058.650,00	2.425.352,00	4.850.704,00	10.877,25	10.877,25	4.861.581,25	5,47%	31	
201209	7.058.650,00	2.425.352,00	7.276.056,00	20.709,14	31.586,39	7.307.642,39	5,32%	30	
201210	7.058.650,00	2.425.352,00	9.701.408,00	32.600,64	64.217,03	9.766.025,03	5,42%	31	
201211	7.058.650,00	2.425.352,00	12.126.760,00	46.342,24	105.609,28	12.232.379,28	5,31%	30	
201212	14.117.300,00	4.850.704,00	16.977.484,00	52.519,95	158.129,22	17.135.603,22	5,22%	31	
201301	7.342.640,00	2.522.931,00	19.500.345,00	72.151,01	230.290,24	19.730.635,24	5,12%	31	
201302	7.342.640,00	2.522.931,00	22.023.326,00	79.546,58	309.836,82	22.333.162,82	4,82%	28	
201303	7.342.640,00	2.522.931,00	24.546.257,00	83.743,20	384.580,11	24.930.837,11	4,57%	31	
201304	7.342.640,00	2.522.931,00	27.069.188,00	83.337,87	467.917,98	27.537.105,98	4,21%	30	
201305	7.342.640,00	2.522.931,00	29.592.119,00	80.835,65	557.753,63	30.149.872,63	3,98%	31	
201306	14.685.280,00	5.045.862,00	34.637.981,00	84.138,67	651.932,30	35.289.913,30	3,94%	30	
201307	7.342.640,00	2.522.931,00	37.160.912,00	115.065,71	766.938,00	37.927.850,00	3,98%	31	
201308	7.342.640,00	2.522.931,00	39.683.843,00	126.122,15	893.060,16	40.576.903,16	4,07%	31	
201309	7.342.640,00	2.522.931,00	42.206.774,00	130.332,59	1.023.392,74	43.230.166,74	4,07%	30	
201310	7.342.640,00	2.522.931,00	44.729.705,00	141.519,08	1.164.911,82	45.894.616,82	4,02%	31	
201311	7.342.640,00	2.522.931,00	47.252.636,00	145.486,65	1.310.398,47	48.563.034,47	4,03%	30	
201312	14.685.280,00	5.045.862,00	52.298.498,00	159.985,98	1.470.384,44	53.768.882,44	4,06%	31	
201401	7.485.887,00	2.571.876,00	54.870.374,00	175.785,00	1.646.169,44	56.516.543,44	4,03%	31	
201402	7.485.887,00	2.571.876,00	57.442.250,00	164.119,04	1.810.288,48	59.252.538,48	3,97%	28	
201403	7.485.887,00	2.571.876,00	60.014.126,00	196.492,49	1.996.770,97	62.010.896,97	3,89%	31	
201404	7.485.887,00	2.571.876,00	62.586.002,00	184.724,87	2.181.495,84	64.767.497,84	3,81%	30	
201405	7.485.887,00	2.571.876,00	65.157.878,00	198.046,01	2.379.541,85	67.537.419,85	3,79%	31	
201406	14.970.174,00	5.143.752,00	70.301.630,00	207.280,72	2.586.822,57	72.888.452,57	3,94%	30	
201407	7.485.887,00	2.571.876,00	72.873.506,00	218.024,28	2.824.846,85	75.698.352,85	4,86%	31	
201408	7.485.887,00	2.571.876,00	75.445.382,00	245.538,25	3.070.385,21	78.515.767,21	4,84%	31	
201409	7.485.887,00	2.571.876,00	78.017.258,00	259.131,94	3.329.517,14	81.346.775,14	4,26%	30	
201410	7.485.887,00	2.571.876,00	80.589.134,00	281.377,71	3.610.894,85	84.200.028,85	4,37%	31	
201411	7.485.887,00	2.571.876,00	83.161.010,00	283.171,24	3.894.066,09	87.055.076,09	4,36%	30	
201412	14.970.174,00	5.143.752,00	88.304.762,00	308.628,60	4.194.674,69	92.499.436,69	4,34%	31	
201501	0,00	0,00	88.304.762,00	328.574,78	4.523.249,47	92.828.011,47	4,47%	31	
201502	0,00	0,00	88.304.762,00	345.423,65	4.818.672,52	93.123.434,52	4,45%	28	
201503	0,00	0,00	88.304.762,00	324.250,26	5.142.922,78	93.447.684,78	4,41%	31	
201504	0,00	0,00	88.304.762,00	320.743,85	5.463.666,63	93.768.428,63	4,51%	30	
201505	0,00	0,00	88.304.762,00	324.971,17	5.788.637,80	94.093.399,80	4,42%	31	
201506	0,00	0,00	88.304.762,00	313.073,28	6.101.711,08	94.406.473,08	4,45%	30	
201507	0,00	0,00	88.304.762,00	332.176,80	6.433.887,88	94.738.649,88	4,52%	31	
201508	0,00	0,00	88.304.762,00	328.574,78	6.762.462,66	95.067.224,66	4,47%	31	
201509	0,00	0,00	88.304.762,00	313.770,91	7.076.233,56	95.380.995,56	4,48%	30	
201510	0,00	0,00	88.304.762,00	346.569,15	7.422.802,71	95.727.564,71	4,72%	31	
201511	0,00	0,00	88.304.762,00	349.269,03	7.772.071,74	96.076.833,74	4,92%	30	
201512	0,00	0,00	88.304.762,00	383.871,87	8.155.943,61	96.460.705,61	5,24%	31	
201601	0,00	0,00	88.304.762,00	419.581,15	8.575.524,77	96.880.286,77	5,74%	31	
201602	0,00	0,00	88.304.762,00	436.367,77	9.001.892,53	97.306.654,53	6,25%	29	
201603	0,00	0,00	88.304.762,00	462.937,83	9.464.830,36	97.769.592,36	6,35%	31	
201604	0,00	0,00	88.304.762,00	468.515,72	9.933.346,08	98.218.108,08	6,65%	30	
201605	0,00	0,00	88.304.762,00	496.894,88	10.430.240,95	98.715.002,95	6,83%	31	
201606	0,00	0,00	88.304.762,00	496.283,32	10.916.524,47	99.221.286,47	6,91%	30	

201607	0.00	0.00	88,304,762.00	527,196.36	11,843,720.83	99,748,482.83	7.26%	31
201608	0.00	0.00	88,304,762.00	522,271.14	11,965,991.97	100,270,753.97	7.19%	31
201609	0.00	0.00	88,304,762.00	394,592.77	12,470,684.74	100,775,446.74	7.18%	30
201610	0.00	0.00	88,304,762.00	515,230.61	12,985,914.75	101,290,676.75	7.09%	31
201611	0.00	0.00	88,304,762.00	493,186.73	13,479,021.48	101,793,783.48	7.01%	30
201612	0.00	0.00	88,304,762.00	593,248.28	13,982,267.74	102,287,029.74	6.92%	31
201701	0.00	0.00	88,304,762.00	394,657.02	14,486,924.76	102,791,686.76	6.94%	31
201702	0.00	0.00	88,304,762.00	445,499.80	14,932,424.56	103,237,186.56	6.78%	28
201703	0.00	0.04	88,304,762.00	464,177.37	15,416,601.93	103,721,363.93	6.65%	31
201704	0.00	0.00	88,304,762.00	460,341.79	15,876,903.72	104,181,645.72	6.53%	30
201705	0.00	0.00	88,304,762.00	450,187.77	16,327,071.49	104,631,833.49	6.17%	31
201706	0.00	0.00	88,304,762.00	421,169.25	16,748,240.75	105,053,002.75	5.96%	30
201707	0.00	0.00	88,304,762.00	413,184.90	17,161,405.65	105,466,387.65	5.67%	31
201708	0.00	0.00	88,304,762.00	408,171.02	17,569,576.68	105,874,338.68	5.58%	31
201709	0.00	0.00	88,304,762.00	390,829.33	17,960,406.00	106,265,168.00	5.52%	30
201710	0.00	0.00	88,304,762.00	399,802.04	18,360,009.04	106,664,771.04	5.46%	31
201711	0.00	0.00	88,304,762.00	379,075.97	18,739,085.02	107,043,847.02	5.33%	30
201712	0.00	0.00	88,304,762.00	386,734.32	19,125,819.34	107,430,581.34	5.28%	31
201801	0.00	0.00	88,304,762.00	381,724.38	19,507,544.72	107,812,305.72	5.21%	31
201802	0.00	0.00	88,304,762.00	325,657.12	19,843,200.83	108,147,962.83	5.07%	28
201803	0.00	0.00	88,304,762.00	367,393.44	20,210,594.27	108,515,336.27	5.01%	31
201804	0.00	0.00	88,304,762.00	347,879.93	20,558,474.20	108,863,236.20	4.9%	30
201805	0.00	0.00	88,304,762.00	345,131.05	20,903,405.25	109,208,367.25	4.7%	31
201806	0.00	0.00	88,304,762.00	327,014.26	21,230,619.51	109,535,381.51	4.6%	30
201807	0.00	0.00	88,304,762.00	335,777.25	21,566,396.76	109,871,158.76	4.57%	31
201808	0.00	0.00	88,304,762.00	332,997.02	21,899,293.78	110,204,955.78	4.53%	31
201809	0.00	0.00	88,304,762.00	322,137.70	22,221,431.48	110,526,193.48	4.53%	30
201810	0.00	0.00	88,304,762.00	325,692.02	22,547,123.50	110,851,885.50	4.47%	31
201811	0.00	0.00	88,304,762.00	314,468.48	22,861,591.98	111,166,353.98	4.42%	30
201812	0.00	0.00	88,304,762.00	333,617.17	23,195,209.15	111,499,971.15	4.54%	31
201901	0.00	0.00	88,304,762.00	335,057.29	23,530,266.43	111,835,828.43	4.56%	31
201902	0.00	0.00	88,304,762.00	303,227.46	23,833,493.89	112,138,255.89	4.57%	28
201903	0.00	0.00	88,304,762.00	334,337.26	24,167,831.15	112,472,593.15	4.55%	31
201904	0.00	0.00	88,304,762.00	322,834.54	24,490,665.69	112,795,427.69	4.54%	30
201905	0.00	0.00	88,304,762.00	330,736.18	24,821,401.87	113,126,163.87	4.5%	31
201906	0.00	0.00	88,304,762.00	321,480.80	25,143,542.67	113,447,504.67	4.52%	30
201907	0.00	0.00	88,304,762.00	328,574.78	25,471,417.45	113,776,179.45	4.47%	31
201908	0.00	0.00	88,304,762.00	325,692.02	25,797,109.47	114,101,871.47	4.43%	31
201909	0.00	0.00	88,304,762.00	318,652.61	26,115,762.08	114,420,524.08	4.48%	30
201910	0.00	0.00	88,304,762.00	324,250.20	26,440,012.34	114,744,774.34	4.41%	31
201911	0.00	0.00	88,304,762.00	315,165.99	26,755,178.33	115,059,940.33	4.43%	30
201912	0.00	0.00	88,304,762.00	332,176.80	27,083,355.13	115,392,117.13	4.52%	31
202001	0.00	0.00	88,304,762.00	333,617.17	27,420,972.30	115,725,734.30	4.54%	31
202002	0.00	0.00	88,304,762.00	308,667.24	27,727,639.54	116,032,401.54	4.46%	29
202003	0.00	0.00	88,304,762.00	330,736.18	28,058,375.72	116,363,137.72	4.5%	31
202004	0.00	0.00	88,304,762.00	323,331.31	28,381,507.03	116,686,669.03	4.55%	30
202005	0.00	0.00	88,304,762.00	315,394.41	28,697,501.44	117,002,263.44	4.39%	31
202006	0.00	0.00	88,304,762.00	268,296.82	28,965,798.76	117,270,565.76	3.78%	30
202007	0.00	0.00	88,304,762.00	246,745.43	29,232,543.69	117,517,305.69	3.34%	31
202008	0.00	0.00	88,304,762.00	208,620.32	29,439,184.01	117,721,926.01	3.79%	31
202009	0.00	0.00	88,304,762.00	171,598.84	29,590,752.85	117,895,514.85	2.39%	30
202010	0.00	0.00	88,304,762.00	150,850.18	29,741,603.03	118,046,365.03	2.07%	31
202011	0.00	0.00	88,304,762.00	140,990.29	29,882,593.32	118,187,355.32	1.96%	30
202012	0.00	0.00	88,304,762.00	143,483.73	30,026,077.05	118,330,839.05	1.93%	31
202101	0.00	0.00	88,304,762.00	142,009.64	30,168,086.69	118,472,845.69	1.91%	31
202102	0.00	0.00	88,304,762.00	121,397.27	30,289,683.95	118,594,443.95	1.81%	28
202103	0.00	0.00	88,304,762.00	131,693.63	30,421,367.58	118,726,129.58	1.77%	31
202104	0.00	0.00	88,304,762.00	126,718.03	30,548,045.61	118,832,947.61	1.76%	30
202105	0.00	0.00	88,304,762.00	135,372.98	30,683,458.60	118,968,320.60	1.82%	31
202106	0.00	0.00	88,304,762.00	137,424.64	30,820,863.23	119,123,645.23	1.91%	30
202107	0.00	0.00	88,304,762.00	141,272.50	30,962,155.73	119,266,917.73	1.9%	31
202108	0.00	0.00	88,304,762.00	147,904.39	31,110,060.12	119,414,822.12	1.99%	31
202109	0.00	0.00	88,304,762.00	147,404.42	31,257,464.55	119,562,226.55	2.05%	30
202110	0.00	0.00	88,304,762.00	164,828.26	31,422,292.81	119,727,084.81	2.22%	31
202111	0.00	0.00	88,304,762.00	180,033.12	31,612,325.93	119,917,089.93	2.65%	30
202112	0.00	0.00	88,304,762.00	240,154.83	31,892,480.76	120,197,242.76	3.8%	31
202201	0.00	0.00	88,304,762.00	256,200.99	32,146,681.76	120,453,443.76	3.47%	31
202202	0.00	0.00	88,304,762.00	286,307.42	32,454,989.18	120,739,731.18	4.31%	28
202203	0.00	0.00	88,304,762.00	364,524.26	32,799,513.43	121,104,235.43	6.97%	31
202204	0.00	0.00	88,304,762.00	421,857.45	33,221,370.89	121,526,132.89	5.97%	30
202205	0.00	0.00	88,304,762.00	511,707.89	33,733,078.07	122,037,840.07	7.04%	31

187

202206	0,00	0,00	88.304.762,00	541.393,93	34.274.462,00	122.579.224,00	7,72%	30
202207	0,00	0,00	88.304.762,00	609.454,70	34.943.916,71	123.248.678,71	9,3%	31
202208	0,00	0,00	88.304.762,00	756.795,24	35.700.711,99	124.005.473,99	10,57%	31
202209	0,00	0,00	88.304.762,00	760.028,23	36.460.740,22	124.765.502,22	10,99%	30
202210	0,00	0,00	88.304.762,00	826.958,98	37.287.699,20	125.592.461,20	11,6%	31
202211	0,00	0,00	88.304.762,00	847.467,52	38.135.166,72	126.439.928,72	12,63%	30
202212	0,00	0,00	88.304.762,00	949.501,35	39.104.668,17	127.409.430,17	13,42%	31
202301	0,00	0,00	88.304.762,00	982.186,16	40.086.854,33	128.391.616,33	13,91%	31
202302	0,00	0,00	88.304.762,00	915.437,34	41.002.291,67	129.307.053,67	14,35%	28
202303	0,00	0,00	88.304.762,00	942.146,31	41.944.437,97	130.249.199,97	13,33%	31
202304	0,00	0,00	88.304.762,00	860.957,58	42.805.395,56	131.110.157,56	12,53%	30
202305	0,00	0,00	88.304.762,00	892.493,76	43.697.891,31	132.002.653,31	12,57%	31
202306	0,00	0,00	88.304.762,00	892.805,69	44.590.697,00	132.895.459,00	13,02%	30
202307	0,00	0,00	88.304.762,00	960.188,19	45.500.885,19	133.855.647,19	13,58%	31
202308	0,00	0,00	88.304.762,00	963.861,03	46.519.746,23	134.824.508,23	13,71%	31
202309	0,00	0,00	88.304.762,00	896.048,37	47.415.794,60	135.720.556,60	13,07%	30
202310	0,00	0,00	88.304.762,00	927.416,40	48.343.211,00	136.647.973,00	13,09%	31
202311	0,00	0,00	88.304.762,00	875.922,51	49.219.133,51	137.523.895,51	12,76%	30
202312	0,00	0,00	88.304.762,00	896.532,59	50.115.666,10	138.420.428,10	12,67%	31
202401	0,00	0,00	88.304.762,00	828.315,50	50.943.981,60	139.348.743,60	11,62%	31
TOTALES	256.998.726,00	88.304.762,00		50.943.981,60				

SALDO TOTAL CAPITAL: 88.304.762,00
SALDO TOTAL INTERESES: 50.943.981,60
TOTAL LIQUIDACION CREDITO: 139.248.743,60



FONDO DE PREVISION SOCIAL DEL CONGRESO

ACTUALIZACION LIQUIDACION DE CREDITO Y COSTAS

PENSIONADO MEJIA CANDANOZA MARCO AURELIO CEDULA DE CIUDADANIA 5,068,502
 ENTIDAD MUNICIPIO DE PLATO - MAGDALENA
 PROCESO No. 15-166

CONSOLIDADO DE LIQUIDACION DE CRÉDITO Y COSTAS

PENSIONADO	MEJIA CANDANOZA MARCO AURELIO		
CEDULA DE CIUDADANIA	5,068,502		
TOTAL CAPITAL CUOTAS PARTES	CON CORTE A	30-12-14	\$ 179,987,804,00
INTERESES ANTES DE LEY 1066 DE 2006	CON CORTE A	28-07-06	\$ 0,00
INTERESES LEY 1066 DE 2006	CON CORTE A	31-01-24	\$ 104,001,298,73
COSTAS PROCESALES (5%)	PROCESO No.	15-166	\$ 14,199,445,14
TOTAL LIQUIDACIÓN DE CRÉDITO Y COSTAS			\$ 298,188,347,87

ELABORO: ASCOMALG
 APROBO: RAUL RUEDA
 26/02/2014



Pensionado	MEBA CANDAMOSA MARCO AURELIO	Número documento	1068502	Tipo documento	CC
Entidad	MUNICIPIO DE PLATO-MAGDALENA	NIT Entidad	891780051	Concurrencia	32,9%
Tipo pensión	Vigor	Resolución	1369	Fecha resolución	17/07/1993
Efectividad	17/07/1993	Menada	0,00	Estado	
Tipo cesantía	Causante	Fecha defunción	01/01/1900	Grupo profesional	

Observación:
Entidades:

NTI	Concurrencia	Fecha inicio
80018920	38,28%	01/07/2012
891780009	22,68%	30/12/2014
891780051	32,9%	31/01/2024
89999734	6,13%	

Cesantías:

Tipo del Documento	Número de Documento	Nombre	Sexo	Fecha de Afiliación	Fecha Cesantía	Fecha Inicio Pago	Tipo Pensión	Valor Mensada	
CC	1062871794	MEBA ALVARO JAIR ALEXANDER	Masculino	0,00	01/04/2009	01/09/2008	01/04/2009	Supervivencia	0,00

Periodo	Mensualidad	Saldo Inicial	Saldo Final	Intereses	Saldo Interés	Total Saldo	DTF	Días
201207	29.248.938,00	6.661.901,00	6.661.901,00	0,00	0,00	6.661.901,00	5,44%	31
201208	29.248.938,00	6.661.901,00	13.323.802,00	29.877,39	29.877,39	13.353.679,39	5,41%	31
201209	29.248.938,00	6.661.901,00	19.995.703,00	56.283,39	86.760,77	20.072.463,77	5,32%	30
201210	29.248.938,00	6.661.901,00	26.647.604,00	88.793,90	176.554,67	26.824.158,67	5,42%	31
201211	29.248.938,00	6.661.901,00	33.299.505,00	113.557,92	290.112,59	33.589.617,59	5,31%	30
201212	37.798.018,00	12.435.549,00	45.745.855,00	144.260,58	454.373,17	46.179.428,17	5,32%	31
201301	19.531.899,00	3.464.964,00	49.218.817,00	194.407,83	628.781,00	49.838.798,00	5,12%	31
201302	19.531.899,00	3.464.964,00	52.874.981,00	178.607,08	506.808,08	53.481.789,08	4,82%	28
201303	19.531.899,00	3.464.964,00	56.539.945,00	200.293,66	1.007.103,74	57.547.048,74	4,57%	31
201304	19.531.899,00	3.464.964,00	59.804.909,00	190.602,71	1.197.706,45	60.802.615,45	4,21%	30
201305	19.531.899,00	3.464.964,00	63.069.873,00	197.909,39	1.395.607,84	64.465.480,84	3,98%	31
201306	14.953.056,00	4.929.555,00	67.994.428,00	200.638,35	1.596.246,19	69.590.674,19	3,94%	30
201307	7.368.750,00	2.424.319,00	73.413.747,00	225.739,84	1.821.986,03	75.235.733,03	3,98%	31
201308	7.368.750,00	2.424.319,00	77.838.666,00	238.990,50	2.060.966,53	79.899.632,53	4,07%	31
201309	7.368.750,00	2.424.319,00	75.262.585,00	239.226,12	2.300.186,65	77.562.771,65	4,07%	30
201310	7.368.750,00	2.424.319,00	77.686.504,00	232.354,36	2.552.541,01	80.239.045,01	4,02%	31
201311	7.368.750,00	2.424.319,00	80.110.423,00	252.689,70	2.805.222,71	82.915.645,71	4,03%	30
201312	94.136.236,00	39.978.822,00	111.089.245,00	271.236,51	3.076.459,22	114.165.704,22	4,06%	31
201401	14.794.743,00	4.867.476,00	115.949.215,00	273.266,79	3.449.826,00	119.399.041,00	4,09%	31
201402	14.794.743,00	4.867.476,00	120.886.795,00	346.908,10	3.796.634,11	124.613.419,11	3,97%	28
201403	15.400.000,00	5.066.800,00	125.883.345,00	392.221,75	4.188.857,86	130.072.242,86	3,89%	31
201404	15.400.000,00	5.066.800,00	130.948.585,00	383.471,97	4.576.329,82	135.526.514,82	3,81%	30
201405	15.400.000,00	5.066.800,00	136.015.585,00	414.373,75	4.990.705,58	141.007.290,58	3,79%	31
201406	24.640.000,00	8.168.560,00	144.123.145,00	432.656,97	5.423.482,55	149.546.547,55	3,94%	30
201407	15.400.000,00	5.066.800,00	149.189.745,00	487.966,05	5.911.368,59	155.101.113,59	4,06%	31
201408	16.610.514,00	5.484.858,00	154.654.604,00	502.676,27	6.414.045,18	161.068.649,18	4,04%	31
201409	15.400.000,00	5.066.800,00	159.721.204,00	531.191,52	6.945.236,68	166.666.440,68	4,26%	30
201410	15.400.000,00	5.066.800,00	164.787.804,00	576.053,86	7.521.288,54	172.309.092,54	4,33%	31
201411	15.400.000,00	5.066.800,00	169.854.404,00	579.023,54	8.100.314,08	177.954.718,08	4,36%	30
201412	30.800.000,00	10.133.200,00	179.987.604,00	613.985,99	8.714.300,07	188.701.904,07	4,34%	31
201501	0,00	0,00	179.987.604,00	669.719,11	9.384.019,18	189.371.623,18	4,47%	31
201502	0,00	0,00	179.987.604,00	602.147,44	9.986.166,62	189.973.770,62	4,45%	28
201503	0,00	0,00	179.987.604,00	660.904,63	10.647.071,27	190.634.841,89	4,41%	31
201504	0,00	0,00	179.987.604,00	653.757,68	11.300.828,96	191.288.670,85	4,51%	30
201505	0,00	0,00	179.987.604,00	662.374,05	11.963.203,01	191.950.873,86	4,42%	31
201506	0,00	0,00	179.987.604,00	638.123,10	12.601.326,11	192.588.930,11	4,4%	30
201507	0,00	0,00	179.987.604,00	677.060,96	13.278.387,07	193.265.991,07	4,52%	31
201508	0,00	0,00	179.987.604,00	669.719,11	13.948.106,18	193.935.716,18	4,47%	31
201509	0,00	0,00	179.987.604,00	639.545,03	14.587.651,24	194.575.255,24	4,41%	30
201510	0,00	0,00	179.987.604,00	706.196,23	15.294.047,46	195.281.651,46	4,72%	31
201511	0,00	0,00	179.987.604,00	713.309,27	16.005.946,73	195.993.598,19	4,92%	30
201512	0,00	0,00	179.987.604,00	792.429,69	16.768.375,41	196.775.973,60	5,34%	31
201601	0,00	0,00	179.987.604,00	855.213,30	17.643.588,71	197.631.192,71	5,74%	31
201602	0,00	0,00	179.987.604,00	869.046,14	18.512.634,85	198.500.238,85	6,25%	29
201603	0,00	0,00	179.987.604,00	943.293,23	19.456.220,09	199.443.824,09	6,35%	31
201604	0,00	0,00	179.987.604,00	954.954,42	20.411.174,51	200.398.778,51	6,65%	30

201605	0,00	0,00	179.987.604,00	1.802.798,34	21.423.972,85	201.411.576,85	6,83%	31
201606	0,00	0,00	179.987.604,00	981.369,72	22.415.142,57	200.402.746,57	6,91%	30
201607	0,00	0,00	179.987.604,00	1.074.340,50	23.489.703,07	200.477.307,07	7,20%	31
201608	0,00	0,00	179.987.604,00	1.064.321,65	24.554.324,72	200.541.828,72	7,19%	31
201609	0,00	0,00	179.987.604,00	1.028.692,46	25.582.917,18	200.570.521,18	7,18%	30
201610	0,00	0,00	179.987.604,00	1.050.170,03	26.633.087,21	200.620.691,21	7,09%	31
201611	0,00	0,00	179.987.604,00	1.005.677,16	27.638.164,37	200.625.768,37	7,01%	30
201612	0,00	0,00	179.987.604,00	1.025.744,10	28.663.908,47	200.651.512,47	6,92%	31
201701	0,00	0,00	179.987.604,00	1.028.819,58	29.692.528,06	200.680.132,06	6,94%	31
201702	0,00	0,00	179.987.604,00	968.842,10	30.680.570,16	210.588.174,16	6,78%	28
201703	0,00	0,00	179.987.604,00	986.876,84	31.587.447,00	211.575.051,00	6,65%	31
201704	0,00	0,00	179.987.604,00	918.212,33	32.525.659,32	212.513.263,32	6,53%	30
201705	0,00	0,00	179.987.604,00	917.556,62	33.443.215,94	213.430.819,94	6,17%	31
201706	0,00	0,00	179.987.604,00	858.452,23	34.381.666,19	214.289.270,19	5,96%	30
201707	0,00	0,00	179.987.604,00	842.135,34	35.143.801,54	215.131.405,54	5,65%	31
201708	0,00	0,00	179.987.604,00	831.956,55	35.875.758,08	215.963.362,08	5,58%	31
201709	0,00	0,00	179.987.604,00	786.609,74	36.772.367,83	216.739.971,83	5,52%	30
201710	0,00	0,00	179.987.604,00	814.492,81	37.586.860,64	217.574.464,64	5,46%	31
201711	0,00	0,00	179.987.604,00	772.653,42	38.359.514,06	218.347.118,06	5,35%	30
201712	0,00	0,00	179.987.604,00	788.263,06	39.147.777,34	219.135.381,34	5,28%	31
201801	0,00	0,00	179.987.604,00	779.051,55	39.925.828,68	219.913.432,68	5,31%	31
201802	0,00	0,00	179.987.604,00	804.154,73	40.609.483,41	220.597.587,41	5,07%	28
201803	0,00	0,00	179.987.604,00	748.841,44	41.358.624,85	221.346.428,85	5,01%	31
201804	0,00	0,00	179.987.604,00	709.067,93	42.067.892,78	222.055.496,78	4,9%	30
201805	0,00	0,00	179.987.604,00	780.465,01	42.771.357,79	222.758.962,79	4,7%	31
201806	0,00	0,00	179.987.604,00	666.538,38	43.437.896,37	223.425.500,37	4,6%	30
201807	0,00	0,00	179.987.604,00	684.299,59	44.122.295,76	224.109.899,76	4,57%	31
201808	0,00	0,00	179.987.604,00	676.526,94	44.800.824,70	224.788.428,70	4,53%	31
201809	0,00	0,00	179.987.604,00	656.598,71	45.457.423,41	225.445.027,41	4,53%	30
201810	0,00	0,00	179.987.604,00	663.842,32	46.121.266,73	226.108.878,73	4,43%	31
201811	0,00	0,00	179.987.604,00	649.966,88	46.762.233,61	226.749.837,61	4,42%	30
201812	0,00	0,00	179.987.604,00	679.596,79	47.442.230,40	227.429.831,40	4,54%	31
201901	0,00	0,00	179.987.604,00	682.932,12	48.125.162,52	228.112.766,52	4,56%	31
201902	0,00	0,00	179.987.604,00	618.051,83	48.743.217,35	228.730.821,35	4,57%	28
201903	0,00	0,00	179.987.604,00	681.464,52	49.424.681,83	229.412.285,83	4,51%	31
201904	0,00	0,00	179.987.604,00	658.019,04	50.082.700,90	230.070.304,90	4,54%	30
201905	0,00	0,00	179.987.604,00	674.124,60	50.756.625,51	230.744.429,51	4,5%	31
201906	0,00	0,00	179.987.604,00	655.178,26	51.412.001,77	231.399.480,77	4,52%	30
201907	0,00	0,00	179.987.604,00	689.719,11	52.081.722,88	232.069.326,88	4,47%	31
201908	0,00	0,00	179.987.604,00	663.843,32	52.745.566,20	232.733.170,20	4,43%	31
201909	0,00	0,00	179.987.604,00	649.495,20	53.395.061,40	233.382.665,40	4,48%	30
201910	0,00	0,00	179.987.604,00	660.904,65	54.053.960,06	234.043.570,06	4,41%	31
201911	0,00	0,00	179.987.604,00	642.308,58	54.698.354,64	234.685.958,64	4,43%	30
201912	0,00	0,00	179.987.604,00	677.040,96	55.375.415,59	235.363.019,59	4,52%	31
202001	0,00	0,00	179.987.604,00	679.906,79	56.053.412,39	236.043.016,39	4,54%	31
202002	0,00	0,00	179.987.604,00	625.065,56	56.680.478,55	236.688.082,55	4,46%	29
202003	0,00	0,00	179.987.604,00	676.124,60	57.354.602,95	237.342.206,95	4,5%	31
202004	0,00	0,00	179.987.604,00	659.478,24	58.014.042,19	238.000.646,19	4,53%	30
202005	0,00	0,00	179.987.604,00	643.261,82	58.657.304,02	238.644.908,02	4,29%	31
202006	0,00	0,00	179.987.604,00	546.857,29	59.204.161,20	239.291.765,20	3,76%	30
202007	0,00	0,00	179.987.604,00	502.430,06	59.707.091,36	239.894.685,36	3,34%	31
202008	0,00	0,00	179.987.604,00	421.144,85	60.128.236,21	240.315.840,21	2,79%	31
202009	0,00	0,00	179.987.604,00	349.741,77	60.477.977,98	240.665.581,98	2,39%	30
202010	0,00	0,00	179.987.604,00	307.471,10	60.785.449,09	240.973.053,09	2,03%	31
202011	0,00	0,00	179.987.604,00	287.374,13	61.072.823,23	241.260.427,23	1,96%	30
202012	0,00	0,00	179.987.604,00	292.456,39	61.365.279,61	241.552.893,61	1,93%	31
202101	0,00	0,00	179.987.604,00	289.451,83	61.654.751,44	241.842.335,44	1,91%	31
202102	0,00	0,00	179.987.604,00	247.846,21	61.902.577,65	242.180.181,65	1,81%	28
202103	0,00	0,00	179.987.604,00	268.498,79	62.170.982,44	242.558.586,44	1,77%	31
202104	0,00	0,00	179.987.604,00	258.283,64	62.429.266,07	242.858.870,07	1,76%	30
202105	0,00	0,00	179.987.604,00	275.324,63	62.705.190,70	243.192.794,70	1,82%	31
202106	0,00	0,00	179.987.604,00	280.106,42	62.985.297,12	243.572.901,12	1,91%	30
202107	0,00	0,00	179.987.604,00	287.949,35	63.273.246,47	243.960.896,47	1,9%	31
202108	0,00	0,00	179.987.604,00	301.466,89	63.574.713,51	244.362.517,51	1,99%	31
202109	0,00	0,00	179.987.604,00	300.447,77	63.875.161,08	244.762.665,08	2,05%	30
202110	0,00	0,00	179.987.604,00	335.962,00	64.211.123,08	245.198.727,08	2,22%	31
202111	0,00	0,00	179.987.604,00	387.335,91	64.598.438,99	245.586.862,99	2,65%	30
202112	0,00	0,00	179.987.604,00	371.020,93	65.168.485,92	245.157.889,92	3,8%	31
202201	0,00	0,00	179.987.604,00	522.202,90	65.691.688,83	245.679.292,83	3,47%	31
202202	0,00	0,00	179.987.604,00	583.567,47	66.375.256,30	246.262.860,30	4,31%	28
202203	0,00	0,00	179.987.604,00	742.993,31	67.018.249,61	247.005.823,61	4,97%	31

202204	0.00	0.00	179.987.604,00	859.852,98	47.838.102,58	247.881.706,58	5,97%	30
202205	0.00	0.00	179.987.604,00	1.042.089,62	48.921.092,20	248.908.696,20	7,04%	31
202206	0.00	0.16	179.987.604,00	1.103.478,30	70.024.570,59	250.012.174,59	7,72%	30
202207	0.00	0.00	179.987.604,00	1.364.519,28	71.389.089,85	251.376.693,85	9,3%	31
202208	0.00	0.30	179.987.604,00	1.542.541,61	72.931.631,45	252.919.231,45	10,57%	31
202209	0.00	0.00	179.987.604,00	1.546.131,19	74.480.762,64	254.468.366,64	10,99%	30
202210	0.00	0.00	179.987.604,00	1.685.553,09	76.166.315,73	256.153.919,73	11,6%	31
202211	0.00	0.00	179.987.604,00	1.768.119,83	77.934.435,56	257.922.039,56	12,62%	30
202212	0.00	0.00	179.987.604,00	1.913.325,87	79.869.761,43	259.857.365,43	13,42%	31
202301	0.00	0.00	179.987.604,00	2.001.945,65	81.871.707,08	261.859.311,08	13,91%	31
202302	0.00	0.00	179.987.604,00	1.865.894,54	83.737.601,62	263.721.205,62	14,79%	28
202303	0.00	0.00	179.987.604,00	1.928.134,22	85.657.935,84	265.641.539,84	13,31%	31
202304	0.00	0.00	179.987.604,00	1.754.858,91	87.412.786,76	267.400.590,76	12,53%	30
202305	0.00	0.00	179.987.604,00	1.819.133,72	89.231.920,50	269.219.524,50	13,57%	31
202306	0.00	0.00	179.987.604,00	1.819.765,48	91.051.665,58	271.039.289,58	13,82%	30
202307	0.00	0.00	179.987.604,00	1.917.108,18	93.008.794,56	272.996.398,16	13,58%	31
202308	0.00	0.00	179.987.604,00	1.974.795,64	94.983.579,80	274.971.183,80	13,71%	31
202309	0.00	0.00	179.987.604,00	1.526.274,88	96.809.954,88	276.797.558,68	13,87%	30
202310	0.00	0.00	179.987.604,00	1.890.310,92	98.700.265,60	278.687.829,60	13,99%	31
202311	0.00	0.00	179.987.604,00	1.785.353,25	100.485.618,86	280.473.222,86	12,76%	30
202312	0.00	0.00	179.987.604,00	1.827.361,84	102.312.980,69	282.300.584,69	12,63%	31
202401	0.00	0.00	179.987.604,00	1.684.218,64	104.001.298,73	283.988.902,73	11,62%	31
TOTALES	547.074.740,00		179.987.604,00		204.001.298,73			

SALDO TOTAL CAPITAL: 179.987.604,00
SALDO TOTAL INTERESES: 194.001.298,73
TOTAL LIQUIDACION CREDITO: 283.988.902,73

192



FONDO DE PREVISION SOCIAL DEL CONGRESO

ACTUALIZACION LIQUIDACION DE CREDITO Y COSTAS

MUNICIPIO DE PLATO - MAGDALENA

PROCESO No. 15-166

	PENSIONADO	CEDULA	CAPITAL	INTERESES	COSTAS	TOTAL
1	PUNTES NOGUERA FRANCISCO	4.971.140	\$ 88.354.762,00	\$ 50.943.981,60	\$ 6.952.437,18	\$ 146.211.180,78
2	MEJIA CANDANOZA MARCO AURELIO	5.068.502	\$ 178.987.604,00	\$ 104.001.298,73	\$ 14.199.445,14	\$ 298.188.347,87
	TOTAL		\$ 268.292.366,00	\$ 154.945.280,33	\$ 21.161.882,32	\$ 444.399.528,65

ELABORO: ARMANDO
 APROBO: RAUL RUEDA
 26/02/2024



173

ACTUALIZACION LIQUIDACION DE CREDITO Y COSTAS

PENSIONADO: MOJICA MARQUEZ JORGE GUILLERMO CEDULA DE CIUDADANIA: 30,271

ENTIDAD: MUNICIPIO DE TASCO - BOYACA

PROCESO No. 15-244

CONSOLIDADO DE LIQUIDACION DE CRÉDITO Y COSTAS

PENSIONADO	MOJICA MARQUEZ JORGE GUILLERMO		
CEDULA DE CIUDADANIA	30,271		
TOTAL CAPITAL CUOTAS PARTES	CON CORTE A	30-06-15	\$ 48,614,495,00
INTERESES ANTES DE LEY 1066 DE 2006	CON CORTE A	28-07-06	\$ 0,00
INTERESES LEY 1066 DE 2006	CON CORTE A	31-01-24	\$ 26,556,167,09
COSTAS PROCESALES (5%)	PROCESO No.	15-244	\$ 3,758,533,10
TOTAL LIQUIDACIÓN DE CRÉDITO Y COSTAS			\$ 78,929,195,19

ELABORO: ABCMDWLG

APROBO: RAUL RUEDA

26/02/2014



Fenecido	MORCA MARQUEZ JORGE GIL LEONOR	Número documento	30271	Tipo documento	CC
Entidad	MUNICIPIO DE TASCO	NET Entidad	891854131	Concurrencia	16,42%
Tipo presión	Voz	Resolución	1224	Fecha resolución	01/01/1992
Efectividad	01/01/1992	Metada	0,00	Estado	
Tipo contrato	Consumo	Fecha defunción	01/01/1900	Grupo personal	
Observación					

Entidades:

NET	Concurrencia	Fecha inicio
800187927	DEPARTAMENTO NORTE DE SANTANDER	3,92%
891806498	DEPARTAMENTO DE BUENAVISTA	1,23%
891854131	MUNICIPIO DE TASCO	16,42%
89999724	FONDO DE PREVISIÓN SOCIAL DEL CONGRESO DE LA REPÚBLICA	13,6%
900373913	UNIDAD DE GESTIÓN PENSIONAL Y PARAFISCALES UGPP	64,83%

Sustentos:

Tipo del Documento	Número de Documento	Nombre	Fecha	Valor	Fecha Cobranza	Fecha Cancelada	Fecha Inicio Pago	Tipo Pensión	Valor Mensual
CC	30200327	ARENAS DE MORCA LEONOR	Fenecido	100,00	01/11/2003	01/01/1992	01/11/2003	Subsistencia	0,00

Periodo	Mes	Saldo Inicial	Saldo Final	Saldo Interés	Total Saldo	DTP	Días		
201307		18.422.636,00	1.788.397,00	1.711.397,00	0,00	1.711.397,00	3,89%	31	
201308		18.422.636,00	1.788.397,00	2.422.794,00	5.808,39	3.428.602,39	4,07%	31	
201309		18.422.636,00	1.788.397,00	3.134.891,00	13.241,39	5.151.240,78	4,07%	30	
201310		18.422.636,00	1.788.397,00	3.845.588,00	17.214,91	6.879.852,70	4,02%	31	
201311		18.422.636,00	1.788.397,00	4.556.565,00	22.265,78	8.613.515,47	4,03%	30	
201312		20.845.272,00	3.422.794,00	5.976.774,00	28.971,88	12.065.281,35	4,06%	31	
201401		18.624.835,00	1.744.598,00	5.724.277,00	40.266,27	125.768,62	13.850.145,62	4,03%	31
201402		18.624.835,00	1.744.598,00	6.468.975,00	41.038,03	166.818,67	15.633.793,67	3,97%	28
201403		18.624.835,00	1.744.598,00	7.213.573,00	50.219,01	217.037,68	17.430.610,68	3,89%	31
201404		18.624.835,00	1.744.598,00	7.958.171,00	52.987,78	270.021,46	19.228.192,46	3,81%	30
201405		18.624.835,00	1.744.598,00	8.702.769,00	58.990,89	330.022,35	21.032.781,35	3,79%	31
201406		18.864.835,00	3.268.800,00	9.464.575,00	65.859,80	395.872,15	24.360.447,15	3,94%	30
201407		18.624.835,00	1.744.598,00	10.209.173,00	81.138,24	477.010,39	26.186.183,39	4,06%	31
201408		18.624.835,00	1.744.598,00	10.953.771,00	98.622,91	563.634,30	28.017.405,30	4,04%	31
201409		18.624.835,00	1.744.598,00	11.698.369,00	118.295,35	657.929,65	29.856.298,65	4,20%	30
201410		18.624.835,00	1.744.598,00	12.442.967,00	139.307,09	762.236,74	31.706.203,74	4,32%	31
201411		18.624.835,00	1.744.598,00	13.187.565,00	160.736,30	871.963,04	33.559.528,04	4,36%	30
201412		21.249.070,00	3.488.198,00	16.756.788,00	188.158,30	980.121,34	37.166.882,34	4,34%	31
201501		11.013.704,00	1.808.450,00	17.985.211,00	134.610,70	1.124.712,10	39.109.943,10	4,47%	31
201502		11.013.704,00	1.808.450,00	19.793.661,00	127.079,29	1.251.811,39	41.045.472,39	4,45%	28
201503		11.013.704,00	1.808.450,00	21.602.111,00	146.120,15	1.397.931,54	43.000.042,54	4,41%	31
201504		11.013.704,00	1.808.450,00	23.410.561,00	151.106,74	1.549.040,28	44.959.601,28	4,51%	30
201505		11.013.704,00	1.808.450,00	25.219.011,00	159.755,61	1.708.795,89	46.927.806,89	4,42%	31
201506		20.078.954,00	3.395.401,00	28.614.495,00	160.518,24	1.869.114,13	50.493.609,13	4,4%	30
201507		0,00	0,00	28.614.495,00	182.873,37	2.051.987,70	52.666.482,70	4,32%	31
201508		0,00	0,00	28.614.495,00	180.890,53	2.232.878,23	50.847.373,23	4,47%	31
201509		0,00	0,00	28.614.495,00	172.740,10	2.405.618,81	51.020.113,81	4,41%	30
201510		0,00	0,00	28.614.495,00	190.797,01	2.596.415,82	51.210.910,82	4,72%	31
201511		0,00	0,00	28.614.495,00	192.283,17	2.788.699,19	51.403.194,19	4,92%	30
201512		0,00	0,00	28.614.495,00	211.333,30	3.000.032,49	51.614.527,49	5,24%	31
201601		0,00	0,00	28.614.495,00	230.992,17	3.231.024,86	51.845.519,86	5,34%	31
201602		0,00	0,00	28.614.495,00	234.728,61	3.465.753,46	52.080.248,46	6,25%	29
201603		0,00	0,00	28.614.495,00	254.380,55	3.720.615,02	52.335.110,02	6,35%	31
201604		0,00	0,00	28.614.495,00	257.932,16	3.978.547,17	52.593.042,17	6,65%	30
201605		0,00	0,00	28.614.495,00	273.559,95	4.252.103,32	52.866.598,32	6,83%	31
201606		0,00	0,00	28.614.495,00	267.714,08	4.519.817,40	53.134.312,40	6,91%	30
201607		0,00	0,00	28.614.495,00	290.237,86	4.810.055,23	53.424.550,23	7,26%	31
201608		0,00	0,00	28.614.495,00	287.526,17	5.097.581,63	53.712.076,63	7,19%	31
201609		0,00	0,00	28.614.495,00	277.848,94	5.375.430,56	53.989.925,56	7,18%	30
201610		0,00	0,00	28.614.495,00	283.606,01	5.659.080,57	54.273.575,57	7,09%	31
201611		0,00	0,00	28.614.495,00	271.470,47	5.930.551,04	54.545.046,04	7,01%	30
201612		0,00	0,00	28.614.495,00	277.052,59	6.207.603,63	54.822.098,63	6,92%	31
201701		0,00	0,00	28.614.495,00	277.829,25	6.485.432,88	55.099.927,88	6,94%	31
201702		0,00	0,00	28.614.495,00	245.260,15	6.730.894,28	55.345.189,28	6,78%	28
201703		0,00	0,00	28.614.495,00	266.554,57	6.997.248,83	55.611.743,83	6,65%	31

201704	0,00	0,160	48.614.495,00	253.410,33	7.250.659,16	55.865.154,16	6,53%	30
201705	0,00	0,160	48.614.495,00	247.831,24	7.498.490,41	56.112.985,41	6,17%	31
201706	0,00	0,260	48.614.495,00	231.866,66	7.730.357,07	56.344.852,07	5,96%	30
201707	0,00	0,160	48.614.495,00	227.460,02	7.957.817,09	56.572.312,09	5,65%	31
201708	0,00	0,160	48.614.495,00	228.710,74	8.182.527,83	56.797.622,83	5,58%	31
201709	0,00	0,160	48.614.495,00	215.163,60	8.397.691,43	57.022.186,43	5,52%	30
201710	0,00	0,160	48.614.495,00	219.953,60	8.617.685,23	57.232.182,23	5,46%	31
201711	0,00	0,160	48.614.495,00	208.693,02	8.826.978,26	57.440.873,26	5,35%	30
201712	0,00	0,160	48.614.495,00	212.999,17	9.039.267,42	57.653.762,42	5,29%	31
201801	0,00	0,160	48.614.495,00	210.151,04	9.249.438,46	57.863.933,46	5,21%	31
201802	0,00	0,160	48.614.495,00	184.789,60	9.434.228,06	58.048.723,06	5,07%	28
201803	0,00	0,160	48.614.495,00	202.261,42	9.616.489,48	58.250.984,48	5,01%	31
201804	0,00	0,160	48.614.495,00	191.518,63	9.828.008,11	58.442.503,11	4,9%	30
201805	0,00	0,160	48.614.495,00	190.005,29	10.012.013,39	58.632.508,39	4,7%	31
201806	0,00	0,160	48.614.495,00	180.051,44	10.198.044,83	58.812.539,83	4,6%	30
201807	0,00	0,160	48.614.495,00	184.835,73	10.382.900,56	58.997.395,56	4,57%	31
201808	0,00	0,160	48.614.495,00	183.270,08	10.566.170,64	59.180.665,64	4,51%	31
201809	0,00	0,160	48.614.495,00	177.566,74	10.743.517,37	59.358.022,37	4,57%	30
201810	0,00	0,160	48.614.495,00	179.203,50	10.922.820,88	59.537.315,88	4,43%	31
201811	0,00	0,160	48.614.495,00	173.124,60	11.095.943,47	59.710.440,47	4,42%	30
201812	0,00	0,160	48.614.495,00	183.666,54	11.278.612,01	59.894.107,01	4,54%	31
201901	0,00	0,160	48.614.495,00	184.859,37	11.464.071,38	60.078.566,38	4,56%	31
201902	0,00	0,160	48.614.495,00	168.936,07	11.633.007,43	60.245.502,43	4,57%	28
201903	0,00	0,160	48.614.495,00	184.062,97	11.815.070,43	60.429.365,43	4,53%	31
201904	0,00	0,160	48.614.495,00	177.730,37	11.992.800,80	60.607.295,80	4,54%	30
201905	0,00	0,160	48.614.495,00	182.080,47	12.174.881,26	60.789.376,26	4,5%	31
201906	0,00	0,160	48.614.495,00	178.962,08	12.351.344,34	60.966.339,34	4,52%	30
201907	0,00	0,160	48.614.495,00	180.390,55	12.532.734,89	61.147.229,89	4,47%	31
201908	0,00	0,160	48.614.495,00	179.203,50	12.712.028,39	61.326.533,39	4,43%	31
201909	0,00	0,160	48.614.495,00	175.429,09	12.887.486,48	61.501.961,48	4,48%	30
201910	0,00	0,160	48.614.495,00	178.509,77	13.065.976,23	61.680.471,23	4,40%	31
201911	0,00	0,160	48.614.495,00	173.509,60	13.239.484,85	61.853.979,85	4,43%	30
201912	0,00	0,160	48.614.495,00	182.873,57	13.422.358,43	62.036.853,43	4,52%	31
202001	0,00	0,160	48.614.495,00	183.888,54	13.606.024,96	62.220.519,96	4,54%	31
202002	0,00	0,160	48.614.495,00	168.826,77	13.774.454,74	62.389.349,74	4,46%	29
202003	0,00	0,160	48.614.495,00	182.080,47	13.956.935,20	62.571.430,20	4,5%	31
202004	0,00	0,160	48.614.495,00	178.113,96	14.135.049,17	62.749.544,17	4,55%	30
202005	0,00	0,160	48.614.495,00	173.744,46	14.308.743,63	62.923.288,63	4,29%	31
202006	0,00	0,160	48.614.495,00	147.705,67	14.486.499,30	63.070.994,30	3,56%	30
202007	0,00	0,160	48.614.495,00	135.848,97	14.592.340,27	63.206.835,27	3,34%	31
202008	0,00	0,160	48.614.495,00	112.750,86	14.706.091,13	63.320.586,13	2,79%	31
202009	0,00	0,160	48.614.495,00	94.464,99	14.800.556,08	63.413.051,08	2,39%	30
202010	0,00	0,160	48.614.495,00	83.047,65	14.883.603,73	63.498.098,73	2,03%	31
202011	0,00	0,160	48.614.495,00	77.609,50	14.961.223,26	63.573.718,26	1,96%	30
202012	0,00	0,160	48.614.495,00	78.992,22	15.040.215,47	63.654.710,47	1,93%	31
202101	0,00	0,160	48.614.495,00	78.180,69	15.118.796,16	63.732.891,16	1,91%	31
202102	0,00	0,160	48.614.495,00	66.943,04	15.185.339,20	63.799.834,20	1,81%	28
202103	0,00	0,160	48.614.495,00	72.493,90	15.257.835,30	63.872.330,30	1,77%	31
202104	0,00	0,160	48.614.495,00	68.762,19	15.327.597,29	63.942.092,29	1,76%	30
202105	0,00	0,160	48.614.495,00	74.527,06	15.402.124,29	64.016.619,29	1,82%	31
202106	0,00	0,160	48.614.495,00	75.856,56	15.477.760,79	64.092.375,79	1,91%	30
202107	0,00	0,160	48.614.495,00	77.724,87	15.555.555,66	64.170.090,66	1,9%	31
202108	0,00	0,160	48.614.495,00	81.425,92	15.636.981,59	64.251.876,59	1,99%	31
202109	0,00	0,160	48.614.495,00	81.150,68	15.718.132,27	64.332.627,27	2,03%	30
202110	0,00	0,160	48.614.495,00	90.743,04	15.808.875,31	64.423.370,31	2,22%	31
202111	0,00	0,160	48.614.495,00	104.619,09	15.913.494,41	64.523.889,41	2,63%	30
202112	0,00	0,160	48.614.495,00	154.233,88	16.067.728,28	64.682.323,28	3,8%	31
202201	0,00	0,160	48.614.495,00	141.066,55	16.208.774,83	64.823.289,83	3,47%	31
202202	0,00	0,160	48.614.495,00	157.621,07	16.356.395,90	64.980.890,90	4,31%	28
202203	0,00	0,160	48.614.495,00	200.681,85	16.567.077,74	65.181.572,74	4,97%	31
202204	0,00	0,160	48.614.495,00	232.245,54	16.799.323,28	65.413.818,28	5,97%	30
202205	0,00	0,160	48.614.495,00	281.710,59	17.051.033,87	65.685.528,87	7,04%	31
202206	0,00	0,160	48.614.495,00	299.048,55	17.379.082,42	65.993.577,42	7,72%	30
202207	0,00	0,160	48.614.495,00	368.555,46	17.747.637,88	66.362.132,88	9,3%	31
202208	0,00	0,160	48.614.495,00	416.639,14	18.164.377,03	66.778.772,03	10,57%	31
202209	0,00	0,160	48.614.495,00	418.418,98	18.382.696,01	67.097.391,01	10,99%	30
202210	0,00	0,160	48.614.495,00	455.296,42	18.037.962,43	67.652.457,43	11,6%	31
202211	0,00	0,160	48.614.495,00	477.567,62	18.515.530,06	68.130.025,06	12,63%	30
202212	0,00	0,160	48.614.495,00	522.729,83	20.038.159,89	68.652.754,89	13,42%	31
202301	0,00	0,160	48.614.495,00	540.723,79	20.378.983,66	69.193.478,66	13,91%	31
202302	0,00	0,160	48.614.495,00	503.976,49	21.082.960,13	69.697.455,13	14,39%	28

202303	0.00	0.04	48.614.495,00	518.692,60	31.601.640,75	79.216.135,75	13,31%	31
202304	0.00	0.00	48.614.495,00	473.983,70	22.073.624,46	70.690.119,46	12,53%	30
202305	0.00	0.04	48.614.495,00	491.346,44	22.566.970,90	71.181.465,90	12,57%	31
202306	0.00	0.04	48.614.495,00	491.517,07	23.058.487,96	71.672.982,96	13,02%	30
202307	0.00	0.04	48.614.495,00	528.613,21	23.587.101,18	72.201.596,18	13,58%	31
202308	0.00	0.04	48.614.495,00	533.587,88	24.120.489,06	72.734.984,06	13,71%	31
202309	0.00	0.00	48.614.495,00	493.502,26	24.613.791,32	73.228.286,32	13,07%	30
202310	0.00	0.04	48.614.495,00	510.571,33	25.124.362,66	73.738.857,66	13,09%	31
202311	0.00	0.00	48.614.495,00	482.222,36	25.606.585,01	74.221.080,01	12,76%	30
202312	0.00	0.04	48.614.495,00	493.568,84	26.100.153,85	74.714.648,85	12,63%	31
202401	0.00	0.00	48.614.495,00	456.013,23	26.556.167,09	75.170.662,09	11,62%	31
TOTALES	296.068.781.00	48.614.495,00		26.556.167,09				

SALDO TOTAL CAPITAL: 48.614.495,00
SALDO TOTAL INTERESES: 26.556.167,09
TOTAL LIQUIDACION CREDITO: 75.170.662,09

176



FONDO DE PREVISION SOCIAL DEL CONGRESO

ACTUALIZACION LIQUIDACION DE CREDITO Y COSTAS

PENSIONADO OLARTE PERALTA MARIO CEDULA DE CIUDADANIA 164,422

ENTIDAD: E.S.E. HOSPITAL PSIQUIATRICO SAN CAMILO

PROCESO No. 16-507

CONSOLIDADO DE LIQUIDACION DE CRÉDITO Y COSTAS

PENSIONADO	OLARTE PERALTA MARIO		
CEDULA DE CIUDADANIA	164,422		
TOTAL CAPITAL CUOTAS PARTES	CON CORTE A	31-05-15	\$ 28,716,344,00
INTERESES ANTES DE LEY 1066 DE 2006	CON CORTE A	28-07-06	\$ 0,00
INTERESES LEY 1066 DE 2006	CON CORTE A	31-01-24	\$ 13,409,908,36
COSTAS PROCESALES (5%)	PROCESO No.	16-507	\$ 2,106,312,62
TOTAL LIQUIDACIÓN DE CRÉDITO Y COSTAS			\$ 44,232,564,98

ELABORÓ: ASCHONALD
 APROBÓ: RAÚL RUECA
 26/02/2024



Prestatario	OLARTY PERALTA SIARDI	Número documento	164422	Tipo documento	CC
Entidad	EMPRESA SOCIAL DEL ESTADO HOSPITAL PSIQUIATRICO SAN CAMILO	NIT Entidad	890200500	Concurrencia	61,05%
Tipo presión	Vejar	Resolución	0001	Fecha resolutoria	15/03/1989
Efectividad	15/03/1989	Mesada	0,00	Estado	
Tipo cotización	Causante	Fecha defenida	01/01/1900	Grupo preinstit	E

Entidades:

NIT	Entidad	Concurrencia	Fecha inicio	Fecha corte de capital	Fecha corte de intereses
890200500	EMPRESA SOCIAL DEL ESTADO HOSPITAL PSIQUIATRICO SAN CAMILO	61,05%	01/02/2016	30/05/2016	
890201235	DEPARTAMENTO DE SANTANDER	6,95%			
899999114	DEPARTAMENTO DE CUNDINAMARCA	5,38%			
899999734	FONDO DE PREVISION SOCIAL DEL CONGRESO DE LA REPUBLICA	26,22%			

Sustitutos:

El prestatario no tiene sustitutos

Periodo	Monto	Capital	Intereses	Saldo Interés	Total Saldo	DTP	Días
201602	11.739.355,00	7.179.086,00	7.179.086,00	0,00	7.179.086,00	6,25%	29
201603	11.739.355,00	7.179.086,00	14.358.172,00	37.636,17	14.395.808,17	6,35%	31
201604	11.739.355,00	7.179.086,00	21.537.258,00	78.179,69	21.615.437,69	6,65%	30
201605	11.739.355,00	7.179.086,00	28.716.344,00	121.191,12	28.837.535,12	6,85%	31
201606	0,00	0,00	28.716.344,00	158.137,39	28.874.481,39	6,91%	30
201607	0,00	0,00	28.716.344,00	173.442,08	28.887.823,08	7,26%	31
201608	0,00	0,00	28.716.344,00	169.840,42	28.887.184,42	7,19%	31
201609	0,00	0,00	28.716.344,00	164.134,01	28.881.318,01	7,38%	30
201610	0,00	0,00	28.716.344,00	167.530,67	28.888.848,67	7,09%	31
201611	0,00	0,00	28.716.344,00	160.356,27	28.876.700,27	7,07%	30
201612	0,00	0,00	28.716.344,00	165.653,61	28.881.997,61	6,92%	31
201701	0,00	0,00	28.716.344,00	164.112,38	28.870.456,38	6,94%	31
201702	0,00	0,00	28.716.344,00	144.874,70	28.865.581,70	6,78%	28
201703	0,00	0,00	28.716.344,00	157.452,48	28.872.996,48	6,65%	31
201704	0,00	0,00	28.716.344,00	149.689,34	28.862.685,34	6,53%	30
201705	0,00	0,00	28.716.344,00	146.392,70	28.863.037,70	6,17%	31
201706	0,00	0,00	28.716.344,00	136.962,50	28.849.075,20	5,96%	30
201707	0,00	0,00	28.716.344,00	134.359,52	28.845.714,52	5,65%	31
201708	0,00	0,00	28.716.344,00	132.735,53	28.843.078,53	5,58%	31
201709	0,00	0,00	28.716.344,00	127.096,08	28.835.982,53	5,32%	30
201710	0,00	0,00	28.716.344,00	129.949,26	28.835.931,26	5,46%	31
201711	0,00	0,00	28.716.344,00	123.373,94	28.832.557,94	5,35%	30
201712	0,00	0,00	28.716.344,00	125.764,40	28.838.322,40	5,28%	31
201801	0,00	0,00	28.716.344,00	124.135,19	28.834.187,19	5,21%	31
201802	0,00	0,00	28.716.344,00	109.154,11	28.825.033,11	5,07%	28
201803	0,00	0,00	28.716.344,00	119.474,81	28.834.507,81	5,01%	31
201804	0,00	0,00	28.716.344,00	113.129,12	28.821.378,12	4,99%	30
201805	0,00	0,00	28.716.344,00	112.215,19	28.819.162,99	4,79%	31
201806	0,00	0,00	28.716.344,00	106.343,69	28.812.819,30	4,68%	30
201807	0,00	0,00	28.716.344,00	109.193,38	28.813.012,68	4,57%	31
201808	0,00	0,00	28.716.344,00	108.256,74	28.812.755,94	4,53%	31
201809	0,00	0,00	28.716.344,00	104.757,63	28.808.008,31	4,53%	30
201810	0,00	0,00	28.716.344,00	105.913,70	28.807.094,61	4,43%	31
201811	0,00	0,00	28.716.344,00	102.263,83	28.804.830,78	4,42%	30
201812	0,00	0,00	28.716.344,00	108.490,91	28.813.321,69	4,54%	31
201901	0,00	0,00	28.716.344,00	108.939,23	28.814.260,92	4,58%	31
201902	0,00	0,00	28.716.344,00	98.608,12	28.813.652,80	4,37%	28
201903	0,00	0,00	28.716.344,00	108.725,10	28.814.377,90	4,35%	31
201904	0,00	0,00	28.716.344,00	104.984,46	28.813.393,46	4,34%	30
201905	0,00	0,00	28.716.344,00	107.554,04	28.814.947,50	4,59%	31
201906	0,00	0,00	28.716.344,00	104.531,22	28.813.416,22	4,52%	30
201907	0,00	0,00	28.716.344,00	106.951,16	28.814.367,38	4,47%	31
201908	0,00	0,00	28.716.344,00	105.913,70	28.813.453,68	4,43%	31
201909	0,00	0,00	28.716.344,00	105.624,51	28.813.079,19	4,48%	30
201910	0,00	0,00	28.716.344,00	105.444,83	28.812.634,36	4,41%	31
201911	0,00	0,00	28.716.344,00	102.490,68	28.811.143,68	4,43%	30
201912	0,00	0,00	28.716.344,00	108.022,52	28.812.166,20	4,52%	31
202001	0,00	0,00	28.716.344,00	108.490,91	28.813.657,11	4,54%	31
202002	0,00	0,00	28.716.344,00	99.726,92	28.812.930,19	4,40%	29

202003	0,00	0,00	28.716.344,00	107.554,64	3.967.603,82	34.683.947,83	4,3%	31
202004	0,00	0,00	28.716.344,00	105.211,85	6.072.814,86	34.789.358,86	4,53%	30
202005	0,00	0,00	28.716.344,00	102.630,00	6.175.444,85	34.891.788,86	4,29%	31
202006	0,00	0,00	28.716.344,00	87.249,02	6.262.693,88	34.979.037,88	3,76%	30
202007	0,00	0,00	28.716.344,00	80.240,60	6.342.954,48	35.059.278,48	3,34%	31
202008	0,00	0,00	28.716.344,00	67.192,07	6.410.126,55	35.126.470,55	2,79%	31
202009	0,00	0,00	28.716.344,00	55.799,58	6.465.926,53	35.182.270,53	2,59%	30
202010	0,00	0,00	28.716.344,00	49.855,56	6.514.982,39	35.231.376,39	2,03%	31
202011	0,00	0,00	28.716.344,00	45.849,46	6.560.831,85	35.277.375,85	1,96%	30
202012	0,00	0,00	28.716.344,00	46.660,32	6.607.492,17	35.323.836,17	1,93%	31
202101	0,00	0,00	28.716.344,00	46.180,55	6.653.673,11	35.370.017,11	1,91%	31
202102	0,00	0,00	28.716.344,00	39.542,53	6.693.216,04	35.409.560,04	1,81%	28
202103	0,00	0,00	28.716.344,00	42.822,97	6.736.039,02	35.452.383,02	1,77%	31
202104	0,00	0,00	28.716.344,00	41.208,18	6.777.247,20	35.493.591,20	1,76%	30
202105	0,00	0,00	28.716.344,00	44.822,73	6.821.269,93	35.537.611,93	1,83%	31
202106	0,00	0,00	28.716.344,00	44.689,52	6.865.959,86	35.582.303,86	1,91%	30
202107	0,00	0,00	28.716.344,00	43.941,23	6.911.901,09	35.628.245,09	1,96%	31
202108	0,00	0,00	28.716.344,00	48.097,90	6.959.996,99	35.676.342,99	1,99%	31
202109	0,00	0,00	28.716.344,00	47.855,31	7.007.954,30	35.724.278,30	2,03%	30
202110	0,00	0,00	28.716.344,00	53.601,47	7.061.533,77	35.777.879,77	2,22%	31
202111	0,00	0,00	28.716.344,00	61.797,97	7.123.333,75	35.839.677,75	2,63%	30
202112	0,00	0,00	28.716.344,00	91.103,20	7.214.438,95	35.930.782,95	3,8%	31
202201	0,00	0,00	28.716.344,00	83.215,51	7.297.754,45	36.014.098,45	3,47%	31
202202	0,00	0,00	28.716.344,00	93.103,99	7.390.860,44	36.107.204,44	4,31%	28
202203	0,00	0,00	28.716.344,00	118.541,78	7.509.402,23	36.225.746,23	4,97%	31
202204	0,00	0,00	28.716.344,00	137.186,30	7.646.588,53	36.362.932,53	5,97%	30
202205	0,00	0,00	28.716.344,00	166.405,06	7.812.993,59	36.529.337,59	7,04%	31
202206	0,00	0,00	28.716.344,00	176.055,82	7.989.049,41	36.705.383,41	7,72%	30
202207	0,00	0,00	28.716.344,00	217.703,91	8.206.753,32	36.923.097,32	9,3%	31
202208	0,00	0,00	28.716.344,00	246.106,70	8.452.805,02	37.169.204,02	10,57%	31
202209	0,00	0,00	28.716.344,00	247.158,04	8.700.018,06	37.416.362,06	10,99%	30
202210	0,00	0,00	28.716.344,00	268.923,64	8.968.941,71	37.685.285,71	11,66%	31
202211	0,00	0,00	28.716.344,00	282.096,86	9.231.038,56	37.967.382,56	12,67%	30
202212	0,00	0,00	28.716.344,00	308.773,93	9.539.812,51	38.276.156,51	13,42%	31
202301	0,00	0,00	28.716.344,00	319.402,89	9.879.213,40	38.595.559,40	13,91%	31
202302	0,00	0,00	28.716.344,00	297.696,44	10.176.911,84	38.893.255,84	14,39%	28
202303	0,00	0,00	28.716.344,00	306.382,09	10.443.293,93	39.199.637,93	13,31%	31
202304	0,00	0,00	28.716.344,00	279.979,85	10.763.273,78	39.479.617,78	12,53%	30
202305	0,00	0,00	28.716.344,00	290.235,93	11.053.509,71	39.769.853,71	12,57%	31
202306	0,00	0,00	28.716.344,00	290.336,72	11.343.846,44	40.060.190,44	13,02%	30
202307	0,00	0,00	28.716.344,00	312.249,24	11.656.095,67	40.372.439,67	13,58%	31
202308	0,00	0,00	28.716.344,00	315.069,61	11.971.165,28	40.687.599,28	13,71%	31
202309	0,00	0,00	28.716.344,00	301.591,73	12.262.556,51	40.978.900,51	13,87%	30
202310	0,00	0,00	28.716.344,00	301.591,96	12.544.148,30	41.280.492,30	13,89%	31
202311	0,00	0,00	28.716.344,00	284.846,38	12.848.994,88	41.565.338,88	12,76%	30
202312	0,00	0,00	28.716.344,00	291.548,70	13.145.343,38	41.856.887,38	12,67%	31
202401	0,00	0,00	28.716.344,00	269.364,78	13.409.908,36	42.126.252,36	11,62%	31
TOTALES	47.037.420,00	28.716.344,00		13.409.908,36				

SALDO TOTAL CAPITAL: 28.716.344,00
 SALDO TOTAL INTERESES: 13.409.908,36
 TOTAL LIQUIDACION CREDITO: 42.126.252,36



ACTUALIZACION LIQUIDACION DE CREDITO Y COSTAS

PENSIONADO CHAVES HOYOS HECTOR FABIO CEDULA DE CIUDADANIA 6.476.993
 ENTIDAD : MUNICIPIO DE TORO - VALLE DEL CAUCA
 PROCESO No. 16-514

CONSOLIDADO DE LIQUIDACION DE CRÉDITO Y COSTAS

PENSIONADO	CHAVES HOYOS HECTOR FABIO		
CEDULA DE CIUDADANIA	6,476,993		
TOTAL CAPITAL CUOTAS PARTES	CON CORTE A	30-05-16	\$ 612,988,00
INTERESES ANTES DE LEY 1066 DE 2006	CON CORTE A	28-07-06	\$ 0,00
INTERESES LEY 1066 DE 2006	CON CORTE A	31-01-24	\$ 286,252,07
COSTAS PROCESALES (5%)	PROCESO No.	16-514	\$ 44,962,00
TOTAL LIQUIDACIÓN DE CRÉDITO Y COSTAS			\$ 944,202,07

ELABORÓ: ABC/DM/LG

APROBÓ: RAUL RUEDA

26/07/2024



REPORTE DE MOVIMIENTOS POR PERIODO CUENTAS POR COBRAR



Procedente	CHAVES BUJOS HECTOR TADU	Número documento	647693	Tipo documento	CC
Entidad	MUNICIPIO DE TORO - VALLE DEL CAUCA	NIT Entidad	891900985	Consignación	10,8%
Tipo posición	Vigor	Resolución	0153	Fecha resolución	25/10/2008
Efectividad	25/10/2008	Movido	0,00	Estado	
Tipo contrato	Comercio	Fecha de vencimiento	01/01/2008	Grupo personal	E
Observación					

Entidades:

NIT	Entidad	Consignación	Fecha inicio	Fecha corte de capital	Fecha corte de intereses
89019029	DEPARTAMENTO DEL VALLE DEL CAUCA	76,47%	01/02/2010	31/03/2010	
89060095	MUNICIPIO DE TORO - VALLE DEL CAUCA	10,8%			
89999618	CASA NACIONAL DE PREVISIÓN SOCIAL ECE EN LIQUIDACIÓN	11,34%			
89999714	FONDO DE PREVISIÓN SOCIAL DEL CONGRESO DE LA REPUBLICA	7,5%			

Detalles: El personal se tiene consignado

Periodo	Saldo Inicial	Pagos	Saldo Capital	Intereses	Saldo Interés	Total Saldo	DIF	Días
201602	1.418.934,00	133.247,00	133.247,00	0,00	0,00	133.247,00	6,21%	20
201603	1.418.934,00	133.247,00	306.494,00	803,40	803,40	307.297,40	6,33%	31
201604	1.418.934,00	133.247,00	439.741,00	1.626,16	2.429,33	442.170,33	6,63%	30
201605	1.418.934,00	133.247,00	572.988,00	2.946,91	5.216,54	578.204,54	6,83%	31
201606	0,00	0,00	572.988,00	3.375,43	8.392,19	621.380,19	6,91%	30
201607	0,00	0,00	572.988,00	3.659,66	12.051,85	623.639,84	7,20%	31
201608	0,00	0,00	572.988,00	3.625,47	15.677,31	629.665,31	7,19%	31
201609	0,00	0,00	572.988,00	3.303,44	19.280,75	632.168,75	7,18%	30
201610	0,00	0,00	572.988,00	3.576,39	22.797,34	635.745,34	7,09%	31
201611	0,00	0,00	572.988,00	3.422,01	26.180,15	639.168,15	7,01%	28
201612	0,00	0,00	572.988,00	3.493,40	29.673,75	642.661,75	6,92%	31
201701	0,00	0,00	572.988,00	3.303,19	33.176,55	646.164,55	6,94%	31
201702	0,00	0,00	572.988,00	3.892,34	36.268,49	649.237,49	6,79%	28
201703	0,00	0,00	572.988,00	3.361,03	39.618,32	652.618,32	6,67%	31
201704	0,00	0,00	572.988,00	3.995,29	42.623,61	655.813,61	6,52%	30
201705	0,00	0,00	572.988,00	3.124,94	45.938,73	658.938,73	6,17%	31
201706	0,00	0,00	572.988,00	2.923,64	48.814,40	661.842,40	5,96%	30
201707	0,00	0,00	572.988,00	2.868,06	51.742,44	664.738,44	5,67%	31
201708	0,00	0,00	572.988,00	2.853,41	54.575,69	667.563,69	5,59%	31
201709	0,00	0,00	572.988,00	2.713,03	57.288,82	670.276,82	5,32%	30
201710	0,00	0,00	572.988,00	2.373,94	60.062,86	673.036,86	5,49%	30
201711	0,00	0,00	572.988,00	2.631,44	62.694,31	675.682,31	5,33%	30
201712	0,00	0,00	572.988,00	2.644,61	65.378,91	678.366,91	5,29%	31
201801	0,00	0,00	572.988,00	2.649,83	68.028,74	681.018,74	5,21%	31
201802	0,00	0,00	572.988,00	2.330,04	70.334,79	683.348,79	5,07%	28
201803	0,00	0,00	572.988,00	2.536,35	72.909,13	685.897,13	5,01%	30
201804	0,00	0,00	572.988,00	2.414,89	75.324,01	688.512,01	4,9%	30
201805	0,00	0,00	572.988,00	2.399,81	77.719,83	691.201,83	4,7%	31
201806	0,00	0,00	572.988,00	2.278,05	79.988,81	692.977,81	4,6%	30
201807	0,00	0,00	572.988,00	2.338,88	82.326,73	695.265,73	4,57%	31
201808	0,00	0,00	572.988,00	2.318,80	84.631,63	697.619,63	4,52%	31
201809	0,00	0,00	572.988,00	2.216,39	86.887,62	699.815,62	4,53%	30
201810	0,00	0,00	572.988,00	2.268,87	89.128,69	702.118,69	4,45%	31
201811	0,00	0,00	572.988,00	2.182,96	91.311,04	704.299,04	4,42%	30
201812	0,00	0,00	572.988,00	2.315,58	93.627,53	706.615,53	4,34%	31
201901	0,00	0,00	572.988,00	2.323,63	95.933,40	708.941,40	4,36%	31
201902	0,00	0,00	572.988,00	2.164,82	98.058,33	711.248,33	4,37%	28
201903	0,00	0,00	572.988,00	2.328,81	100.379,21	713.547,21	4,31%	31
201904	0,00	0,00	572.988,00	2.243,02	102.628,24	715.849,24	4,34%	30

20001	0,00	0,00	612,968,00	2,295,88	194,916,12	717,968,12	4,59%	31
20002	0,00	0,00	612,968,00	2,231,36	160,167,48	720,135,48	4,57%	30
20003	0,00	0,00	612,968,00	2,296,35	169,423,15	727,391,15	4,67%	31
20004	0,00	0,00	612,968,00	2,260,87	111,249,22	724,677,22	4,67%	31
20005	0,00	0,00	612,968,00	2,212,06	113,961,22	726,999,22	4,66%	30
20006	0,00	0,00	612,968,00	2,210,94	114,112,06	729,140,06	4,61%	31
20007	0,00	0,00	612,968,00	2,637,92	118,319,95	731,327,95	4,67%	30
20008	0,00	0,00	612,968,00	2,265,58	126,549,76	733,637,76	4,57%	31
20009	0,00	0,00	612,968,00	2,215,56	122,964,44	735,992,44	4,56%	31
20010	0,00	0,00	612,968,00	2,224,83	125,996,44	737,974,44	4,60%	29
20011	0,00	0,00	612,968,00	2,291,00	127,396,33	740,364,33	4,51%	31
20012	0,00	0,00	612,968,00	2,243,37	129,612,19	742,620,19	4,59%	30
20013	0,00	0,00	612,968,00	2,198,37	131,822,06	744,819,06	4,29%	31
20014	0,00	0,00	612,968,00	1,862,44	133,565,41	746,432,41	3,76%	30
20015	0,00	0,00	612,968,00	1,712,54	135,198,23	748,166,23	3,57%	31
20016	0,00	0,00	612,968,00	1,414,30	136,932,87	749,350,87	3,79%	31
20017	0,00	0,00	612,968,00	1,170,12	134,823,69	751,011,69	3,24%	30
20018	0,00	0,00	612,968,00	1,047,11	134,800,84	752,855,84	2,67%	31
20019	0,00	0,00	612,968,00	918,72	140,249,26	753,217,26	1,56%	30
20020	0,00	0,00	612,968,00	996,01	141,043,59	754,013,59	1,80%	30
20021	0,00	0,00	612,968,00	963,79	142,651,37	753,619,37	1,47%	31
20022	0,00	0,00	612,968,00	846,18	140,871,47	753,839,47	1,51%	29
20023	0,00	0,00	612,968,00	914,11	142,799,78	755,767,78	1,71%	31
20024	0,00	0,00	612,968,00	879,64	144,869,27	757,838,27	1,76%	30
20025	0,00	0,00	612,968,00	919,72	145,006,95	758,986,95	1,82%	31
20026	0,00	0,00	612,968,00	853,97	145,562,91	759,536,91	1,91%	30
20027	0,00	0,00	612,968,00	860,05	147,543,99	760,511,99	1,92%	31
20028	0,00	0,00	612,968,00	1,026,71	148,570,30	761,596,30	1,99%	31
20029	0,00	0,00	612,968,00	1,023,24	149,193,54	762,311,54	2,01%	30
20030	0,00	0,00	612,968,00	1,144,19	150,715,74	763,883,74	2,22%	30
20031	0,00	0,00	612,968,00	1,318,08	152,096,96	765,064,96	2,67%	30
20032	0,00	0,00	612,968,00	1,444,76	154,001,68	766,446,68	3,31%	31
20033	0,00	0,00	612,968,00	1,378,49	153,760,12	766,728,12	3,47%	31
20034	0,00	0,00	612,968,00	1,597,47	155,767,68	768,335,68	4,31%	28
20035	0,00	0,00	612,968,00	2,330,41	160,290,03	773,268,03	4,97%	31
20036	0,00	0,00	612,968,00	2,829,42	163,256,43	776,214,43	4,87%	31
20037	0,00	0,00	612,968,00	3,352,13	164,719,39	779,184,39	3,64%	31
20038	0,00	0,00	612,968,00	3,158,14	130,236,73	783,204,73	3,25%	30
20039	0,00	0,00	612,968,00	4,847,16	135,163,91	788,131,91	6,15%	31
20040	0,00	0,00	612,968,00	5,253,47	140,412,36	793,425,36	10,37%	31
20041	0,00	0,00	612,968,00	5,275,91	143,713,29	796,711,29	10,99%	30
20042	0,00	0,00	612,968,00	5,740,33	141,493,52	804,461,52	11,62%	31
20043	0,00	0,00	612,968,00	6,021,73	147,475,54	810,467,28	12,67%	30
20044	0,00	0,00	612,968,00	6,798,13	154,966,71	817,764,71	13,67%	30
20045	0,00	0,00	612,968,00	6,318,07	110,884,68	823,872,68	11,91%	31
20046	0,00	0,00	612,968,00	6,324,72	117,299,52	830,227,52	14,14%	29
20047	0,00	0,00	612,968,00	6,540,13	123,719,60	836,267,63	13,31%	31
20048	0,00	0,00	612,968,00	3,976,54	124,756,19	842,748,19	12,33%	30
20049	0,00	0,00	612,968,00	4,145,41	123,951,67	846,939,67	12,33%	31
20050	0,00	0,00	612,968,00	6,197,62	142,149,23	851,137,23	13,62%	30
20051	0,00	0,00	612,968,00	6,665,17	149,814,64	861,802,64	13,58%	31
20052	0,00	0,00	612,968,00	6,725,57	153,540,23	866,523,23	13,71%	31
20053	0,00	0,00	612,968,00	6,437,88	168,199,27	881,167,27	14,69%	31
20054	0,00	0,00	612,968,00	6,690,42	174,278,54	891,266,64	14,76%	30
20055	0,00	0,00	612,968,00	6,251,49	180,942,43	897,911,43	14,61%	31
20056	0,00	0,00	612,968,00	5,748,54	186,212,07	899,248,07	11,62%	31
TOTALES	5,673,491,00	612,968,00		296,252,67				

SALDO TOTAL CAPITAL: 612,968,00
 SALDO TOTAL INTERESES: 296,252,67
 TOTAL LIQUIDACION CREDITO: 899,248,07



REPORTE DE MOVIMIENTOS POR PERIODO CUENTAS POR COBRAR



Precedido por	LOPEZ ARIAS FARO	Número documento	2049563	Tipo documento	CC
Estado	MUNICIPIO DE TORO - VALLE DEL CAUCA	NIT Entidad	891908985	Comarcancia	38.83%
Tipo presión	Vajío	Resolución	8208	Fecha resolución	01/08/1992
Electricidad	06/18/1992	Mesada	0.00	Estado	
Tipo reticante	Casero	Fecha dilación	01/01/1990	Grupo personal	8
Observación					

Entidades:

NIT	Nombre Entidad	Comarcancia	Fecha inicio
891908985	MUNICIPIO DE TORO - VALLE DEL CAUCA	38.83%	01/02/2010
89999734	FUNDO DE PREVISION SOCIAL DEL CONGRESO DE LA REPUBLICA	49.35%	31/05/2010
			Fecha corte de intereses
			31/01/2024

Situación: El personal no tiene créditos

Periodo	Saldo Inicial	Saldo Final	Saldo Capital	Intereses	Saldo Interés	Total Saldo	DTF	Días
201601	1,916,584.00	1,965,427.00	1,965,427.00	0.00	0.00	1,965,427.00	6.33%	29
201602	1,916,584.00	1,965,427.00	2,139,834.20	3,583.30	3,583.30	2,136,418.50	6.33%	31
201603	1,916,584.00	1,965,427.00	3,195,281.00	11,305.60	10,892.31	3,213,172.31	6.60%	30
201604	1,916,584.00	1,965,427.00	4,261,708.00	17,963.62	34,876.32	4,296,584.32	6.83%	31
201605	0.00	0.00	4,261,708.00	23,468.70	38,345.43	4,328,853.43	6.91%	30
201607	0.00	0.00	4,261,708.00	25,443.21	83,788.64	4,345,496.64	7.28%	31
201608	0.00	0.00	4,261,708.00	25,203.32	108,994.16	4,376,702.16	7.19%	31
201609	0.00	0.00	4,261,708.00	24,317.34	133,311.32	4,399,899.32	7.18%	30
201610	0.00	0.00	4,261,708.00	24,865.70	158,217.02	4,414,921.02	7.09%	31
201611	0.00	0.00	4,261,708.00	23,718.00	182,015.02	4,443,723.02	7.01%	30
201612	0.00	0.00	4,261,708.00	24,287.35	206,302.37	4,468,810.37	6.92%	31
201701	0.00	0.00	4,261,708.00	24,533.43	230,677.60	4,492,385.60	6.94%	31
201702	0.00	0.00	4,261,708.00	21,508.43	255,174.23	4,513,886.23	6.78%	28
201703	0.00	0.00	4,261,708.00	23,367.66	279,523.29	4,537,233.29	6.85%	31
201704	0.00	0.00	4,261,708.00	22,214.70	297,740.00	4,559,448.00	6.33%	30
201705	0.00	0.00	4,261,708.00	21,723.71	319,468.79	4,581,171.79	6.17%	31
201706	0.00	0.00	4,261,708.00	28,326.20	339,791.99	4,641,495.99	5.95%	30
201707	0.00	0.00	4,261,708.00	18,819.90	359,711.89	4,671,419.89	5.65%	31
201708	0.00	0.00	4,261,708.00	18,698.89	379,438.78	4,641,138.78	5.85%	31
201709	0.00	0.00	4,261,708.00	18,861.50	398,242.74	4,660,000.74	5.32%	30
201710	0.00	0.00	4,261,708.00	19,283.39	417,276.12	4,674,284.12	5.46%	31
201711	0.00	0.00	4,261,708.00	18,294.71	435,872.83	4,697,580.83	5.31%	30
201712	0.00	0.00	4,261,708.00	18,664.32	454,337.17	4,716,045.17	5.28%	31
201801	0.00	0.00	4,261,708.00	18,422.54	472,499.71	4,734,603.71	5.21%	31
201802	0.00	0.00	4,261,708.00	16,159.27	489,158.98	4,750,865.98	5.07%	28
201803	0.00	0.00	4,261,708.00	17,738.91	506,889.89	4,764,597.89	5.01%	31
201804	0.00	0.00	4,261,708.00	16,799.16	523,679.04	4,785,387.04	4.95%	30
201805	0.00	0.00	4,261,708.00	16,656.49	540,333.34	4,802,043.34	4.7%	31
201806	0.00	0.00	4,261,708.00	15,782.13	556,817.69	4,817,825.69	4.6%	30
201807	0.00	0.00	4,261,708.00	16,263.07	572,322.70	4,834,000.70	4.57%	31
201808	0.00	0.00	4,261,708.00	16,064.08	588,348.82	4,850,048.82	4.53%	31
201809	0.00	0.00	4,261,708.00	15,546.30	603,933.63	4,865,643.63	4.51%	30
201810	0.00	0.00	4,261,708.00	15,718.34	619,651.97	4,881,361.97	4.47%	31
201811	0.00	0.00	4,261,708.00	15,176.68	634,830.54	4,896,538.64	4.42%	30
201812	0.00	0.00	4,261,708.00	16,180.82	650,951.46	4,912,639.46	4.54%	31
201901	0.00	0.00	4,261,708.00	16,170.82	667,001.78	4,928,809.78	4.56%	31
201902	0.00	0.00	4,261,708.00	14,636.13	681,735.95	4,943,443.95	4.57%	28
201903	0.00	0.00	4,261,708.00	16,135.57	697,871.32	4,959,319.32	4.57%	31
201904	0.00	0.00	4,261,708.00	13,380.43	713,431.96	4,973,159.96	4.54%	30
201905	0.00	0.00	4,261,708.00	13,961.70	729,413.78	4,991,121.74	4.5%	31
201906	0.00	0.00	4,261,708.00	13,513.13	744,956.91	5,008,634.91	4.52%	30

201907	0.00	0.00	4,261,708.00	13,837.47	761,764.37	5,023,472.37	4.47%	31
201908	0.00	0.00	4,261,708.00	13,718.34	756,302.71	5,018,010.71	4.40%	31
201909	0.00	0.00	4,261,708.00	13,376.61	761,833.32	5,023,541.32	4.40%	30
201910	0.00	0.00	4,261,708.00	13,648.76	697,336.89	5,059,044.89	4.41%	31
201911	0.00	0.00	4,261,708.00	13,210.34	672,746.42	5,034,454.42	4.40%	30
201912	0.00	0.00	4,261,708.00	14,051.30	638,791.32	5,000,499.32	4.32%	31
202001	0.00	0.00	4,261,708.00	16,100.82	654,872.54	5,016,580.54	4.34%	31
202002	0.00	0.00	4,261,708.00	14,809.19	669,572.72	5,031,280.72	4.40%	29
202003	0.00	0.00	4,261,708.00	13,961.79	655,634.50	5,017,342.50	4.3%	31
202004	0.00	0.00	4,261,708.00	13,611.08	667,249.54	5,028,957.54	4.33%	30
202005	0.00	0.00	4,261,708.00	13,231.02	616,478.56	5,078,186.56	4.29%	31
202006	0.00	0.00	4,261,708.00	12,948.37	628,621.05	5,090,329.05	4.36%	30
202007	0.00	0.00	4,261,708.00	11,908.27	641,316.22	5,003,024.22	4.34%	31
202008	0.00	0.00	4,261,708.00	9,471.74	671,307.89	5,213,015.89	2.79%	31
202009	0.00	0.00	4,261,708.00	8,261.10	699,398.01	5,271,199.01	2.39%	30
202010	0.00	0.00	4,261,708.00	7,209.24	666,869.34	5,228,577.34	2.80%	31
202011	0.00	0.00	4,261,708.00	6,864.35	673,573.72	5,235,341.72	1.86%	30
202012	0.00	0.00	4,261,708.00	6,924.72	660,598.44	5,242,306.44	1.81%	31
202101	0.00	0.00	4,261,708.00	6,651.34	663,412.60	5,249,120.60	1.81%	31
202102	0.00	0.00	4,261,708.00	3,869.47	664,376.43	5,255,085.43	1.81%	28
202103	0.00	0.00	4,261,708.00	6,355.23	666,673.76	5,261,381.76	1.77%	31
202104	0.00	0.00	4,261,708.00	6,113.38	606,761.29	5,268,469.29	1.50%	30
202105	0.00	0.00	4,261,708.00	6,533.26	601,324.87	5,274,032.87	1.42%	31
202106	0.00	0.00	4,261,708.00	3,633.34	601,956.87	5,269,664.87	1.81%	30
202107	0.00	0.00	4,261,708.00	6,938.06	603,774.87	5,287,482.87	1.95%	31
202108	0.00	0.00	4,261,708.00	7,136.07	602,912.94	5,294,650.94	1.99%	31
202109	0.00	0.00	4,261,708.00	7,113.94	600,076.00	5,301,784.00	2.05%	30
202110	0.00	0.00	4,261,708.00	7,554.34	604,981.72	5,309,689.72	2.22%	31
202111	0.00	0.00	4,261,708.00	8,171.20	604,152.90	5,313,860.90	2.69%	30
202112	0.00	0.00	4,261,708.00	11,226.60	607,673.60	5,332,381.60	3.8%	31
202201	0.00	0.00	4,261,708.00	12,366.61	604,930.24	5,344,638.24	1.48%	31
202202	0.00	0.00	4,261,708.00	12,617.26	606,653.82	5,354,361.82	1.31%	29
202203	0.00	0.00	4,261,708.00	17,242.44	614,448.24	5,376,156.24	4.97%	31
202204	0.00	0.00	4,261,708.00	20,199.41	614,807.67	5,396,515.67	3.97%	30
202205	0.00	0.00	4,261,708.00	21,695.66	619,903.34	5,421,211.34	3.64%	31
202206	0.00	0.00	4,261,708.00	26,127.00	614,631.24	5,447,338.24	3.75%	30
202207	0.00	0.00	4,261,708.00	32,188.30	613,660.06	5,474,448.06	8.95%	31
202208	0.00	0.00	4,261,708.00	36,223.97	624,664.00	5,516,172.00	10.57%	31
202209	0.00	0.00	4,261,708.00	36,680.68	626,144.00	5,552,852.00	10.99%	30
202210	0.00	0.00	4,261,708.00	39,916.17	636,984.23	5,592,694.23	11.6%	31
202211	0.00	0.00	4,261,708.00	41,885.16	637,914.23	5,634,623.23	12.67%	30
202212	0.00	0.00	4,261,708.00	45,623.23	648,763.61	5,690,471.61	13.67%	31
202301	0.00	0.00	4,261,708.00	47,481.64	648,145.23	5,727,853.23	13.81%	31
202302	0.00	0.00	4,261,708.00	44,180.20	656,323.54	5,772,011.54	14.34%	29
202303	0.00	0.00	4,261,708.00	45,499.24	655,794.74	5,817,502.74	13.31%	31
202304	0.00	0.00	4,261,708.00	41,350.90	667,381.75	5,849,032.75	12.33%	30
202305	0.00	0.00	4,261,708.00	43,672.08	668,418.83	5,962,120.83	12.37%	31
202306	0.00	0.00	4,261,708.00	43,686.02	663,366.83	5,945,074.83	11.62%	30
202307	0.00	0.00	4,261,708.00	46,336.90	674,426.83	5,991,534.83	11.30%	31
202308	0.00	0.00	4,261,708.00	46,158.10	676,681.13	6,028,439.13	13.71%	31
202309	0.00	0.00	4,261,708.00	43,244.51	688,649.84	6,081,557.84	12.67%	30
202310	0.00	0.00	4,261,708.00	44,738.59	684,609.26	6,126,317.26	13.69%	31
202311	0.00	0.00	4,261,708.00	47,273.21	686,681.47	6,188,589.47	12.56%	30
202312	0.00	0.00	4,261,708.00	43,267.50	686,146.33	6,251,853.33	12.89%	31
202401	0.00	0.00	4,261,708.00	39,975.61	699,824.99	6,251,801.99	11.87%	31
TOTALES	2,266,356.00	4,261,708.00		1,990,124.99				

SALDO TOTAL CAPITAL: 4,261,708.00
SALDO TOTAL INTERESES: 1,990,124.99
TOTAL LIQUIDACION CREDITO: 6,251,832.99



FONDO DE PREVISION SOCIAL DEL CONGRESO

ACTUALIZACION LIQUIDACION DE CREDITO Y COSTAS

MUNICIPIO DE TORO - VALLE DEL CAUCA

PROCESO No. 16-514

	PENSIONADO	CEDULA	CAPITAL	INTERESES	COSTAS	TOTAL
1	CHAVES HOYOS HECTOR FABIO	6.476.993	\$ 612.988,00	\$ 266.252,07	\$ 44.962,00	\$ 944.202,07
2	LOPEZ ARIAS FABIO	2.649.563	\$ 4.261.708,00	\$ 1.990.124,99	\$ 312.591,65	\$ 6.564.424,64
			\$ 4.874.696,00	\$ 2.276.377,06	\$ 357.553,65	\$ 7.508.626,71

ELABORO: ARCHONOLG
APROBO: RAUL RUIZ
28/02/2024

[Handwritten signature]

142



FONDO DE PREVISION SOCIAL DEL CONGRESO

ACTUALIZACION LIQUIDACION DE CREDITO Y COSTAS

PENSIONADO LOZANO OSORIO JORGE TADEO CEDULA DE CIUDADANIA 17,018,086

ENTIDAD DEPARTAMENTO DEL CHOCO

PROCESO No. 10-124

CONSOLIDADO DE LIQUIDACION DE CRÉDITO Y COSTAS

PENSIONADO	LOZANO OSORIO JORGE TADEO		
CEDULA DE CIUDADANIA	17,018,086		
TOTAL CAPITAL CUOTAS PARTES	CON CORTE A	30-09-09	\$ 325,782,218,00
INTERESES ANTES DE LEY 1066 DE 2006	CON CORTE A	28-07-06	\$ 0,00
INTERESES LEY 1066 DE 2006	CON CORTE A	31-01-24	\$ 284,426,582,48
COSTAS PROCESALES (8%)	PROCESO No.	10-124	\$ 48,816,704,04
TOTAL LIQUIDACIÓN DE CRÉDITO Y COSTAS			\$ 659,025,504,52

ELABORÓ: ABOGADO
APROBÓ: RAUL RUEDA
26/02/2024



Precedente: EDVAND OSORIO JORGE TAYED Número documento: 1701806 Tipo documento: CV
 Entidad: GOBERNACION DEL CHOCO NIT Entidad: 89168010 Concurrencia: 14.1%
 Tipo pensión: Vigor Resolución: 0948 Fecha resolución: 01.10.1991
 Efectividad: 01.12.1991 Mesada: 0.00 Estado:
 Tipo cotización: Cuasente Fecha defunción: 15.09.2013 Grupo pensión: E
 Observación:

Entidades:

NIT	Nombre Entidad	Concurrencia	Fecha inicio
89168010	GOBERNACION DEL CHOCO	14.1%	01.10.1991
89999734	FONDO DE PREVISION SOCIAL DEL CONGRESO DE LA REPUBLICA	85.9%	30.09.2009
			31.03.2014

Sustentador:

Tipo de Pensión	Número de Documento	Nombre Pensionado	Genero	Porcentaje Sustentación %	Fecha Afiliación	Fecha Causación	Fecha Inicio Pago	Tipo Pensión	Valor Mensa
CV	2130432	MILAN DE EDVAND MARIA LUCILA	Femenino	100.00	01.03.2013	15.09.2013	01.07.2021	Sobrevivencia	0.00

Periodo	Mesada	Valor Cuota Parte	Saldo Capital	Intereses	Saldo Interés	Total Saldo	DTP	Días
199700	2.767.462,27	390.212,00	390.212,00	0,00	0,00	390.212,00	0,00%	31
199701	729.546,86	102.866,00	493.078,00	0,00	0,00	493.078,00	0,00%	30
199702	729.546,86	102.866,00	595.944,00	0,00	0,00	595.944,00	0,00%	31
199703	729.546,86	102.866,00	698.810,00	0,00	0,00	698.810,00	0,00%	30
199704	729.546,86	102.866,00	801.676,00	0,00	0,00	801.676,00	0,00%	31
199705	729.546,86	102.866,00	904.542,00	0,00	0,00	904.542,00	0,00%	31
199706	729.546,86	102.866,00	1.007.408,00	0,00	0,00	1.007.408,00	0,00%	30
199707	729.546,86	102.866,00	1.110.274,00	0,00	0,00	1.110.274,00	0,00%	31
199708	1.459.093,72	203.732,00	1.316.008,00	0,00	0,00	1.316.008,00	0,00%	30
199709	729.546,86	102.866,00	1.418.872,00	0,00	0,00	1.418.872,00	0,00%	31
199710	729.546,86	102.866,00	1.521.738,00	0,00	0,00	1.521.738,00	0,00%	31
199711	1.094.827,68	134.376,00	1.676.109,00	0,00	0,00	1.676.109,00	0,00%	29
199712	912.185,27	128.618,00	1.804.726,00	0,00	0,00	1.804.726,00	0,00%	31
199713	912.185,27	128.618,00	1.933.344,00	0,00	0,00	1.933.344,00	0,00%	30
199714	912.185,27	128.618,00	2.061.962,00	0,00	0,00	2.061.962,00	0,00%	31
199715	912.185,27	128.618,00	2.190.580,00	0,00	0,00	2.190.580,00	0,00%	30
199716	912.185,27	128.618,00	2.319.198,00	0,00	0,00	2.319.198,00	0,00%	31
199717	912.185,27	128.618,00	2.447.816,00	0,00	0,00	2.447.816,00	0,00%	31
199718	912.185,27	128.618,00	2.576.434,00	0,00	0,00	2.576.434,00	0,00%	30
199719	912.185,27	128.618,00	2.705.052,00	0,00	0,00	2.705.052,00	0,00%	31
199720	273.664,26	38.387,00	2.743.722,00	0,00	0,00	2.743.722,00	0,00%	30
199721	3.632.419,59	796.991,00	3.340.713,00	0,00	0,00	3.340.713,00	0,00%	31
199722	4.133.916,77	983.164,00	4.123.877,00	0,00	0,00	4.123.877,00	0,00%	30
199723	5.312.662,49	749.685,00	4.872.962,00	0,00	0,00	4.872.962,00	0,00%	31
199724	11.410.769,35	1.890.831,00	6.763.833,00	0,00	0,00	6.763.833,00	0,00%	30
199725	5.312.662,49	749.685,00	7.512.898,00	0,00	0,00	7.512.898,00	0,00%	31
199726	6.346.506,61	894.857,00	8.407.755,00	0,00	0,00	8.407.755,00	0,00%	31
199727	6.346.506,61	894.857,00	9.302.612,00	0,00	0,00	9.302.612,00	0,00%	29
199728	6.346.506,61	894.857,00	10.197.469,00	0,00	0,00	10.197.469,00	0,00%	31
199729	6.346.506,61	894.857,00	11.092.326,00	0,00	0,00	11.092.326,00	0,00%	30
199730	6.346.506,61	894.857,00	11.987.183,00	0,00	0,00	11.987.183,00	0,00%	31
199731	9.113.032,35	1.284.936,00	13.272.121,00	0,00	0,00	13.272.121,00	0,00%	30
199732	6.346.506,61	894.857,00	14.166.978,00	0,00	0,00	14.166.978,00	0,00%	31
199733	6.346.506,61	894.857,00	15.061.835,00	0,00	0,00	15.061.835,00	0,00%	31
199734	6.346.506,61	894.857,00	15.956.692,00	0,00	0,00	15.956.692,00	0,00%	30
199735	6.346.506,61	894.857,00	16.851.549,00	0,00	0,00	16.851.549,00	0,00%	31
199736	12.693.013,22	1.796.785,00	18.648.264,00	0,00	0,00	18.648.264,00	0,00%	30
199737	6.346.506,61	894.857,00	19.543.121,00	0,00	0,00	19.543.121,00	0,00%	31
199738	7.689.542,30	1.082.956,00	20.625.077,00	0,00	0,00	20.625.077,00	0,00%	31
199739	7.689.542,30	1.082.956,00	21.707.033,00	0,00	0,00	21.707.033,00	0,00%	29
199740	7.689.542,30	1.082.956,00	22.788.989,00	0,00	0,00	22.788.989,00	0,00%	31
199741	7.689.542,30	1.082.956,00	23.870.945,00	0,00	0,00	23.870.945,00	0,00%	30
199742	7.689.542,30	1.082.956,00	24.952.901,00	0,00	0,00	24.952.901,00	0,00%	31
199743	10.269.617,30	1.466.747,00	26.419.648,00	0,00	0,00	26.419.648,00	0,00%	30
199744	7.689.542,30	1.082.956,00	27.501.604,00	0,00	0,00	27.501.604,00	0,00%	31
199745	7.689.542,30	1.082.956,00	28.583.560,00	0,00	0,00	28.583.560,00	0,00%	31
199746	9.101.442,63	1.283.767,00	29.867.327,00	0,00	0,00	29.867.327,00	0,00%	30
199747	9.101.442,63	1.283.767,00	31.151.094,00	0,00	0,00	31.151.094,00	0,00%	31

199006	9,191,442.63	1,283,303.00	32,413,499.00	0.00	0.00	32,413,499.00	0.00%	30
199007	12,158,887.63	1,714,395.00	34,127,862.00	0.00	0.00	34,127,862.00	0.00%	31
199008	9,191,442.63	1,283,303.00	35,411,165.00	0.00	0.00	35,411,165.00	0.00%	31
199009	9,191,442.63	1,283,303.00	36,694,468.00	0.00	0.00	36,694,468.00	0.00%	31
199010	9,191,442.63	1,283,303.00	37,977,771.00	0.00	0.00	37,977,771.00	0.00%	31
199011	9,191,442.63	1,283,303.00	39,261,074.00	0.00	0.00	39,261,074.00	0.00%	31
199012	20,464,105.16	2,885,439.00	42,146,313.00	0.00	0.00	42,146,313.00	0.00%	31
199001	9,191,442.63	1,283,303.00	43,429,616.00	0.00	0.00	43,429,616.00	0.00%	31
199002	09,358,647.31	1,488,769.00	44,918,585.00	0.00	0.00	44,918,585.00	0.00%	29
199003	12,093,893.99	1,644,255.00	46,612,820.00	0.00	0.00	46,612,820.00	0.00%	31
199004	09,358,647.31	1,488,769.00	48,101,589.00	0.00	0.00	48,101,589.00	0.00%	31
199005	09,358,647.31	1,488,769.00	49,590,358.00	0.00	0.00	49,590,358.00	0.00%	31
199006	09,358,647.31	1,488,769.00	51,079,127.00	0.00	0.00	51,079,127.00	0.00%	31
199007	04,129,547.31	1,488,887.00	53,068,009.00	0.00	0.00	53,068,009.00	0.00%	31
199008	09,358,647.31	1,488,769.00	54,556,778.00	0.00	0.00	54,556,778.00	0.00%	31
199009	09,358,647.31	1,488,769.00	56,045,547.00	0.00	0.00	56,045,547.00	0.00%	31
199010	09,358,647.31	1,488,769.00	57,534,316.00	0.00	0.00	57,534,316.00	0.00%	31
199011	09,358,647.31	1,488,769.00	59,023,085.00	0.00	0.00	59,023,085.00	0.00%	31
199012	21,117,294.62	2,477,574.00	62,009,624.00	0.00	0.00	62,009,624.00	0.00%	31
200001	09,358,647.31	1,488,769.00	63,498,393.00	0.00	0.00	63,498,393.00	0.00%	31
200002	12,679,376.77	1,786,523.00	65,274,916.00	0.00	0.00	65,274,916.00	0.00%	29
200003	11,614,512.04	1,637,646.00	66,913,562.00	0.00	0.00	66,913,562.00	0.00%	31
200004	11,614,512.04	1,637,646.00	68,552,208.00	0.00	0.00	68,552,208.00	0.00%	31
200005	11,614,512.04	1,637,646.00	70,190,854.00	0.00	0.00	70,190,854.00	0.00%	31
200006	15,518,012.04	2,167,354.00	72,378,612.00	0.00	0.00	72,378,612.00	0.00%	31
200007	11,614,512.04	1,637,646.00	74,016,368.00	0.00	0.00	74,016,368.00	0.00%	31
200008	11,614,512.04	1,637,646.00	75,654,124.00	0.00	0.00	75,654,124.00	0.00%	31
200009	11,614,512.04	1,637,646.00	77,291,880.00	0.00	0.00	77,291,880.00	0.00%	31
200010	11,614,512.04	1,637,646.00	78,929,636.00	0.00	0.00	78,929,636.00	0.00%	31
200011	11,614,512.04	1,637,646.00	80,567,392.00	0.00	0.00	80,567,392.00	0.00%	31
200012	22,229,024.08	3,275,292.00	83,848,134.00	0.00	0.00	83,848,134.00	0.00%	31
200001	11,614,512.04	1,637,646.00	85,487,780.00	0.00	0.00	85,487,780.00	0.00%	31
200002	13,925,799.04	1,961,518.00	87,441,318.00	0.00	0.00	87,441,318.00	0.00%	28
200003	12,770,155.99	1,800,592.00	89,241,910.00	0.00	0.00	89,241,910.00	0.00%	31
200004	12,770,155.99	1,800,592.00	91,042,502.00	0.00	0.00	91,042,502.00	0.00%	31
200005	12,770,155.99	1,800,592.00	92,843,094.00	0.00	0.00	92,843,094.00	0.00%	31
200006	17,060,155.99	2,405,692.00	95,248,576.00	0.00	0.00	95,248,576.00	0.00%	31
200007	12,770,155.99	1,800,592.00	97,049,168.00	0.00	0.00	97,049,168.00	0.00%	31
200008	12,770,155.99	1,800,592.00	98,849,760.00	0.00	0.00	98,849,760.00	0.00%	31
200009	12,770,155.99	1,800,592.00	100,650,352.00	0.00	0.00	100,650,352.00	0.00%	31
200010	12,770,155.99	1,800,592.00	102,450,944.00	0.00	0.00	102,450,944.00	0.00%	31
200011	25,540,311.98	3,601,184.00	106,052,128.00	0.00	0.00	106,052,128.00	0.00%	31
200012	12,770,155.99	1,800,592.00	107,852,720.00	0.00	0.00	107,852,720.00	0.00%	31
200101	12,770,155.99	1,800,592.00	109,653,312.00	0.00	0.00	109,653,312.00	0.00%	31
200102	12,770,155.99	1,800,592.00	111,453,904.00	0.00	0.00	111,453,904.00	0.00%	28
200103	12,770,155.99	1,800,592.00	113,254,496.00	0.00	0.00	113,254,496.00	0.00%	31
200104	16,876,899.15	2,379,886.00	115,634,382.00	0.00	0.00	115,634,382.00	0.00%	31
200105	13,797,131.93	1,945,396.00	117,579,698.00	0.00	0.00	117,579,698.00	0.00%	31
200106	16,432,131.93	2,546,931.00	120,178,629.00	0.00	0.00	120,178,629.00	0.00%	31
200107	13,797,131.93	1,945,396.00	122,824,025.00	0.00	0.00	122,824,025.00	0.00%	31
200108	13,797,131.93	1,945,396.00	124,469,421.00	0.00	0.00	124,469,421.00	0.00%	31
200109	13,797,131.93	1,945,396.00	126,114,817.00	0.00	0.00	126,114,817.00	0.00%	31
200110	13,797,131.93	1,945,396.00	127,760,213.00	0.00	0.00	127,760,213.00	0.00%	31
200111	13,797,131.93	1,945,396.00	129,405,609.00	0.00	0.00	129,405,609.00	0.00%	31
200112	27,594,262.86	3,890,791.00	133,796,400.00	0.00	0.00	133,796,400.00	0.00%	31
200201	13,797,131.93	1,945,396.00	135,741,796.00	0.00	0.00	135,741,796.00	0.00%	31
200202	05,830,143.17	2,234,876.00	137,976,672.00	0.00	0.00	137,976,672.00	0.00%	28
200203	14,823,638.55	2,090,133.00	140,066,794.00	0.00	0.00	140,066,794.00	0.00%	31
200204	14,823,638.55	2,090,133.00	142,156,927.00	0.00	0.00	142,156,927.00	0.00%	31
200205	14,823,638.55	2,090,133.00	144,247,060.00	0.00	0.00	144,247,060.00	0.00%	31
200206	19,809,638.55	2,792,343.00	147,039,378.00	0.00	0.00	147,039,378.00	0.00%	31
200207	14,823,638.55	2,090,133.00	149,129,511.00	0.00	0.00	149,129,511.00	0.00%	31
200208	14,823,638.55	2,090,133.00	151,219,644.00	0.00	0.00	151,219,644.00	0.00%	31
200209	14,823,638.55	2,090,133.00	153,309,777.00	0.00	0.00	153,309,777.00	0.00%	31
200210	14,823,638.55	2,090,133.00	155,399,910.00	0.00	0.00	155,399,910.00	0.00%	31
200211	14,823,638.55	2,090,133.00	157,490,043.00	0.00	0.00	157,490,043.00	0.00%	31
200212	29,647,277.10	4,180,266.00	161,670,309.00	0.00	0.00	161,670,309.00	0.00%	31
200301	14,823,638.55	2,090,133.00	163,760,442.00	0.00	0.00	163,760,442.00	0.00%	31
200302	17,143,020.35	2,417,448.00	166,177,890.00	0.00	0.00	166,177,890.00	0.00%	29
200303	15,984,329.45	2,233,790.00	168,431,680.00	0.00	0.00	168,431,680.00	0.00%	31
200304	15,984,329.45	2,233,790.00	170,685,470.00	0.00	0.00	170,685,470.00	0.00%	31

200406	15,964,329.45	2,253,790.00	172,039,290.00	0.00	0.00	172,039,290.00	0.00%	31
200406	21,354,329.00	3,010,960.00	175,950,370.00	0.00	0.00	175,950,370.00	0.00%	30
200407	15,964,329.00	2,253,790.00	178,204,010.00	0.00	0.00	178,204,010.00	0.00%	31
200408	15,964,329.00	2,253,790.00	180,457,660.00	0.00	0.00	180,457,660.00	0.00%	31
200409	15,964,329.00	2,253,790.00	182,711,300.00	0.00	0.00	182,711,300.00	0.00%	30
200410	15,964,329.00	2,253,790.00	184,965,350.00	0.00	0.00	184,965,350.00	0.00%	31
200411	15,964,329.00	2,253,790.00	187,219,170.00	0.00	0.00	187,219,170.00	0.00%	30
200412	31,968,658.00	4,507,581.00	191,726,751.00	0.00	0.00	191,726,751.00	0.00%	31
200501	17,033,540.00	2,401,735.00	194,128,496.00	0.00	0.00	194,128,496.00	0.00%	31
200502	17,033,540.00	2,401,735.00	196,530,215.00	0.00	0.00	196,530,215.00	0.00%	29
200503	17,033,540.00	2,401,735.00	198,931,940.00	0.00	0.00	198,931,940.00	0.00%	31
200504	17,033,540.00	2,401,735.00	201,333,671.00	0.00	0.00	201,333,671.00	0.00%	30
200505	14,819,490.00	2,089,545.00	203,423,321.00	0.00	0.00	203,423,321.00	0.00%	31
200506	17,646,938.00	2,438,184.00	205,911,405.00	0.00	0.00	205,911,405.00	0.00%	30
200507	11,924,194.00	1,691,311.00	207,592,716.00	0.00	0.00	207,592,716.00	0.00%	31
200508	11,924,194.00	1,691,311.00	209,274,027.00	0.00	0.00	209,274,027.00	0.00%	31
200509	11,924,194.00	1,691,311.00	210,955,338.00	0.00	0.00	210,955,338.00	0.00%	30
200510	11,924,194.00	1,691,311.00	212,636,649.00	0.00	0.00	212,636,649.00	0.00%	31
200511	11,924,194.00	1,691,311.00	214,317,960.00	0.00	0.00	214,317,960.00	0.00%	30
200512	16,927,206.00	2,438,184.00	223,756,106.00	0.00	0.00	223,756,106.00	0.00%	31
200601	18,215,668.00	2,568,409.00	226,324,515.00	0.00	0.00	226,324,515.00	0.00%	31
200602	18,215,668.00	2,568,409.00	228,892,924.00	0.00	0.00	228,892,924.00	0.00%	29
200603	18,215,668.00	2,568,409.00	231,461,333.00	0.00	0.00	231,461,333.00	0.00%	31
200604	18,215,668.00	2,568,409.00	234,029,742.00	0.00	0.00	234,029,742.00	0.00%	30
200605	18,215,668.00	2,568,409.00	236,598,151.00	0.00	0.00	236,598,151.00	0.00%	31
200606	18,215,668.00	2,568,409.00	239,166,560.00	0.00	0.00	239,166,560.00	0.00%	30
200607	12,751,733.00	1,797,994.00	241,957,039.00	1,285,026.62	1,285,026.62	243,242,065.62	6.31%	31
200608	12,751,733.00	1,797,994.00	244,855,633.00	1,267,611.95	2,552,638.57	246,408,271.57	6.37%	31
200609	12,751,733.00	1,797,994.00	247,853,617.00	1,245,990.38	3,797,628.95	249,650,245.95	6.42%	30
200610	12,751,733.00	1,797,994.00	246,491,648.00	1,296,238.65	5,094,167.60	251,585,815.60	6.42%	31
200611	12,751,733.00	1,797,994.00	249,249,635.00	1,315,314.73	6,407,481.34	253,657,116.34	6.60%	30
200612	15,503,466.00	3,595,993.00	251,345,421.00	1,341,825.34	7,748,306.67	259,093,727.67	6.75%	31
200701	13,554,965.00	1,911,250.00	253,756,274.00	1,413,116.00	9,201,423.07	262,957,697.07	6.81%	31
200702	13,554,965.00	1,911,250.00	255,667,524.00	1,283,871.65	10,485,294.72	266,152,816.72	6.9%	29
200703	13,554,965.00	1,911,250.00	257,578,774.00	1,579,275.67	12,064,570.39	269,643,346.39	7.52%	31
200704	13,554,965.00	1,911,250.00	259,490,024.00	1,525,727.75	13,590,298.15	273,080,326.15	7.45%	30
200705	13,554,965.00	1,911,250.00	261,401,274.00	1,621,441.37	15,211,739.52	276,612,015.52	7.61%	31
200706	20,060,465.00	2,828,526.00	264,229,800.00	1,662,799.27	16,874,677.54	281,104,477.54	8.02%	30
200707	13,554,965.00	1,911,250.00	266,141,050.00	1,793,342.55	18,668,020.14	284,809,070.14	8.29%	31
200708	13,554,965.00	1,911,250.00	268,052,300.00	1,858,796.16	20,526,816.24	288,579,116.24	8.54%	31
200709	13,554,965.00	1,911,250.00	269,963,550.00	1,882,960.64	22,409,776.87	292,373,326.87	8.89%	30
200710	13,554,965.00	1,911,250.00	271,874,800.00	1,896,127.12	24,305,904.05	296,180,230.05	8.99%	31
200711	27,109,930.00	3,822,500.00	273,697,300.00	1,844,365.93	26,176,269.98	301,867,569.98	8.47%	30
200712	13,554,965.00	1,911,250.00	275,608,550.00	2,020,946.39	28,191,156.37	303,799,706.37	8.96%	31
200801	14,423,838.00	2,033,761.00	279,642,310.00	2,065,449.23	30,256,605.60	309,898,910.60	9.12%	31
200802	14,423,838.00	2,033,761.00	281,576,070.00	1,982,721.30	32,279,376.90	313,915,446.90	9.3%	29
200803	14,423,838.00	2,033,761.00	283,509,830.00	2,099,315.34	34,438,692.23	318,148,528.23	9.59%	31
200804	14,423,838.00	2,033,761.00	285,443,590.00	2,186,301.85	36,624,996.48	322,368,588.48	9.79%	30
200805	14,423,838.00	2,033,761.00	287,377,350.00	2,231,074.79	38,856,056.23	326,633,426.23	9.99%	31
200806	21,346,338.00	3,089,834.00	290,797,199.00	2,208,661.36	41,065,030.64	331,822,229.64	9.75%	30
200807	14,423,838.00	2,033,761.00	292,826,959.00	2,274,996.93	43,340,027.57	336,166,977.57	9.61%	31
200808	14,423,838.00	2,033,761.00	294,854,719.00	2,370,824.84	45,710,852.41	340,565,624.41	9.96%	31
200809	14,423,838.00	2,033,761.00	296,889,479.00	2,301,086.49	48,011,936.90	344,966,416.90	9.92%	30
200810	14,423,838.00	2,033,761.00	298,922,239.00	2,417,624.13	50,459,963.02	349,379,202.02	10.02%	31
200811	14,423,838.00	2,033,761.00	300,955,999.00	2,380,092.92	52,909,655.94	353,765,649.94	10.15%	30
200912	28,847,676.00	4,067,522.00	309,023,336.00	2,474,158.84	55,363,814.78	364,387,150.78	10.12%	31
200901	15,538,146.00	2,199,751.00	307,213,267.00	2,403,425.27	57,699,240.05	364,902,507.05	9.69%	31
200902	15,538,146.00	2,199,751.00	309,403,808.00	2,033,319.66	59,722,559.71	369,125,369.71	8.90%	29
200903	15,538,146.00	2,199,751.00	311,592,799.00	2,070,605.74	61,793,163.45	373,385,962.45	8.17%	31
200904	15,538,146.00	2,199,751.00	313,782,529.00	1,766,459.92	63,556,603.37	377,342,132.37	7.12%	30
200905	15,538,146.00	2,199,751.00	315,972,270.00	1,607,195.85	65,166,799.22	381,139,078.22	6.2%	31
200906	22,952,616.00	3,240,694.00	318,212,995.00	1,398,466.25	66,568,265.47	385,778,260.47	5.52%	30
200907	15,538,146.00	2,199,751.00	321,402,716.00	1,364,367.80	67,929,629.27	389,322,345.27	5.15%	31
200908	15,538,146.00	2,199,751.00	323,592,467.00	1,355,467.82	69,285,097.08	392,877,564.08	5.00%	31
200909	15,538,146.00	2,199,751.00	325,782,218.00	1,272,259.19	70,557,356.27	396,339,572.27	4.89%	30
200910	0.00	0.00	325,782,218.00	1,196,254.52	71,753,610.79	397,535,826.79	4.61%	31
200911	0.00	0.00	325,782,218.00	1,153,019.32	72,908,630.11	398,689,456.11	4.4%	30
200912	0.00	0.00	325,782,218.00	1,119,021.13	74,027,651.24	399,808,872.24	4.12%	31
200901	0.00	0.00	325,782,218.00	1,097,687.28	75,128,336.52	400,927,208.52	4.04%	31
200902	0.00	0.00	325,782,218.00	981,656.36	76,168,993.28	401,949,211.28	4%	29
200903	0.00	0.00	325,782,218.00	1,064,316.46	77,173,309.73	402,972,527.73	3.93%	31

145

20009	0.00	0.00	325,782,208.00	1,031,211.68	78,206,521.42	460,989,739.12	3.92%	30
20010	0.00	0.00	325,782,208.00	908,099.32	78,194,601.73	460,970,828.73	3.61%	31
200106	0.00	0.00	325,782,208.00	912,824.51	90,127,426.24	495,929,144.24	3.54%	30
200107	0.00	0.00	325,782,208.00	938,607.14	81,096,033.38	496,986,251.38	3.57%	31
200108	0.00	0.00	325,782,208.00	951,245.30	82,039,276.65	497,821,496.65	3.5%	31
200109	0.00	0.00	325,782,208.00	914,664.47	82,953,983.09	498,736,348.09	3.47%	30
200110	0.00	0.00	325,782,208.00	939,816.55	83,893,779.64	499,679,997.64	3.45%	31
200111	0.00	0.00	325,782,208.00	906,879.07	84,800,657.71	500,582,875.71	3.44%	30
200112	0.00	0.00	325,782,208.00	951,245.30	85,753,901.01	501,536,328.01	3.5%	31
200101	0.00	0.00	325,782,208.00	947,892.51	86,701,795.52	502,484,003.52	3.48%	31
200102	0.00	0.00	325,782,208.00	851,189.67	87,552,973.19	503,335,183.19	3.46%	28
200103	0.00	0.00	325,782,208.00	977,366.11	88,530,341.70	504,262,559.10	3.59%	31
200104	0.00	0.00	325,782,208.00	904,648.47	89,514,989.76	505,297,207.76	3.74%	30
200105	0.00	0.00	325,782,208.00	1,034,938.50	90,509,948.26	506,332,316.26	3.88%	31
200106	0.00	0.00	325,782,208.00	1,077,703.45	91,647,649.19	507,424,875.19	4.1%	30
200107	0.00	0.00	325,782,208.00	1,143,012.53	92,799,661.73	508,572,878.73	4.21%	31
200108	0.00	0.00	325,782,208.00	1,217,325.18	94,000,186.91	509,799,404.91	4.49%	31
200109	0.00	0.00	325,782,208.00	1,209,020.95	93,217,207.66	509,999,425.66	4.61%	30
200110	0.00	0.00	325,782,208.00	1,278,593.44	96,499,603.30	512,276,021.30	4.72%	31
200111	0.00	0.00	325,782,208.00	1,329,522.12	97,825,325.43	513,601,545.43	5.08%	30
200112	0.00	0.00	325,782,208.00	1,364,512.84	99,209,878.26	514,992,056.26	5.12%	31
200201	0.00	0.00	325,782,208.00	1,387,136.05	100,596,994.51	516,379,232.10	5.12%	31
200202	0.00	0.00	325,782,208.00	1,332,076.44	101,929,070.79	517,711,328.79	5.27%	29
200203	0.00	0.00	325,782,208.00	1,447,806.39	103,376,937.17	519,159,375.17	5.36%	31
200204	0.00	0.00	325,782,208.00	1,429,137.49	104,806,094.67	520,593,322.67	5.47%	30
200205	0.00	0.00	325,782,208.00	1,471,617.41	106,277,712.06	522,069,870.06	5.45%	31
200206	0.00	0.00	325,782,208.00	1,424,037.24	107,701,749.33	523,483,907.33	5.45%	30
200207	0.00	0.00	325,782,208.00	1,468,901.55	109,170,736.88	524,952,548.88	5.48%	31
200208	0.00	0.00	325,782,208.00	1,461,072.58	110,611,803.46	526,414,021.46	5.41%	31
200209	0.00	0.00	325,782,208.00	1,500,863.96	112,022,607.42	527,894,893.42	5.32%	30
200210	0.00	0.00	325,782,208.00	1,463,709.13	113,486,376.55	529,368,549.55	5.42%	31
200211	0.00	0.00	325,782,208.00	1,368,310.61	114,874,697.14	530,856,905.14	5.31%	30
200212	0.00	0.00	325,782,208.00	1,410,934.56	116,289,621.72	532,367,838.72	5.22%	31
200301	0.00	0.00	325,782,208.00	1,384,512.84	117,670,134.56	533,852,322.56	5.12%	31
200302	0.00	0.00	325,782,208.00	1,178,542.35	119,040,716.91	535,330,433.91	4.82%	29
200303	0.00	0.00	325,782,208.00	1,238,780.45	120,497,497.36	536,808,318.36	4.57%	31
200304	0.00	0.00	325,782,208.00	1,106,074.73	121,943,572.59	538,299,789.59	4.21%	30
200305	0.00	0.00	325,782,208.00	1,081,698.54	123,375,240.13	540,057,439.13	3.98%	31
200306	0.00	0.00	325,782,208.00	1,036,380.80	123,311,621.03	541,993,839.03	3.94%	30
200307	0.00	0.00	325,782,208.00	1,081,648.54	124,363,266.47	543,752,596.47	3.96%	31
200308	0.00	0.00	325,782,208.00	1,103,687.88	125,498,977.95	545,281,395.95	4.07%	31
200309	0.00	0.00	325,782,208.00	1,069,937.85	126,568,935.80	546,791,893.80	4.07%	30
200310	0.00	0.00	325,782,208.00	1,547,938.19	128,116,893.99	548,369,318.99	5.24%	31
200312	0.00	0.00	325,782,208.00	1,572,495.99	129,699,889.96	549,922,197.96	6.25%	29
200403	0.00	0.00	325,782,208.00	1,707,913.70	131,367,803.68	551,802,021.68	6.35%	31
200404	0.00	0.00	325,782,208.00	1,728,492.19	133,126,295.87	553,904,513.87	6.63%	30
200405	0.00	0.00	325,782,208.00	1,833,191.18	134,659,497.05	556,341,365.05	6.83%	31
200406	0.00	0.00	325,782,208.00	1,794,042.83	136,373,129.88	558,235,347.88	6.91%	30
200407	0.00	0.00	325,782,208.00	1,944,982.30	138,099,212.18	560,490,759.18	7.26%	31
200408	0.00	0.00	325,782,208.00	1,929,811.72	140,622,323.60	562,497,541.90	7.19%	30
200409	0.00	0.00	325,782,208.00	1,861,959.95	142,497,283.85	564,209,561.85	7.18%	31
200410	0.00	0.00	325,782,208.00	1,900,834.91	144,399,116.77	566,170,336.77	7.09%	30
200411	0.00	0.00	325,782,208.00	1,819,215.65	146,267,134.42	567,989,552.42	7.01%	30
200412	0.00	0.00	325,782,208.00	1,856,623.35	148,363,997.77	570,466,175.77	6.92%	30
200701	0.00	0.00	325,782,208.00	1,861,828.05	149,925,783.82	572,508,003.82	6.94%	30
200702	0.00	0.00	325,782,208.00	1,643,379.68	151,516,365.50	574,351,583.50	6.79%	28
200703	0.00	0.00	325,782,208.00	1,786,272.60	153,355,635.10	576,137,826.10	6.65%	31
200704	0.00	0.00	325,782,208.00	1,698,188.58	155,053,826.68	578,016,044.68	6.53%	30
200705	0.00	0.00	325,782,208.00	1,665,801.24	156,714,627.89	580,090,885.89	6.17%	31
200706	0.00	0.00	325,782,208.00	1,553,817.13	158,268,445.04	582,020,663.04	5.96%	30
200707	0.00	0.00	325,782,208.00	1,524,286.73	159,762,731.79	583,974,969.79	5.63%	31
200708	0.00	0.00	325,782,208.00	1,305,862.87	161,298,564.66	585,080,812.66	5.35%	31
200709	0.00	0.00	325,782,208.00	1,440,884.24	162,740,478.90	586,523,696.00	5.52%	30
200710	0.00	0.00	325,782,208.00	1,474,233.60	164,214,731.63	588,996,949.63	5.46%	31
200711	0.00	0.00	325,782,208.00	1,398,522.67	165,613,254.62	591,295,472.62	5.35%	30
200712	0.00	0.00	325,782,208.00	1,426,776.56	167,040,031.14	592,822,209.18	5.28%	31
200801	0.00	0.00	325,782,208.00	1,406,293.42	168,444,324.60	594,230,542.60	5.28%	31
200802	0.00	0.00	325,782,208.00	1,238,137.73	169,816,667.33	595,468,000.33	5.07%	28
200803	0.00	0.00	325,782,208.00	1,358,422.37	171,042,084.72	596,824,362.72	5.04%	31
200804	0.00	0.00	325,782,208.00	1,283,431.36	172,325,516.07	598,107,714.07	4.9%	30
200805	0.00	0.00	325,782,208.00	1,273,249.86	173,588,305.87	599,391,021.87	4.7%	31

201306	0.00	0.00	325.782.218,00	1.206.451,71	174.895.257,58	590.587.473,58	4,6%	30
201307	0.00	0.00	325.782.218,00	1.216.780,95	176.844.805,51	591.826.256,55	4,57%	30
201308	0.00	0.00	325.782.218,00	1.226.154,03	177.372.193,46	593.054.411,46	4,53%	30
201309	0.00	0.00	325.782.218,00	1.188.466,65	178.488.654,10	594.242.872,00	4,53%	30
201310	0.00	0.00	325.782.218,00	1.201.573,56	179.667.227,68	595.444.445,65	4,63%	30
201311	0.00	0.00	325.782.218,00	1.160.166,63	180.822.394,31	596.694.612,31	4,42%	30
201312	0.00	0.00	325.782.218,00	1.210.811,78	182.053.266,89	597.933.424,89	4,54%	30
201401	0.00	0.00	325.782.218,00	1.216.124,79	183.299.338,99	599.071.548,99	4,56%	30
201402	0.00	0.00	325.782.218,00	1.118.695,23	184.408.606,11	510.190.244,11	4,57%	28
201403	0.00	0.00	325.782.218,00	1.233.468,40	185.641.494,32	511.423.712,32	4,59%	30
201404	0.00	0.00	325.782.218,00	1.191.031,47	186.832.525,99	512.614.743,99	4,54%	30
201405	0.00	0.00	325.782.218,00	1.220.192,97	188.052.788,96	513.834.826,96	4,5%	30
201406	0.00	0.00	325.782.218,00	1.145.889,59	189.234.598,55	515.020.816,55	4,52%	30
201407	0.00	0.00	325.782.218,00	1.212.268,91	190.458.687,46	516.253.025,46	4,47%	30
201408	0.00	0.00	325.782.218,00	1.201.573,59	191.652.181,84	517.434.599,83	4,43%	30
201409	0.00	0.00	325.782.218,00	1.175.601,12	192.827.994,16	518.616.262,16	4,48%	30
201410	0.00	0.00	325.782.218,00	1.196.234,32	194.024.238,68	519.806.436,68	4,41%	30
201411	0.00	0.00	325.782.218,00	1.162.739,94	195.186.978,62	520.989.198,62	4,43%	30
201412	0.00	0.00	325.782.218,00	1.225.407,84	196.417.476,46	522.194.694,46	4,57%	30
201501	0.00	0.00	325.782.218,00	1.236.811,78	197.613.288,24	523.425.596,24	4,54%	30
201502	0.00	0.00	325.782.218,00	1.131.165,56	198.774.673,80	524.556.891,80	4,40%	29
201503	0.00	0.00	325.782.218,00	1.220.182,97	199.994.826,76	525.777.074,76	4,3%	30
201504	0.00	0.00	325.782.218,00	1.193.602,09	200.186.458,84	526.970.676,84	4,55%	30
201505	0.00	0.00	325.782.218,00	1.164.320,54	202.352.779,38	528.134.997,38	4,29%	30
201506	0.00	0.00	325.782.218,00	969.825,82	203.342.605,19	529.124.823,19	3,76%	30
201507	0.00	0.00	325.782.218,00	918.316,42	204.252.923,62	530.023.139,62	3,54%	30
201508	0.00	0.00	325.782.218,00	762.283,68	205.015.204,70	530.797.422,70	2,79%	30
201509	0.00	0.00	325.782.218,00	633.081,69	205.646.246,34	531.430.464,34	2,39%	30
201510	0.00	0.00	325.782.218,00	536.530,65	206.204.776,99	531.988.994,99	2,03%	30
201511	0.00	0.00	325.782.218,00	526.154,61	206.724.931,60	532.507.149,60	1,96%	30
201512	0.00	0.00	325.782.218,00	379.153,63	207.254.195,23	533.036.503,23	1,91%	30
201601	0.00	0.00	325.782.218,00	523.915,30	207.776.200,51	533.560.418,51	1,91%	30
201602	0.00	0.00	325.782.218,00	448.666,05	208.276.805,35	534.089.026,35	1,81%	28
201603	0.00	0.00	325.782.218,00	483.819,61	208.712.620,19	534.644.840,19	1,77%	30
201604	0.00	0.00	325.782.218,00	467.588,06	209.180.128,23	535.162.346,23	1,70%	30
201605	0.00	0.00	325.782.218,00	499.436,71	209.674.335,96	535.661.736,96	1,82%	30
201606	0.00	0.00	325.782.218,00	506.999,87	210.186.338,83	536.166.736,83	1,91%	30
201607	0.00	0.00	325.782.218,00	521.193,77	210.707.724,60	536.699.972,60	1,9%	28
201608	0.00	0.00	325.782.218,00	545.662,77	211.253.417,36	537.235.835,36	1,99%	30
201609	0.00	0.00	325.782.218,00	543.818,24	211.797.233,60	537.779.453,60	2,03%	30
201610	0.00	0.00	325.782.218,00	608.099,90	212.403.335,51	538.187.553,51	2,32%	30
201611	0.00	0.00	325.782.218,00	791.088,02	213.116.423,52	538.688.641,52	2,65%	30
201612	0.00	0.00	325.782.218,00	1.032.571,52	214.134.997,04	539.122.215,04	3,2%	30
201701	0.00	0.00	325.782.218,00	945.286,76	215.085.193,80	540.637.415,80	3,47%	30
201702	0.00	0.00	325.782.218,00	1.036.272,22	216.111.470,02	541.923.688,02	4,31%	28
201703	0.00	0.00	325.782.218,00	1.244.837,16	217.086.307,12	543.266.525,12	4,97%	30
201704	0.00	0.00	325.782.218,00	1.536.336,12	218.042.663,25	544.824.881,25	5,91%	30
201705	0.00	0.00	325.782.218,00	1.487.838,18	220.930.501,43	546.712.719,43	7,04%	30
201706	0.00	0.00	325.782.218,00	1.997.324,47	222.027.825,65	548.710.945,65	7,72%	30
201707	0.00	0.00	325.782.218,00	2.469.815,14	225.347.640,99	551.378.858,99	9,3%	30
201708	0.00	0.00	325.782.218,00	2.762.080,20	228.189.681,19	553.971.999,19	10,57%	30
201709	0.00	0.00	325.782.218,00	2.403.967,51	230.893.645,70	556.775.865,70	10,99%	30
201710	0.00	0.00	325.782.218,00	1.930.894,69	234.014.543,59	559.826.781,59	11,6%	30
201711	0.00	0.00	325.782.218,00	1.709.342,61	237.244.899,00	563.027.184,00	12,63%	30
201712	0.00	0.00	325.782.218,00	1.502.989,88	240.717.875,89	566.530.893,89	13,42%	30
201801	0.00	0.00	325.782.218,00	1.623.573,40	244.371.449,29	570.159.667,29	13,91%	30
201802	0.00	0.00	325.782.218,00	1.377.517,56	247.748.796,65	573.530.894,65	14,39%	28
201803	0.00	0.00	325.782.218,00	1.475.854,60	251.224.621,26	577.066.839,26	13,71%	30
201804	0.00	0.00	325.782.218,00	1.176.325,54	254.460.946,80	580.183.164,80	12,53%	30
201805	0.00	0.00	325.782.218,00	1.292.679,13	257.692.625,92	583.475.845,92	12,37%	30
201806	0.00	0.00	325.782.218,00	1.293.833,57	260.967.448,30	586.769.666,30	13,02%	30
201807	0.00	0.00	325.782.218,00	1.342.416,42	264.329.864,82	590.312.082,82	13,38%	30
201808	0.00	0.00	325.782.218,00	1.574.413,08	268.184.278,00	593.886.496,00	13,71%	30
201809	0.00	0.00	325.782.218,00	1.705.798,77	271.439.067,77	597.182.281,77	13,07%	30
201810	0.00	0.00	325.782.218,00	1.621.511,65	274.931.375,42	600.613.791,42	13,09%	30
201811	0.00	0.00	325.782.218,00	1.214.535,56	278.063.110,95	603.845.326,95	12,76%	30
201812	0.00	0.00	325.782.218,00	1.107.572,18	281.378.683,16	607.152.901,16	12,63%	30
201901	0.00	0.00	325.782.218,00	1.035.899,52	284.436.182,48	610.288.880,48	11,67%	30
TOTALES	2.310.512.359,17	325.782.218,00		264.426.382,48				

SALDO TOTAL CAPITAL: 325.782.218,00

SALDO TOTAL INTERESES:
TOTAL LIQUIDACION CREDITO:

286.426.582,48
618.208.800,48

148

ACTUALIZACION LIQUIDACION DE CREDITO Y COSTAS

PENSIONADO QUIROZ TOBON FLAMARION CEDULA DE CIUDADANIA 1.263,487

ENTIDAD : DEPARTAMENTO DEL VAUPES

PROCESO No. 19-046

CONSOLIDADO DE LIQUIDACION DE CRÉDITO Y COSTAS

PENSIONADO	QUIROZ TOBON FLAMARION
CEDULA DE CIUDADANIA	1,263,487
CON RESOLUCIÓN No. 01483 2018 CANCELAN LOS PERIODOS DE MAYO 2017 A ABRIL 2018	
TOTAL CAPITAL CUOTAS PARTES	CON CORTE A 30-12-18 \$ 1,397,480,00
INTERESES ANTES DE LEY 1066 DE 2006	CON CORTE A 28-07-06 \$ 0,00
INTERESES LEY 1066 DE 2006	CON CORTE A 31-01-24 \$ 456,710,32
COSTAS PROCESALES (8%)	PROCESO No. 19-046 \$ 148,335,23
TOTAL LIQUIDACIÓN DE CRÉDITO Y COSTAS	
	\$ 2,002,525,55

Precedente	QUIROZ TOROS FLAMARION	Número documento	1263287	Tipo documento	CC
Entidad	DEPARTAMENTO DEL VALPES	NIT Entidad	845000021	Concurrencia	4,37%
Tipo prestación	Voz	Resolución	01092	Fecha resolución	11/06/1998
Efectividad	13/04/1998	Mesada	0,00	Estado	
Tipo cotizante	Causante	Fecha defunción	19/10/2016	Grupo pensional	E
Observación					

Entidades:

NIT	Nombre Entidad	Concurrencia	Fecha inicio	Fecha corte de capital	Fecha corte de intereses
845000021	DEPARTAMENTO DEL VALPES	4,37%	01/05/2015	30/12/2015	
890000052	DEPARTAMENTO DE CALDAS	26,99%			
891400010	MUNICIPIO DE PEREIRA	6,75%			
899999993	MINISTERIO DE DEFENSA	7,29%			
899999910	CAJA NACIONAL DE PROVISIÓN SOCIAL RIESGO LIQUIDACIÓN	31,22%			
899999734	FONDO DE PREVISIÓN SOCIAL DEL CONGRESO DE LA REPUBLICA	19,44%			

Sustitutos:

Tipo del IA	Número de Documento	Nombre Precedente	Genero	Porcentaje Inscripción %	Fecha Afiliación	Fecha Causación	Fecha Inicio Pago	Tipo Prestación	Valor Mesada
CC	34541805	SANTA DE QUIROZ AMPARO	Femenino	50,00	01/01/2017	01/11/2016	01/05/2017	Subcovecanta	0,00

Período	Mesada	Valor Cuenta Parte	Saldo Capital	Intereses	Saldo Interés	Total Saldo	DTF	Días
201805	3.405.725,00	139.748,00	139.748,00	0,00	0,00	139.748,00	4,37%	31
201806	6.811.450,00	279.496,00	419.244,00	517,52	517,52	419.761,52	4,60%	30
201807	3.405.725,00	139.748,00	559.992,00	8.594,17	2.111,69	561.103,69	4,57%	31
201808	3.405.725,00	139.748,00	699.740,00	2.187,32	4.274,01	702.014,01	4,53%	31
201809	3.405.725,00	139.748,00	839.488,00	2.549,02	6.768,03	846.256,03	4,53%	30
201810	3.405.725,00	139.748,00	979.236,00	3.892,57	9.660,60	988.896,60	4,43%	31
201811	3.405.725,00	139.748,00	1.117.984,00	3.483,67	13.144,27	1.131.128,27	4,42%	30
201812	6.811.450,00	279.496,00	1.397.480,00	4.323,77	17.568,04	1.415.048,04	4,54%	31
201901	0,00	0,00	1.397.480,00	5.380,50	22.870,54	1.420.350,54	4,56%	31
201902	0,00	0,00	1.397.480,00	4.796,73	27.667,27	1.425.147,27	4,57%	28
201903	0,00	0,00	1.397.480,00	5.291,10	32.958,37	1.430.441,37	4,55%	31
201904	0,00	0,00	1.397.480,00	5.189,07	38.147,44	1.435.630,44	4,54%	30
201905	0,00	0,00	1.397.480,00	5.234,11	43.381,55	1.440.814,66	4,51%	31
201906	0,00	0,00	1.397.480,00	5.663,61	48.745,16	1.446.000,16	4,52%	30
201907	0,00	0,00	1.397.480,00	5.198,01	53.943,17	1.451.191,17	4,47%	31
201908	0,00	0,00	1.397.480,00	5.154,29	59.147,46	1.456.338,46	4,47%	31
201909	0,00	0,00	1.397.480,00	5.642,89	64.390,35	1.461.529,35	4,46%	30
201910	0,00	0,00	1.397.480,00	5.131,47	69.521,82	1.466.661,32	4,48%	31
201911	0,00	0,00	1.397.480,00	4.567,71	74.669,53	1.471.830,83	4,43%	30
201912	0,00	0,00	1.397.480,00	5.256,93	79.926,46	1.477.046,96	4,52%	31
202001	0,00	0,00	1.397.480,00	5.274,71	84.441,17	1.481.921,67	4,54%	31
202002	0,00	0,00	1.397.480,00	4.852,21	89.293,38	1.486.776,38	4,46%	29
202003	0,00	0,00	1.397.480,00	5.234,11	94.527,49	1.491.010,49	4,51%	31
202004	0,00	0,00	1.397.480,00	5.121,04	99.648,53	1.495.159,53	4,55%	30
202005	0,00	0,00	1.397.480,00	4.994,41	104.643,94	1.500.143,94	4,59%	31
202006	0,00	0,00	1.397.480,00	4.245,97	109.399,91	1.505.139,91	5,36%	30
202007	0,00	0,00	1.397.480,00	3.904,94	112.796,25	1.510.141,25	3,34%	31
202008	0,00	0,00	1.397.480,00	3.269,90	116.066,15	1.515.336,15	2,79%	31
202009	0,00	0,00	1.397.480,00	2.715,50	118.781,66	1.520.561,66	2,39%	30
202010	0,00	0,00	1.397.480,00	2.387,30	121.164,96	1.525.646,96	2,02%	31
202011	0,00	0,00	1.397.480,00	2.231,26	123.406,22	1.530.808,22	1,96%	30
202012	0,00	0,00	1.397.480,00	2.230,72	125.676,94	1.535.139,94	1,93%	31
202001	0,00	0,00	1.397.480,00	2.247,39	127.914,34	1.539.594,34	1,91%	31
202002	0,00	0,00	1.397.480,00	1.924,36	129.842,69	1.543.727,69	1,81%	28
202003	0,00	0,00	1.397.480,00	2.093,98	131.926,67	1.547.904,67	1,77%	31
202004	0,00	0,00	1.397.480,00	2.005,39	133.932,07	1.552.017,07	1,76%	30
202005	0,00	0,00	1.397.480,00	2.142,37	136.074,42	1.556.159,42	1,67%	31
202006	0,00	0,00	1.397.480,00	2.174,83	138.249,25	1.560.329,25	1,91%	30
202007	0,00	0,00	1.397.480,00	2.235,73	140.464,99	1.564.514,99	1,96%	31
202008	0,00	0,00	1.397.480,00	2.140,64	142.825,64	1.568.805,64	1,99%	31
202009	0,00	0,00	1.397.480,00	2.332,77	145.138,45	1.573.148,45	2,03%	30
202010	0,00	0,00	1.397.480,00	2.608,51	147.706,96	1.577.555,96	2,22%	31
202011	0,00	0,00	1.397.480,00	3.007,40	150.774,36	1.581.530,36	2,65%	30
202012	0,00	0,00	1.397.480,00	4.433,63	155.207,99	1.586.018,99	3,07%	31

91

202201	0.00	0.00	1,397,480.00	4,034.55	199,262.34	1,556,742.54	3.47%	31
202202	0.00	0.00	1,397,480.00	4,331.00	193,789.34	1,561,271.54	4.31%	28
202203	0.00	0.00	1,397,480.00	5,768.81	189,582.17	1,567,042.37	4.97%	31
202204	0.00	0.00	1,397,480.00	6,676.17	176,234.34	1,571,718.54	5.97%	30
202205	0.00	0.00	1,397,480.00	8,198.10	164,336.63	1,581,816.63	7.04%	31
202206	0.00	0.00	1,397,480.00	8,567.75	192,504.39	1,590,384.38	7.72%	30
202207	0.00	0.00	1,397,480.00	10,564.55	203,495.94	1,600,976.94	9.37%	31
202208	0.00	0.00	1,397,480.00	13,576.78	215,475.71	1,612,955.71	10.37%	31
202209	0.00	0.00	1,397,480.00	12,025.94	227,503.65	1,624,983.65	10.99%	30
202210	0.00	0.00	1,397,480.00	13,087.16	230,599.81	1,635,970.81	11.87%	31
202211	0.00	0.00	1,397,480.00	13,726.23	254,319.05	1,651,799.05	12.67%	30
202212	0.00	0.00	1,397,480.00	15,026.47	269,345.52	1,666,825.52	13.42%	31
202301	0.00	0.00	1,397,480.00	15,342.73	284,899.25	1,682,369.25	13.91%	31
202302	0.00	0.00	1,397,480.00	14,487.39	299,376.64	1,696,856.64	14.39%	28
202303	0.00	0.00	1,397,480.00	14,910.08	314,288.72	1,711,768.72	13.31%	31
202304	0.00	0.00	1,397,480.00	13,625.21	327,911.93	1,725,591.93	12.57%	30
202305	0.00	0.00	1,397,480.00	14,124.32	342,806.25	1,739,516.25	12.27%	31
202306	0.00	0.00	1,397,480.00	14,129.23	356,163.48	1,753,643.48	13.02%	30
202307	0.00	0.00	1,397,480.00	15,195.60	371,368.08	1,768,843.08	13.58%	31
202308	0.00	0.00	1,397,480.00	15,312.85	386,602.93	1,784,173.93	13.71%	31
202309	0.00	0.00	1,397,480.00	14,186.55	400,874.46	1,798,554.46	13.07%	30
202310	0.00	0.00	1,397,480.00	14,676.96	415,575.44	1,813,031.44	13.09%	31
202311	0.00	0.00	1,397,480.00	13,862.94	429,413.45	1,826,993.44	12.76%	30
202312	0.00	0.00	1,397,480.00	14,188.21	443,608.69	1,841,091.69	12.63%	31
202401	0.00	0.00	1,397,480.00	13,108.63	456,710.32	1,854,190.32	11.62%	31
TOTALES	34,457,250.00	1,247,480.00		456,710.32				

SALDO TOTAL CAPITAL: 1,297,480.00
SALDO TOTAL INTERESES: 456,710.32
TOTAL ASQUERACION CREDITO: 1,854,190.32

ACTUALIZACION LIQUIDACION DE CREDITO Y COSTAS

PENSIONADO DUARTE ALEMAN GUSTAVO CEDULA DE CIUDADANIA 3,895

ENTIDAD: MUNICIPIO DEL EL CERRITO

PROCESO No. 16-519

CONSOLIDADO DE LIQUIDACION DE CRÉDITO Y COSTAS

PENSIONADO	DUARTE ALEMAN GUSTAVO		
CEDULA DE CIUDADANIA	3,895		
TOTAL CAPITAL CUOTAS PARTES	CON CORTE A	30-05-16	\$ 1,152,007.00
INTERESES ANTES DE LEY 1066 DE 2006	CON CORTE A	28-07-08	\$ 0.00
INTERESES LEY 1066 DE 2006	CON CORTE A	31-01-24	\$ 517,378.54
COSTAS PROCESALES (5%)	PROCESO No.	16-519	\$ 83,469.28
TOTAL LIQUIDACIÓN DE CRÉDITO Y COSTAS			\$ 1,752,854.82

 ELABORÓ ARMANDO
 AFRIGO RAÚL RIVERA
 27/02/2014

Pensionado	DUARTE ALFONSO GUSTAVO	Número documento	1895	Tipo documento	CC
Entidad	MUNICIPIO DEL EL CERRITO	NTF Entidad	85029889	Concurrencia	1,87%
Tipo pensión	Vieja	Resolución	000144	Fecha resolución	20/07/1998
Efectividad	20/07/1998	Mesada	0,00	Estado	
Tipo retiro	Causante	Fecha defunción	01/01/1990	Grupo pensión	
Observación					

Entidades:

NTF	Nombre Entidad	Concurrencia	Fecha inicio
890201235	DEPARTAMENTO DE SANTANDER	34,78%	01/02/2016
89029889	MUNICIPIO DEL EL CERRITO	1,87%	20/05/2016
899999734	FONDO DE PREVISION SOCIAL DEL CONGRESO DE LA REPUBLICA	63,3%	31/01/2014

Sustentador:

Tipo de Id.	Número de Documento	Nombre Pensionado	Genero	Porcentaje Sustentación %	Fecha Afiliación	Fecha Causación	Fecha Inicio Pago	Tipo Pensión	Valor Mesada
CC	24037806	TORRES SUAREZ TERESA	Femenino	100,00	01/03/1989	09/04/1988	01/03/1989	Subsistencia	0,00

Periodo	Mesada	Valor Cuenta Paga	Saldo Capital	Intereses	Saldo Interés	Total Saldo	DTF	Días
201602	17.236.375,00	287.847,00	287.847,00	0,00	0,00	287.847,00	6,25%	29
201603	17.236.375,00	287.847,00	575.694,00	1.509,04	1.509,04	577.203,04	6,35%	31
201604	17.273.438,00	288.486,00	864.140,00	3.054,44	4.563,48	868.703,48	6,65%	30
201605	17.236.375,00	287.847,00	1.152.007,00	4.562,67	9.426,15	1.161.433,15	6,87%	31
201606	0,00	0,00	1.152.007,00	6.387,96	15.770,11	1.167.777,11	6,97%	30
201607	0,00	0,00	1.152.007,00	6.877,70	22.647,81	1.174.654,81	7,20%	31
201608	0,00	0,00	1.152.007,00	6.813,45	29.461,26	1.181.468,26	7,59%	31
201609	0,00	0,00	1.152.007,00	6.584,13	36.045,39	1.188.052,39	7,80%	30
201610	0,00	0,00	1.152.007,00	6.721,59	42.766,98	1.194.773,98	7,89%	31
201611	0,00	0,00	1.152.007,00	6.472,78	49.239,76	1.201.266,76	7,81%	30
201612	0,00	0,00	1.152.007,00	6.565,35	55.765,21	1.207.772,21	8,52%	31
201701	0,00	0,00	1.152.007,00	6.583,66	62.348,87	1.214.355,87	6,99%	31
201702	0,00	0,00	1.152.007,00	5.831,94	68.260,77	1.220.167,77	6,78%	29
201703	0,00	0,00	1.152.007,00	6.316,49	74.477,26	1.226.684,26	6,65%	31
201704	0,00	0,00	1.152.007,00	6.005,01	80.482,27	1.232.689,27	6,57%	30
201705	0,00	0,00	1.152.007,00	5.872,80	86.355,07	1.238.762,07	6,17%	31
201706	0,00	0,00	1.152.007,00	5.494,49	91.849,56	1.243.856,56	5,96%	30
201707	0,00	0,00	1.152.007,00	5.390,07	97.239,63	1.249.246,63	5,65%	31
201712	0,00	0,00	1.152.007,00	5.043,76	102.284,89	1.254.291,89	5,78%	31
201801	0,00	0,00	1.152.007,00	4.979,90	107.264,80	1.259.271,80	5,24%	31
201802	0,00	0,00	1.152.007,00	4.378,92	111.643,71	1.263.650,71	5,07%	29
201803	0,00	0,00	1.152.007,00	4.792,94	116.436,66	1.268.443,66	5,01%	31
201804	0,00	0,00	1.152.007,00	4.538,77	120.975,83	1.272.982,60	4,9%	30
201805	0,00	0,00	1.152.007,00	4.502,51	125.477,55	1.277.484,55	4,7%	31
201806	0,00	0,00	1.152.007,00	4.266,17	129.743,78	1.281.750,78	4,6%	30
201807	0,00	0,00	1.152.007,00	4.380,49	134.124,29	1.286.131,29	4,57%	31
201808	0,00	0,00	1.152.007,00	4.142,91	138.467,11	1.290.474,11	4,53%	31
201809	0,00	0,00	1.152.007,00	4.202,55	142.669,66	1.294.676,66	4,59%	30
201810	0,00	0,00	1.152.007,00	4.248,92	146.918,57	1.298.925,57	4,47%	31
201811	0,00	0,00	1.152.007,00	4.160,50	151.021,07	1.303.026,07	4,42%	30
201812	0,00	0,00	1.152.007,00	4.552,31	155.373,37	1.307.369,37	4,54%	31
201901	0,00	0,00	1.152.007,00	4.371,09	159.744,47	1.311.751,47	4,56%	31
201902	0,00	0,00	1.152.007,00	3.955,85	163.760,31	1.315.797,31	4,57%	29
201903	0,00	0,00	1.152.007,00	4.361,76	168.062,01	1.320.069,01	4,55%	31
201904	0,00	0,00	1.152.007,00	4.211,84	172.273,85	1.324.280,85	4,54%	30
201905	0,00	0,00	1.152.007,00	4.184,72	176.388,57	1.328.395,57	4,5%	31
201906	0,00	0,00	1.152.007,00	4.193,46	180.361,83	1.332.768,83	4,52%	30
201907	0,00	0,00	1.152.007,00	4.286,52	184.665,35	1.337.075,35	4,47%	31
201908	0,00	0,00	1.152.007,00	4.248,92	189.217,27	1.341.324,27	4,47%	31
201909	0,00	0,00	1.152.007,00	4.157,05	193.474,35	1.345.481,35	4,46%	30
201910	0,00	0,00	1.152.007,00	4.230,11	197.704,45	1.349.711,45	4,40%	31
201911	0,00	0,00	1.152.007,00	4.111,60	201.836,05	1.353.825,05	4,43%	30
201912	0,00	0,00	1.152.007,00	4.033,51	206.149,56	1.358.156,56	4,52%	31
202001	0,00	0,00	1.152.007,00	4.352,21	210.501,87	1.362.508,87	4,54%	31
202002	0,00	0,00	1.152.007,00	4.000,72	214.792,59	1.366.599,59	4,60%	29
202003	0,00	0,00	1.152.007,00	4.514,72	219.117,31	1.370.824,31	4,5%	31
202004	0,00	0,00	1.152.007,00	4.220,73	223.038,04	1.375.045,04	4,55%	30

202005	0,00	0,00	1.152.007,00	4.117,18	227.155,22	1.379.162,22	4,29%	31
202006	0,00	0,00	1.152.007,00	3.500,15	230.655,37	1.382.662,37	3,76%	30
202007	0,00	0,00	1.152.007,00	3.218,99	233.874,37	1.385.881,37	3,14%	31
202008	0,00	0,00	1.152.007,00	2.695,51	236.569,89	1.388.576,89	2,79%	31
202009	0,00	0,00	1.152.007,00	2.238,57	238.808,41	1.390.815,41	2,39%	30
202010	0,00	0,00	1.152.007,00	1.967,96	240.776,37	1.392.783,37	2,07%	31
202011	0,00	0,00	1.152.007,00	1.839,33	242.615,70	1.394.622,70	1,60%	30
202012	0,00	0,00	1.152.007,00	1.871,86	244.487,57	1.396.494,57	1,30%	31
202101	0,00	0,00	1.152.007,00	1.852,63	246.340,20	1.398.347,20	1,01%	31
202102	0,00	0,00	1.152.007,00	1.596,33	247.926,53	1.399.933,53	1,01%	29
202103	0,00	0,00	1.152.007,00	1.717,92	249.644,45	1.401.651,45	1,77%	31
202104	0,00	0,00	1.152.007,00	1.655,14	251.297,59	1.403.304,59	1,70%	30
202105	0,00	0,00	1.152.007,00	1.566,85	253.061,64	1.405.071,64	1,02%	31
202106	0,00	0,00	1.152.007,00	1.792,82	254.856,46	1.406.866,46	1,91%	30
202107	0,00	0,00	1.152.007,00	1.843,80	256.699,47	1.408.710,47	1,59%	31
202108	0,00	0,00	1.152.007,00	1.929,32	258.629,00	1.410.639,00	1,99%	31
202109	0,00	0,00	1.152.007,00	1.923,86	260.552,01	1.412.562,01	2,05%	30
202110	0,00	0,00	1.152.007,00	2.159,32	262.702,33	1.414.712,33	2,22%	31
202111	0,00	0,00	1.152.007,00	2.439,14	265.181,46	1.417.191,46	2,65%	30
202112	0,00	0,00	1.152.007,00	2.654,55	268.836,31	1.420.045,31	1,8%	31
202201	0,00	0,00	1.152.007,00	2.342,35	272.176,66	1.424.185,66	3,47%	31
202202	0,00	0,00	1.152.007,00	3.735,11	275.911,37	1.427.920,77	4,31%	28
202203	0,00	0,00	1.152.007,00	4.735,11	280.669,29	1.432.678,29	4,97%	31
202204	0,00	0,00	1.152.007,00	5.503,47	286.172,36	1.438.179,36	5,97%	30
202205	0,00	0,00	1.152.007,00	6.835,83	292.948,39	1.444.855,39	7,04%	31
202206	0,00	0,00	1.152.007,00	7.662,79	299.911,13	1.451.918,13	7,72%	30
202207	0,00	0,00	1.152.007,00	8.722,58	308.644,75	1.460.651,75	9,3%	31
202208	0,00	0,00	1.152.007,00	9.873,01	318.512,77	1.470.524,77	10,57%	31
202209	0,00	0,00	1.152.007,00	9.915,18	328.432,95	1.480.439,95	10,99%	20
202210	0,00	0,00	1.152.007,00	10.785,35	339.221,30	1.491.228,30	11,69%	31
202211	0,00	0,00	1.152.007,00	11.316,82	350.536,11	1.502.545,11	12,63%	30
202212	0,00	0,00	1.152.007,00	12.387,01	362.925,13	1.514.932,13	13,42%	31
202301	0,00	0,00	1.152.007,00	12.813,41	375.738,24	1.527.745,24	13,99%	31
202302	0,00	0,00	1.152.007,00	11.942,62	387.691,16	1.539.688,16	14,39%	28
202303	0,00	0,00	1.152.007,00	12.291,06	399.972,22	1.551.979,22	13,31%	31
202304	0,00	0,00	1.152.007,00	11.231,89	411.394,11	1.563.291,11	12,53%	30
202305	0,00	0,00	1.152.007,00	11.843,33	422.847,43	1.574.854,43	12,57%	31
202306	0,00	0,00	1.152.007,00	11.847,37	434.494,81	1.586.541,81	13,02%	30
202307	0,00	0,00	1.152.007,00	12.526,43	447.021,24	1.598.021,24	13,58%	31
202308	0,00	0,00	1.152.007,00	12.639,53	459.660,81	1.610.660,81	13,71%	31
202309	0,00	0,00	1.152.007,00	11.889,68	471.350,44	1.623.150,44	13,07%	30
202310	0,00	0,00	1.152.007,00	12.099,90	483.449,31	1.635.456,31	13,09%	31
202311	0,00	0,00	1.152.007,00	11.427,12	494.976,59	1.646.983,59	12,36%	30
202312	0,00	0,00	1.152.007,00	11.693,99	506.872,49	1.658.570,49	12,83%	31
202401	0,00	0,00	1.152.007,00	10.906,05	517.374,51	1.669.305,51	11,52%	31
TOTALES	68.992.563,00	1.152.007,00		517.374,51				

SALDO TOTAL CAPITAL: 1.152.007,00
SALDO TOTAL INTERESES: 517.374,54
TOTAL LIQUIDACION CREDITO: 1.669.381,54



ACTUALIZACION LIQUIDACION DE CREDITO Y COSTAS

PENSIONADO: QUINTERO FRANCO MARIO CEDULA DE CIUDADANIA: 4,481,596

ENTIDAD: MUNICIPIO DE MARULANDA - CALDAS

PROCESO No. 17-333

CONSOLIDADO DE LIQUIDACION DE CRÉDITO Y COSTAS

PENSIONADO	QUINTERO FRANCO MARIO		
CEDULA DE CIUDADANIA	4,481,596		
TOTAL CAPITAL CUOTAS PARTES	CON CORTE A	31-07-17	\$ 771,315,00
INTERESES ANTES DE LEY 1066 DE 2006	CON CORTE A	28-07-06	\$ 0,00
INTERESES LEY 1066 DE 2006	CON CORTE A	31-01-24	\$ 298,706,78
COSTAS PROCESALES (8%)	PROCESO No.	17-333	\$ 85,601,74
TOTAL LIQUIDACIÓN DE CRÉDITO Y COSTAS			\$ 1,155,623,52

ELABORO: ABCOMING
APROBO: RAÚL RUEDA
27/02/2024

Previsiende	QUINTERO FRANCO MARIO	Número documento	488156	Tipo documento	CC
Entidad	MUNICIPIO DE MARULANDA-CALDAS	NIT Entidad	90001146	Concurrencia	8,71%
Tipo pensión	Vogor	Resolución	000007	Fecha resolución	28/07/1998
Efectividad	01/05/1998	Metas	0,00	Estado	
Tipo cotizante	Causante	Fecha defunción	01/01/1968	Grupo pensional	E
Observación					

Entidades:

NIT	Nombre Entidad	Concurrencia	Fecha inicio	Fecha corte de capital	Fecha corte de intereses
900881137	MUNICIPIO DE PENNSILVANIA	44,65%	01/05/2017		
900001046	MUNICIPIO DE MARULANDA-CALDAS	8,71%		30/07/2017	
999999010	CAJA NACIONAL DE PREVISION SOCIAL ECE EN LIQUIDACION	42,12%			31/01/2024
99999754	FUNDO DE PREVISION SOCIAL DEL CONGRESO DE LA REPUBLICA	6,52%			

Resúmenes:

El pensando no tiene sustitutos

Periodo	Metas	Valor Cuota Parte	Saldo Capital	Intereses	Saldo Interés	Total Saldo	DTF	Días
201705	2.802.740,00	192.829,00	192.829,00	0,00	0,00	192.829,00	6,17%	31
201706	3.025.480,00	385.657,00	578.486,00	909,70	919,70	579.405,70	5,90%	30
201707	2.802.740,00	192.829,00	771.315,00	2.708,65	3.628,35	774.943,35	5,65%	31
201708	0,00	0,00	771.315,00	5.565,23	7.193,58	778.508,58	5,58%	31
201709	0,00	0,00	771.315,00	3.483,77	10.685,37	781.920,37	5,37%	30
201710	0,00	0,00	771.315,00	3.498,41	14.183,78	785.413,78	5,40%	31
201711	0,00	0,00	771.315,00	3.311,11	17.494,89	788.726,89	5,25%	20
201712	0,00	0,00	771.315,00	3.378,01	20.784,90	792.099,90	5,29%	31
201801	0,00	0,00	771.315,00	3.334,23	24.119,14	795.454,14	5,21%	31
201802	0,00	0,00	771.315,00	2.934,86	27.054,01	798.368,01	5,07%	29
201803	0,00	0,00	771.315,00	3.097,07	30.260,07	801.575,07	5,01%	31
201804	0,00	0,00	771.315,00	3.038,62	33.298,70	804.613,70	4,9%	30
201805	0,00	0,00	771.315,00	3.014,61	36.313,31	807.628,31	4,7%	31
201806	0,00	0,00	771.315,00	2.856,37	39.169,68	810.494,68	4,60%	20
201807	0,00	0,00	771.315,00	2.937,91	42.102,59	813.417,59	4,57%	31
201808	0,00	0,00	771.315,00	2.907,75	45.010,35	816.325,35	4,53%	31
201809	0,00	0,00	771.315,00	2.413,77	47.824,12	819.178,12	4,51%	30
201810	0,00	0,00	771.315,00	2.844,82	50.668,94	821.983,94	4,47%	31
201811	0,00	0,00	771.315,00	2.746,79	53.415,73	824.759,73	4,42%	30
201812	0,00	0,00	771.315,00	2.914,84	56.329,77	827.644,77	4,54%	31
201901	0,00	0,00	771.315,00	2.926,62	59.256,79	830.571,79	4,56%	31
201902	0,00	0,00	771.315,00	2.848,56	61.984,99	833.219,99	4,57%	28
201903	0,00	0,00	771.315,00	2.908,33	64.825,32	836.140,32	4,50%	31
201904	0,00	0,00	771.315,00	2.839,88	67.645,19	839.060,19	4,54%	30
201905	0,00	0,00	771.315,00	2.888,89	70.534,06	841.949,06	4,7%	31
201906	0,00	0,00	771.315,00	2.807,69	73.341,75	844.656,75	4,52%	30
201907	0,00	0,00	771.315,00	2.978,00	76.239,75	847.526,75	4,47%	31
201908	0,00	0,00	771.315,00	2.844,82	79.026,37	850.371,37	4,40%	31
201909	0,00	0,00	771.315,00	2.783,33	81.839,90	853.158,90	4,40%	30
201910	0,00	0,00	771.315,00	2.832,23	84.672,13	855.987,13	4,41%	31
201911	0,00	0,00	771.315,00	2.752,88	87.425,01	858.740,01	4,43%	30
201912	0,00	0,00	771.315,00	2.901,46	90.326,47	861.647,47	4,52%	31
202001	0,00	0,00	771.315,00	2.914,04	93.240,51	864.555,51	4,59%	31
202002	0,00	0,00	771.315,00	2.879,64	96.119,16	867.234,16	4,46%	29
202003	0,00	0,00	771.315,00	2.888,88	99.008,04	870.123,04	4,5%	31
202004	0,00	0,00	771.315,00	2.825,95	101.853,99	872.948,99	4,55%	30
202005	0,00	0,00	771.315,00	2.756,62	104.790,60	875.793,60	4,29%	31
202006	0,00	0,00	771.315,00	2.343,49	107.734,30	878.645,10	3,76%	30
202007	0,00	0,00	771.315,00	2.155,25	108.889,34	880.264,34	3,74%	31
202008	0,00	0,00	771.315,00	1.804,77	110.644,31	882.009,11	2,79%	31
202009	0,00	0,00	771.315,00	1.499,76	112.192,88	883.507,88	2,39%	30
202010	0,00	0,00	771.315,00	1.317,63	113.710,34	884.825,31	2,07%	31
202011	0,00	0,00	771.315,00	1.231,51	114.742,02	886.057,02	1,96%	29
202012	0,00	0,00	771.315,00	1.253,29	115.995,30	887.310,30	1,93%	31
202101	0,00	0,00	771.315,00	1.240,41	117.235,72	888.550,72	1,91%	31
202102	0,00	0,00	771.315,00	1.082,11	118.297,83	889.612,83	1,81%	28
202103	0,00	0,00	771.315,00	1.150,22	119.448,05	890.763,05	1,77%	31
202104	0,00	0,00	771.315,00	1.106,44	120.554,89	891.859,89	1,76%	30
202105	0,00	0,00	771.315,00	1.182,44	121.737,33	893.052,33	1,82%	31

202106	0.00	0.00	771,315.00	1,200.34	122,437.64	894,232.69	1.93%	30
202107	0.00	0.00	771,315.00	1,233.97	124,771.66	903,486.66	1.91%	31
202108	0.00	0.00	771,315.00	1,291.90	125,463.56	906,778.56	1.99%	31
202109	0.00	0.00	771,315.00	1,287.53	126,351.39	908,066.40	2.05%	30
202110	0.00	0.00	771,315.00	1,438.72	128,190.82	909,255.82	2.22%	31
202111	0.00	0.00	771,315.00	1,458.88	129,894.70	911,150.70	2.65%	30
202112	0.00	0.00	771,315.00	2,447.07	132,297.77	913,612.77	3.3%	31
202201	0.00	0.00	771,315.00	2,237.84	134,935.63	915,850.61	3.47%	31
202202	0.00	0.00	771,315.00	2,500.81	137,636.41	918,351.41	4.74%	28
202203	0.00	0.00	771,315.00	1,184.01	140,228.42	911,555.42	4.93%	31
202204	0.00	0.00	771,315.00	3,664.80	143,903.22	915,228.22	5.97%	30
202205	0.00	0.00	771,315.00	4,469.61	148,174.82	919,649.82	7.04%	31
202206	0.00	0.00	771,315.00	4,728.82	153,103.64	924,418.64	7.72%	30
202207	0.00	0.00	771,315.00	5,847.48	158,951.13	930,266.13	9.3%	31
202208	0.00	0.00	771,315.00	6,616.37	165,361.50	936,876.50	10.57%	31
202209	0.00	0.00	771,315.00	6,638.61	172,208.11	943,315.81	10.99%	30
202210	0.00	0.00	771,315.00	7,223.23	179,421.35	950,738.25	11.6%	31
202211	0.00	0.00	771,315.00	7,577.06	187,000.41	958,315.41	12.63%	30
202212	0.00	0.00	771,315.00	8,293.60	195,294.01	966,609.01	13.42%	31
202301	0.00	0.00	771,315.00	8,579.69	203,873.11	975,188.11	13.91%	31
202302	0.00	0.00	771,315.00	7,996.05	211,969.17	983,184.17	14.39%	29
202303	0.00	0.00	771,315.00	8,324.35	220,093.55	991,417.55	14.91%	31
202304	0.00	0.00	771,315.00	7,520.20	227,618.75	998,935.75	12.53%	30
202305	0.00	0.00	771,315.00	7,785.88	235,414.41	1,006,729.41	12.57%	31
202306	0.00	0.00	771,315.00	7,798.38	243,212.79	1,014,527.79	13.02%	30
202307	0.00	0.00	771,315.00	8,386.85	251,099.74	1,022,914.74	13.58%	31
202308	0.00	0.00	771,315.00	8,462.76	260,062.44	1,031,377.44	13.71%	31
202309	0.00	0.00	771,315.00	7,826.71	267,899.13	1,039,204.13	13.87%	30
202310	0.00	0.00	771,315.00	8,988.70	275,969.85	1,047,364.85	13.89%	31
202311	0.00	0.00	771,315.00	7,650.81	283,840.76	1,054,955.76	12.76%	30
202312	0.00	0.00	771,315.00	7,830.94	291,471.70	1,062,786.70	12.60%	31
202401	0.00	0.00	771,315.00	7,235.02	299,396.78	1,070,021.78	11.82%	31
TOTALES	11,210,940.00	771,315.00		268,786.78				

SALDO TOTAL CAPITAL: 771,315.00
SALDO TOTAL INTERESES: 298,786.78
TOTAL LIQUIDACION CREDITO: 1,070,021.78



ACTUALIZACION LIQUIDACION DE CREDITO Y COSTAS

PERSONAJO: SILVA GOMEZ GUSTAVO JOSE CEDULA DE CIUDADANIA: 72.273

ENTIDAD: HOSPITAL EMIRO QUINTERO CAÑIZARES - OCAÑA NORTE DE SANTANDER

RESOLUCION No. 192 de 14-04-98

FECHA DE RECONOCIMIENTO: 1994-07-20

PORCENTAJE DE CONCURRENCIA: 58.99%

CUANTIA INICIAL: \$ 2.187.366.85

PENSION INICIAL: \$ 3.708.164.82

PROCESO No. 19-026

LEY 68 de 1923 Art. 9	12.00%
FECHA ENVIO CUENTA DE COBRO	08-02-19

FECHA INICIO	30-09-17
FECHA CORTE DE CAPITAL	30-12-18
FECHA CORTE DE INTERESES	30-01-24

CEDULA	FECHA	CONCEPTO	VALOR PAGADO (MESA)	PARTICIPACION	VALOR CUOTA PARTE	VALOR CUOTA PARTE ACUMULADO	DIAS DE MORA	INTERESES	INTERES ACUMULADO	
011	5.52%	30-09-17	PAGO TOTAL MES	\$ 18.442.925.00	58.99%	\$ 10.879.481.46	\$ 10.879.481.46	31	0.00	0.00
	5.46%	30-10-17	PAGO TOTAL MES	\$ 18.442.925.00	58.99%	\$ 10.879.481.46	\$ 21.758.962.92	30	0.00	0.00
	5.35%	30-11-17	PAGO TOTAL MES	\$ 18.442.925.00	58.99%	\$ 10.879.481.46	\$ 32.638.444.37	31	0.00	0.00
	5.28%	30-12-17	PAGO TOTAL MES	\$ 36.885.850.00	58.99%	\$ 21.758.962.92	\$ 54.397.407.29	30	0.00	0.00
	5.21%	30-01-18	PAGO TOTAL MES	\$ 19.197.241.00	58.99%	\$ 11.324.452.47	\$ 65.721.859.75	31	0.00	0.00
	5.07%	28-02-18	PAGO TOTAL MES	\$ 19.197.241.00	58.99%	\$ 11.324.452.47	\$ 77.046.312.22	29	0.00	0.00
	5.01%	30-03-18	PAGO TOTAL MES	\$ 19.531.050.00	58.99%	\$ 11.521.366.40	\$ 88.567.678.61	30	0.00	0.00
	4.90%	30-04-18	PAGO TOTAL MES	\$ 20.198.658.00	58.99%	\$ 11.915.194.25	\$ 100.482.872.87	31	0.00	0.00
	4.73%	30-05-18	PAGO TOTAL MES	\$ 19.197.241.00	58.99%	\$ 11.324.452.47	\$ 111.807.325.33	30	0.00	0.00
	4.60%	30-06-18	PAGO TOTAL MES	\$ 31.249.680.00	58.99%	\$ 18.434.186.23	\$ 130.241.511.57	31	0.00	0.00
	4.57%	30-07-18	PAGO TOTAL MES	\$ 19.531.050.00	58.99%	\$ 11.521.366.40	\$ 141.762.877.96	30	0.00	0.00
	4.53%	30-08-18	PAGO TOTAL MES	\$ 19.531.050.00	58.99%	\$ 11.521.366.40	\$ 153.284.244.36	31	0.00	0.00
	4.53%	30-09-18	PAGO TOTAL MES	\$ 19.531.050.00	58.99%	\$ 11.521.366.40	\$ 164.805.610.75	31	0.00	0.00
	4.43%	30-10-18	PAGO TOTAL MES	\$ 19.531.050.00	58.99%	\$ 11.521.366.40	\$ 176.326.977.15	30	0.00	0.00
	4.42%	30-11-18	PAGO TOTAL MES	\$ 19.531.050.00	58.99%	\$ 11.521.366.40	\$ 187.848.343.54	31	0.00	0.00
	4.54%	30-12-18	PAGO TOTAL MES	\$ 39.062.100.00	58.99%	\$ 23.042.732.79	\$ 210.891.076.33	30	0.00	0.00
	4.56%	30-01-19	PAGO TOTAL MES	\$ 0.00	58.99%	\$ 0.00	\$ 210.891.076.33	31	0.00	0.00
	4.57%	28-02-19	PAGO TOTAL MES	\$ 0.00	58.99%	\$ 0.00	\$ 210.891.076.33	28	0.00	0.00
	4.55%	30-03-19	PAGO TOTAL MES	\$ 0.00	58.99%	\$ 0.00	\$ 210.891.076.33	30	0.00	0.00
	4.54%	30-04-19	PAGO TOTAL MES	\$ 0.00	58.99%	\$ 0.00	\$ 210.891.076.33	31	0.00	0.00
	4.50%	30-05-19	PAGO TOTAL MES	\$ 0.00	58.99%	\$ 0.00	\$ 210.891.076.33	30	0.00	0.00
	4.52%	30-06-19	PAGO TOTAL MES	\$ 0.00	58.99%	\$ 0.00	\$ 210.891.076.33	31	184.217.55	184.217.55
	4.47%	30-07-19	PAGO TOTAL MES	\$ 0.00	58.99%	\$ 0.00	\$ 210.891.076.33	30	756.354.20	940.571.80
	4.43%	30-08-19	PAGO TOTAL MES	\$ 0.00	58.99%	\$ 0.00	\$ 210.891.076.33	31	777.828.40	1.718.400.15
	4.46%	30-09-19	PAGO TOTAL MES	\$ 0.00	58.99%	\$ 0.00	\$ 210.891.076.33	31	786.433.60	2.504.833.74
	4.41%	30-10-19	PAGO TOTAL MES	\$ 0.00	58.99%	\$ 0.00	\$ 210.891.076.33	30	749.360.00	3.254.193.73
	4.43%	30-11-19	PAGO TOTAL MES	\$ 0.00	58.99%	\$ 0.00	\$ 210.891.076.33	31	777.828.40	4.032.022.13
	4.52%	30-12-19	PAGO TOTAL MES	\$ 0.00	58.99%	\$ 0.00	\$ 210.891.076.33	30	767.678.20	4.800.700.33
	4.54%	30-01-20	PAGO TOTAL MES	\$ 0.00	58.99%	\$ 0.00	\$ 210.891.076.33	31	746.155.00	5.546.855.65
	4.46%	28-02-20	PAGO TOTAL MES	\$ 0.00	58.99%	\$ 0.00	\$ 210.891.076.33	28	732.388.91	6.279.244.56
	4.50%	30-03-20	PAGO TOTAL MES	\$ 0.00	58.99%	\$ 0.00	\$ 210.891.076.33	31	790.047.07	7.069.291.63
	4.55%	30-04-20	PAGO TOTAL MES	\$ 0.00	58.99%	\$ 0.00	\$ 210.891.076.33	31	798.475.24	7.867.766.87
	4.29%	30-05-20	PAGO TOTAL MES	\$ 0.00	58.99%	\$ 0.00	\$ 210.891.076.33	30	728.357.64	8.596.124.51
	3.76%	30-06-20	PAGO TOTAL MES	\$ 0.00	58.99%	\$ 0.00	\$ 210.891.076.33	31	662.149.64	9.258.274.15
	3.54%	30-07-20	PAGO TOTAL MES	\$ 0.00	58.99%	\$ 0.00	\$ 210.891.076.33	30	570.250.67	9.828.524.82
	2.79%	30-08-20	PAGO TOTAL MES	\$ 0.00	58.99%	\$ 0.00	\$ 210.891.076.33	31	493.457.44	10.321.982.26
	2.35%	30-09-20	PAGO TOTAL MES	\$ 0.00	58.99%	\$ 0.00	\$ 210.891.076.33	31	423.469.11	10.745.451.37
	2.03%	30-10-20	PAGO TOTAL MES	\$ 0.00	58.99%	\$ 0.00	\$ 210.891.076.33	30	348.634.30	11.094.085.67
	1.98%	30-11-20	PAGO TOTAL MES	\$ 0.00	58.99%	\$ 0.00	\$ 210.891.076.33	31	347.952.05	11.442.037.72
	1.93%	30-12-20	PAGO TOTAL MES	\$ 0.00	58.99%	\$ 0.00	\$ 210.891.076.33	30	331.659.91	11.822.244.82
	1.91%	30-01-21	PAGO TOTAL MES	\$ 0.00	58.99%	\$ 0.00	\$ 210.891.076.33	31	338.152.09	12.160.400.91
	1.81%	28-02-21	PAGO TOTAL MES	\$ 0.00	58.99%	\$ 0.00	\$ 210.891.076.33	28	300.785.99	12.461.186.91
	1.77%	30-03-21	PAGO TOTAL MES	\$ 0.00	58.99%	\$ 0.00	\$ 210.891.076.33	30	304.328.88	12.765.515.79
	1.76%	30-04-21	PAGO TOTAL MES	\$ 0.00	58.99%	\$ 0.00	\$ 210.891.076.33	31	312.728.49	13.078.244.28
	1.82%	30-05-21	PAGO TOTAL MES	\$ 0.00	58.99%	\$ 0.00	\$ 210.891.076.33	30	312.865.37	13.391.109.65
	1.81%	30-06-21	PAGO TOTAL MES	\$ 0.00	58.99%	\$ 0.00	\$ 210.891.076.33	31	336.152.09	13.727.261.74
	1.90%	30-07-21	PAGO TOTAL MES	\$ 0.00	58.99%	\$ 0.00	\$ 210.891.076.33	30	326.499.67	14.053.761.41
	1.89%	30-08-21	PAGO TOTAL MES	\$ 0.00	58.99%	\$ 0.00	\$ 210.891.076.33	31	353.230.13	14.407.001.54
	2.05%	30-09-21	PAGO TOTAL MES	\$ 0.00	58.99%	\$ 0.00	\$ 210.891.076.33	31	263.782.00	14.670.783.54
	2.23%	30-10-21	PAGO TOTAL MES	\$ 0.00	58.99%	\$ 0.00	\$ 210.891.076.33	30	380.938.48	15.051.722.02
	2.65%	30-11-21	PAGO TOTAL MES	\$ 0.00	58.99%	\$ 0.00	\$ 210.891.076.33	31	468.969.52	15.520.691.54
	3.08%	30-12-21	PAGO TOTAL MES	\$ 0.00	58.99%	\$ 0.00	\$ 210.891.076.33	30	526.471.64	16.047.163.18
	3.47%	30-01-22	PAGO TOTAL MES	\$ 0.00	58.99%	\$ 0.00	\$ 210.891.076.33	31	611.867.84	16.659.031.02
	4.31%	28-02-22	PAGO TOTAL MES	\$ 0.00	58.99%	\$ 0.00	\$ 210.891.076.33	28	708.228.68	17.367.259.70
	4.97%	30-03-22	PAGO TOTAL MES	\$ 0.00	58.99%	\$ 0.00	\$ 210.891.076.33	30	842.420.94	18.209.680.64
	5.97%	30-04-22	PAGO TOTAL MES	\$ 0.00	58.99%	\$ 0.00	\$ 210.891.076.33	31	1.041.163.43	19.250.844.07
	7.04%	30-05-22	PAGO TOTAL MES	\$ 0.00	58.99%	\$ 0.00	\$ 210.891.076.33	30	1.182.543.82	20.433.387.89
	7.72%	30-06-22	PAGO TOTAL MES	\$ 0.00	58.99%	\$ 0.00	\$ 210.891.076.33	31	1.338.190.27	21.771.578.16
	9.30%	30-07-22	PAGO TOTAL MES	\$ 0.00	58.99%	\$ 0.00	\$ 210.891.076.33	30	1.547.090.43	23.318.668.59
	10.57%	30-08-22	PAGO TOTAL MES	\$ 0.00	58.99%	\$ 0.00	\$ 210.891.076.33	31	1.807.403.41	25.126.072.00
	10.99%	30-09-22	PAGO TOTAL MES	\$ 0.00	58.99%	\$ 0.00	\$ 210.891.076.33	31	1.875.903.57	27.001.975.57
	11.62%	30-10-22	PAGO TOTAL MES	\$ 0.00	58.99%	\$ 0.00	\$ 210.891.076.33	30	1.970.974.17	28.972.949.74
	12.63%	30-11-22	PAGO TOTAL MES	\$ 0.00	58.99%	\$ 0.00	\$ 210.891.076.33	31	2.141.128.65	31.114.078.39
	13.42%	30-12-22	PAGO TOTAL MES	\$ 0.00	58.99%	\$ 0.00	\$ 210.891.076.33	30	2.194.102.06	33.308.180.45
	13.91%	30-01-23	PAGO TOTAL MES	\$ 0.00	58.99%	\$ 0.00	\$ 210.891.076.33	31	2.345.689.36	35.653.869.81
	14.39%	28-02-23	PAGO TOTAL MES	\$ 0.00	58.99%	\$ 0.00	\$ 210.891.076.33	28	2.264.772.91	37.918.642.72

CEDULA	FECHA	CONCEPTO	VALOR PAGADO (MESA)	PARTICIPACION	VALOR CUOTA PARTE	VALOR CUOTA PARTE ACUMULADO	TASA DE VONIA	INTERESES	INTERESES ACUMULADO
13.31%	30-03-23	PAGO TOTAL MES	\$ 0.00	58.99%	\$0.00	\$210.891.076.33	30	2.177.028.78	20.147.755.95
12.53%	30-04-23	PAGO TOTAL MES	\$ 0.00	58.99%	\$0.00	\$210.891.076.33	31	2.125.057.89	42.287.793.85
12.57%	30-05-23	PAGO TOTAL MES	\$ 0.00	58.99%	\$0.00	\$210.891.076.33	30	2.062.394.99	44.350.188.84
13.02%	30-06-23	PAGO TOTAL MES	\$ 0.00	58.99%	\$0.00	\$210.891.076.33	31	2.203.880.12	46.553.898.96
13.56%	30-07-23	PAGO TOTAL MES	\$ 0.00	58.99%	\$0.00	\$210.891.076.33	30	2.218.792.64	48.757.881.60
13.75%	30-08-23	PAGO TOTAL MES	\$ 0.00	58.99%	\$0.00	\$210.891.076.33	31	2.313.855.84	51.068.527.44
13.07%	30-09-23	PAGO TOTAL MES	\$ 0.00	58.99%	\$0.00	\$210.891.076.33	31	2.211.885.25	53.278.212.70
13.09%	30-10-23	PAGO TOTAL MES	\$ 0.00	58.99%	\$0.00	\$210.891.076.33	30	2.143.076.67	55.421.289.38
12.76%	30-11-23	PAGO TOTAL MES	\$ 0.00	58.99%	\$0.00	\$210.891.076.33	31	2.182.031.11	57.583.290.50
12.63%	30-12-23	PAGO TOTAL MES	\$ 0.00	58.99%	\$0.00	\$210.891.076.33	30	2.071.721.86	59.655.012.35
11.62%	30-01-24	PAGO TOTAL MES	\$ 0.00	58.99%	\$0.00	\$210.891.076.33	31	1.978.210.37	61.633.222.72

CONSOLIDADO DE LIQUIDACION DE CRÉDITO Y COSTAS

PENSIONADO		SILVA GOMEZ GUSTAVO JOSE	
CEDULA DE CIUDADANIA		72.273	
APLICA PARTIDA RESOLUCION No. 866 DEL 21 DE DICIEMBRE 2023.			
INTERESES LEY 1066 DE 2006 AL 30-05-19 Y ABONA A 30-06-19			\$ 9.470.306,78
TOTAL CAPITAL CUOTAS PARTES	CON CORTE A	30-12-18	\$ 210.891.076,33
INTERESES ANTES DE LEY 1066 DE 2006	CON CORTE A	28-07-06	\$ 0.00
INTERESES LEY 1066 DE 2006	CON CORTE A	30-01-24	\$ 61.633.222,72
COSTAS PROCESALES (5%)	PROCESO No.	19-026	\$ 13.626.214,95
TOTAL LIQUIDACIÓN DE CRÉDITO Y COSTAS			\$ 286.150.514,00

ELABORO: ARCHIVO
 APROBO: RALL FUEDA
 21/02/2024

ACTUALIZACION LIQUIDACION DE CREDITO Y COSTAS

PENSIONADO MORALES RODELO ANTONIO JOSE CEDULA DE CIUDADANIA 986.308

ENTIDAD : DEPARTAMENTO DEL CHOCO

PROCESO No. 10-119

CONSOLIDADO DE LIQUIDACION DE CRÉDITO Y COSTAS

PENSIONADO	MORALES RODELO ANTONIO JOSE		
CEDULA DE CIUDADANIA	986,308		
TOTAL CAPITAL CUOTAS PARTES	CON CORTE A	30-03-08	\$ 168,821,115,00
INTERESES ANTES DE LEY 1066 DE 2006	CON CORTE A	28-07-06	\$ 0,00
INTERESES LEY 1066 DE 2006	CON CORTE A	31-01-24	\$ 153,836,943,46
COSTAS PROCESALES (8%)	PROCESO No.	10-119	\$ 25,796,644,68
TOTAL LIQUIDACIÓN DE CRÉDITO Y COSTAS			\$ 348,254,703,14

 ELABORO: ABOGADO
 APROBO: RAUL RIVERA
 27/02/2024

Beneficiario	MORALES RODRIGO ANTONIO HERRERA	Número documento	96708	Tipo documento	CC
Entidad	GOBERNACION DEL CHOCHO	NIT Entidad	491648010	Concurrencia	9,18%
Tipo pensión	Vozes	Resolución	1502	Fecha resolución	01/05/1992
Efectividad	01/01/1992	Mesada	0,00	Estado	
Tipo cotizante	Causante	Fecha defunción	01/12/2012	Grupo profesional	E
Observación					

Entidades:

NIT	Nombre Entidad	Concurrencia	Fecha inicio
89030009	DEPARTAMENTO DE BOLIVAR	27,88%	01/01/1992
89040129	MUNICIPIO DE TURBACO	41,4%	30/03/2005
89060000	GOBERNACION DEL CHOCHO	9,18%	01/01/2004
89999000	CAJA NACIONAL DE PREVISION SOCIAL EKE EN LIQUIDACION	15,56%	
89999114	DEPARTAMENTO DE CUSHINAMARCA	5,00%	

Servizos:

Tipo de M.	Número de Documento	Nombre Prolatado	Genero	Porcentaje Sustitución %	Fecha Afiliación	Fecha Cesación	Fecha Inicio Pago	Tipo Pensión	Valor Mesada
CC	13121479	CASTELLANOS OSPINO ARACELY	Femenino	100,00	01/12/2014	01/01/2013	01/12/2014	Supervivencia	0,00

Periodo	Mesada	Valor Cuota Parte	Saldo Capital	Intereses	Saldo Interés	Total Saldo	DTP	Días
199701	6.101.947,53	560.159,00	560.159,00	0,00	0,00	560.159,00	0,00%	31
199702	182.359.550,00	16.740.607,00	17.300.766,00	0,00	0,00	17.300.766,00	0,00%	28
199703	6.101.947,53	560.159,00	17.860.925,00	0,00	0,00	17.860.925,00	0,00%	31
199704	6.101.947,53	560.159,00	18.421.084,00	0,00	0,00	18.421.084,00	0,00%	30
199705	6.101.947,53	560.159,00	18.981.243,00	0,00	0,00	18.981.243,00	0,00%	31
199706	8.682.022,53	797.010,00	19.778.253,00	0,00	0,00	19.778.253,00	0,00%	30
199707	6.101.947,53	560.159,00	20.338.412,00	0,00	0,00	20.338.412,00	0,00%	31
199708	6.101.947,53	560.159,00	20.898.571,00	0,00	0,00	20.898.571,00	0,00%	31
199709	6.101.947,53	560.159,00	21.458.730,00	0,00	0,00	21.458.730,00	0,00%	30
199710	6.101.947,53	560.159,00	22.018.889,00	0,00	0,00	22.018.889,00	0,00%	31
199711	6.101.947,53	560.159,00	22.579.048,00	0,00	0,00	22.579.048,00	0,00%	30
199712	12.235.895,06	1.120.318,00	23.699.366,00	0,00	0,00	23.699.366,00	0,00%	31
199801	7.230.807,82	663.788,00	24.363.154,00	0,00	0,00	24.363.154,00	0,00%	31
199802	7.230.807,82	663.788,00	25.026.942,00	0,00	0,00	25.026.942,00	0,00%	28
199803	7.230.807,82	663.788,00	25.690.730,00	0,00	0,00	25.690.730,00	0,00%	31
199804	7.230.807,82	663.788,00	26.354.518,00	0,00	0,00	26.354.518,00	0,00%	30
199805	7.230.807,82	663.788,00	27.018.306,00	0,00	0,00	27.018.306,00	0,00%	31
199806	7.230.807,82	663.788,00	27.682.094,00	0,00	0,00	27.682.094,00	0,00%	30
199807	10.288.187,82	944.425,00	28.626.544,00	0,00	0,00	28.626.544,00	0,00%	31
199808	7.230.807,82	663.788,00	29.290.332,00	0,00	0,00	29.290.332,00	0,00%	31
199809	7.230.807,82	663.788,00	29.954.120,00	0,00	0,00	29.954.120,00	0,00%	30
199810	7.230.807,82	663.788,00	30.617.908,00	0,00	0,00	30.617.908,00	0,00%	31
199811	7.230.807,82	663.788,00	31.281.696,00	0,00	0,00	31.281.696,00	0,00%	30
199812	16.209.034,02	1.493.497,00	32.775.193,00	0,00	0,00	32.775.193,00	0,00%	31
199901	7.230.807,82	663.788,00	33.438.981,00	0,00	0,00	33.438.981,00	0,00%	31
199902	8.388.510,77	770.065,00	34.209.046,00	0,00	0,00	34.209.046,00	0,00%	28
199903	8.388.510,77	770.065,00	35.079.111,00	0,00	0,00	35.079.111,00	0,00%	31
199904	8.388.510,77	770.065,00	35.949.176,00	0,00	0,00	35.949.176,00	0,00%	30
199905	8.388.510,77	770.065,00	36.819.241,00	0,00	0,00	36.819.241,00	0,00%	31
199906	8.388.510,77	770.065,00	37.689.306,00	0,00	0,00	37.689.306,00	0,00%	30
199907	11.935.410,77	1.095.671,00	38.784.977,00	0,00	0,00	38.784.977,00	0,00%	31
199908	8.388.510,77	770.065,00	39.555.042,00	0,00	0,00	39.555.042,00	0,00%	31
199909	8.388.510,77	770.065,00	40.325.107,00	0,00	0,00	40.325.107,00	0,00%	30
199910	8.388.510,77	770.065,00	41.095.172,00	0,00	0,00	41.095.172,00	0,00%	31
199911	8.388.510,77	770.065,00	41.865.237,00	0,00	0,00	41.865.237,00	0,00%	30
199912	16.777.823,24	1.540.131,00	43.405.368,00	0,00	0,00	43.405.368,00	0,00%	31
200001	8.388.510,77	770.065,00	44.175.429,00	0,00	0,00	44.175.429,00	0,00%	31
200002	10.066.212,93	924.678,00	45.100.107,00	0,00	0,00	45.100.107,00	0,00%	29
200003	9.227.361,85	847.072,00	45.947.179,00	0,00	0,00	45.947.179,00	0,00%	31
200004	9.227.361,85	847.072,00	46.794.251,00	0,00	0,00	46.794.251,00	0,00%	30
200005	9.227.361,85	847.072,00	47.641.323,00	0,00	0,00	47.641.323,00	0,00%	31
200006	13.128.861,85	1.200.236,00	48.841.559,00	0,00	0,00	48.841.559,00	0,00%	30
200007	9.227.361,85	847.072,00	49.688.631,00	0,00	0,00	49.688.631,00	0,00%	31
200008	9.227.361,85	847.072,00	50.535.703,00	0,00	0,00	50.535.703,00	0,00%	31
200009	9.227.361,85	847.072,00	51.382.775,00	0,00	0,00	51.382.775,00	0,00%	30

20000	9 227 361,85	847 072,00	51 940 527,00	0,00	0,00	51 940 527,00	0,00%	31
20001	9 227 361,85	847 072,00	52 787 599,00	0,00	0,00	52 787 599,00	0,00%	30
20002	18 454 723,70	1 694 144,00	54 481 743,00	0,00	0,00	54 481 743,00	0,00%	31
20003	9 227 361,85	847 072,00	55 328 815,00	0,00	0,00	55 328 815,00	0,00%	31
20004	18 063 096,70	1 015 539,00	56 344 454,00	0,00	0,00	56 344 454,00	0,00%	28
20005	10 145 484,35	931 355,00	57 275 509,00	0,00	0,00	57 275 509,00	0,00%	31
20006	10 145 484,35	931 355,00	58 207 164,00	0,00	0,00	58 207 164,00	0,00%	30
20007	10 145 484,35	931 355,00	59 138 519,00	0,00	0,00	59 138 519,00	0,00%	31
20008	14 435 484,35	1 325 177,00	60 463 696,00	0,00	0,00	60 463 696,00	0,00%	30
20009	10 145 484,35	931 355,00	61 395 051,00	0,00	0,00	61 395 051,00	0,00%	31
20010	10 145 484,35	931 355,00	62 326 406,00	0,00	0,00	62 326 406,00	0,00%	31
20011	10 145 484,35	931 355,00	63 257 761,00	0,00	0,00	63 257 761,00	0,00%	30
20012	10 145 484,35	931 355,00	64 189 116,00	0,00	0,00	64 189 116,00	0,00%	31
20013	20 290 968,70	1 862 711,00	65 051 827,00	0,00	0,00	65 051 827,00	0,00%	30
20014	10 145 484,35	931 355,00	66 983 182,00	0,00	0,00	66 983 182,00	0,00%	31
20015	10 145 484,35	931 355,00	67 914 537,00	0,00	0,00	67 914 537,00	0,00%	31
20016	10 145 484,35	931 355,00	68 845 892,00	0,00	0,00	68 845 892,00	0,00%	29
20017	10 145 484,35	931 355,00	69 777 247,00	0,00	0,00	69 777 247,00	0,00%	31
20018	17 409 083,75	1 230 954,00	71 008 291,00	0,00	0,00	71 008 291,00	0,00%	30
20019	10 961 384,20	1 006 255,00	72 014 456,00	0,00	0,00	72 014 456,00	0,00%	31
20020	15 396 384,20	1 431 748,00	73 446 204,00	0,00	0,00	73 446 204,00	0,00%	30
20021	10 961 384,20	1 006 255,00	74 452 459,00	0,00	0,00	74 452 459,00	0,00%	31
20022	10 961 384,20	1 006 255,00	75 458 714,00	0,00	0,00	75 458 714,00	0,00%	31
20023	10 961 384,20	1 006 255,00	76 464 969,00	0,00	0,00	76 464 969,00	0,00%	30
20024	10 961 384,20	1 006 255,00	77 471 224,00	0,00	0,00	77 471 224,00	0,00%	31
20025	10 961 384,20	1 006 255,00	78 477 479,00	0,00	0,00	78 477 479,00	0,00%	30
20026	21 922 768,40	2 012 510,00	80 489 989,00	0,00	0,00	80 489 989,00	0,00%	31
20027	10 961 384,20	1 006 255,00	81 496 244,00	0,00	0,00	81 496 244,00	0,00%	31
20028	12 592 438,16	1 155 986,00	82 652 236,00	0,00	0,00	82 652 236,00	0,00%	28
20029	11 776 911,18	1 081 120,00	83 732 350,00	0,00	0,00	83 732 350,00	0,00%	31
20030	11 776 911,18	1 081 120,00	84 814 470,00	0,00	0,00	84 814 470,00	0,00%	30
20031	11 776 911,18	1 081 120,00	85 895 590,00	0,00	0,00	85 895 590,00	0,00%	31
20032	16 776 911,18	1 538 264,00	87 433 874,00	0,00	0,00	87 433 874,00	0,00%	30
20033	11 776 911,18	1 081 120,00	88 514 994,00	0,00	0,00	88 514 994,00	0,00%	31
20034	11 776 911,18	1 081 120,00	89 596 114,00	0,00	0,00	89 596 114,00	0,00%	31
20035	14 776 911,18	1 081 120,00	90 677 234,00	0,00	0,00	90 677 234,00	0,00%	30
20036	11 776 911,18	1 081 120,00	91 758 354,00	0,00	0,00	91 758 354,00	0,00%	31
20037	11 776 911,18	1 081 120,00	92 839 474,00	0,00	0,00	92 839 474,00	0,00%	30
20038	23 553 822,36	2 162 241,00	93 901 715,00	0,00	0,00	93 901 715,00	0,00%	31
20039	11 776 911,18	1 081 120,00	95 982 835,00	0,00	0,00	95 982 835,00	0,00%	31
20040	13 621 175,48	1 250 424,00	97 333 259,00	0,00	0,00	97 333 259,00	0,00%	29
20041	12 699 043,33	1 165 772,00	98 499 031,00	0,00	0,00	98 499 031,00	0,00%	31
20042	12 699 043,33	1 165 772,00	99 664 803,00	0,00	0,00	99 664 803,00	0,00%	30
20043	12 699 043,33	1 165 772,00	100 830 575,00	0,00	0,00	100 830 575,00	0,00%	31
20044	18 069 043,01	1 638 718,00	102 469 143,00	0,00	0,00	102 469 143,00	0,00%	30
20045	12 699 043,00	1 165 772,00	103 635 895,00	0,00	0,00	103 635 895,00	0,00%	31
20046	12 699 043,00	1 165 772,00	104 802 647,00	0,00	0,00	104 802 647,00	0,00%	30
20047	12 699 043,00	1 165 772,00	105 969 399,00	0,00	0,00	105 969 399,00	0,00%	30
20048	12 699 043,00	1 165 772,00	107 136 151,00	0,00	0,00	107 136 151,00	0,00%	31
20049	12 699 043,00	1 165 772,00	108 302 903,00	0,00	0,00	108 302 903,00	0,00%	30
20050	25 398 086,00	2 331 546,00	110 640 717,00	0,00	0,00	110 640 717,00	0,00%	31
20051	13 532 608,00	1 242 293,00	111 892 613,00	0,00	0,00	111 892 613,00	0,00%	31
20052	13 532 608,00	1 242 293,00	113 134 509,00	0,00	0,00	113 134 509,00	0,00%	28
20053	13 532 608,00	1 242 293,00	114 376 405,00	0,00	0,00	114 376 405,00	0,00%	31
20054	13 532 608,00	1 242 293,00	115 618 301,00	0,00	0,00	115 618 301,00	0,00%	30
20055	13 532 608,00	1 242 293,00	116 860 197,00	0,00	0,00	116 860 197,00	0,00%	31
20056	19 235 108,00	1 767 689,00	118 628 904,00	0,00	0,00	118 628 904,00	0,00%	30
20057	13 532 608,00	1 242 293,00	119 871 800,00	0,00	0,00	119 871 800,00	0,00%	31
20058	13 532 608,00	1 242 293,00	121 113 696,00	0,00	0,00	121 113 696,00	0,00%	31
20059	13 532 608,00	1 242 293,00	122 355 592,00	0,00	0,00	122 355 592,00	0,00%	30
20060	13 532 608,00	1 242 293,00	123 597 488,00	0,00	0,00	123 597 488,00	0,00%	31
20061	13 532 608,00	1 242 293,00	124 839 384,00	0,00	0,00	124 839 384,00	0,00%	30
20062	27 065 216,00	2 484 587,00	127 324 956,00	0,00	0,00	127 324 956,00	0,00%	31
20063	14 471 771,00	1 328 509,00	128 653 465,00	0,00	0,00	128 653 465,00	0,00%	31
20064	14 471 771,00	1 328 509,00	129 981 974,00	0,00	0,00	129 981 974,00	0,00%	29
20065	14 471 771,00	1 328 509,00	131 310 483,00	0,00	0,00	131 310 483,00	0,00%	31
20066	14 471 771,00	1 328 509,00	132 638 992,00	0,00	0,00	132 638 992,00	0,00%	30
20067	14 471 771,00	1 328 509,00	133 967 501,00	0,00	0,00	133 967 501,00	0,00%	31
20068	35 063 542,00	3 218 833,00	137 186 334,00	719 519,88	719 519,88	137 905 853,88	6,51%	31
20069	14 471 771,00	1 328 509,00	138 514 843,00	721 401,44	1 440 921,42	139 955 764,42	6,37%	31
20070	14 471 771,00	1 328 509,00	139 843 352,00	719 286,45	2 160 147,87	141 013 500,87	6,42%	30

200680	14,471,771.00	1,328,509.00	841,171,761.00	746,984.55	2,892,112.43	144,062,873.43	6.42%	31
200681	14,471,771.00	1,328,509.00	842,590,270.00	752,241.21	3,648,403.64	148,144,073.64	6.66%	30
200682	28,943,542.00	2,657,017.00	845,157,297.00	792,738.16	4,437,141.90	149,594,428.90	6.75%	31
200781	15,383,348.00	1,412,891.00	848,598,478.00	834,485.36	5,251,627.39	151,821,103.16	6.81%	31
200782	15,383,348.00	1,412,891.00	847,891,669.00	741,563.18	5,993,190.34	153,074,838.14	6.9%	29
200783	15,383,348.00	1,412,891.00	849,393,860.00	934,092.48	6,807,282.82	156,301,142.82	7.52%	31
200784	15,383,348.00	1,412,891.00	850,896,051.00	884,911.26	7,792,194.98	158,598,243.98	7.45%	30
200785	15,383,348.00	1,412,891.00	852,298,242.00	942,323.04	8,734,516.33	160,952,738.13	7.61%	31
200786	21,888,848.00	2,068,796.00	154,227,530.00	988,240.30	9,702,756.43	163,930,954.43	8.02%	30
200787	15,383,348.00	1,412,891.00	855,679,829.00	1,046,751.68	10,749,508.10	166,309,337.10	8.29%	31
200788	15,383,348.00	1,412,891.00	857,552,420.00	1,087,621.79	11,836,525.85	168,888,533.85	8.54%	31
200789	15,383,348.00	1,412,891.00	858,464,211.00	1,103,227.88	12,899,763.77	171,403,974.77	8.89%	30
200790	15,383,348.00	1,412,891.00	859,876,402.00	1,112,995.77	14,052,759.54	173,928,161.54	8.99%	31
200791	35,766,696.00	2,824,383.00	362,700,795.00	1,076,308.01	15,149,667.36	177,849,832.36	8.67%	30
200792	15,383,348.00	1,412,891.00	864,112,476.00	1,192,647.02	16,341,714.38	180,454,690.38	8.98%	31
200801	18,369,421.00	1,592,713.00	165,655,869.00	1,221,025.14	17,562,739.72	183,178,429.72	9.12%	31
200802	18,369,421.00	1,592,713.00	167,118,442.00	1,174,278.79	18,737,018.52	185,855,440.52	9.3%	29
200803	18,369,421.00	1,592,713.00	168,621,115.00	1,304,853.91	20,011,872.45	188,662,987.45	9.59%	31
200804	0.00	0.00	168,621,115.00	1,299,414.45	21,341,268.90	189,962,481.90	9.79%	30
200805	0.00	0.00	168,621,115.00	1,316,587.06	22,657,873.96	191,278,358.96	9.99%	31
200806	0.00	0.00	168,621,115.00	1,294,325.36	23,952,199.32	192,573,314.32	9.75%	30
200807	0.00	0.00	168,621,115.00	1,319,220.84	25,271,420.16	193,892,535.16	9.61%	31
200808	0.00	0.00	168,621,115.00	1,265,249.87	26,636,661.03	195,257,776.03	9.96%	31
200809	0.00	0.00	168,621,115.00	1,315,940.24	27,932,603.26	196,575,716.26	9.92%	30
200810	0.00	0.00	168,621,115.00	1,373,116.56	29,325,719.42	197,946,834.42	10.02%	31
200811	0.00	0.00	168,621,115.00	1,342,603.12	30,668,512.04	199,289,437.04	10.11%	30
200812	0.00	0.00	168,621,115.00	1,386,233.97	32,054,556.91	200,675,993.91	10.12%	31
200901	0.00	0.00	168,621,115.00	1,320,751.55	33,384,368.45	202,005,423.45	9.69%	31
200902	0.00	0.00	168,621,115.00	1,116,034.58	34,500,343.03	203,321,458.03	8.98%	28
200903	0.00	0.00	168,621,115.00	1,128,453.41	35,628,798.44	204,249,913.44	8.17%	31
200904	0.00	0.00	168,621,115.00	955,924.20	36,584,722.64	205,205,837.64	7.12%	31
200905	0.00	0.00	168,621,115.00	863,878.31	37,448,400.95	206,069,315.95	6.2%	31
200906	0.00	0.00	168,621,115.00	746,362.64	38,194,703.99	206,815,818.99	5.52%	30
200907	0.00	0.00	168,621,115.00	720,711.78	38,915,415.37	207,536,530.37	5.15%	31
200908	0.00	0.00	168,621,115.00	711,134.30	39,526,549.67	208,247,664.67	5.08%	31
200909	0.00	0.00	168,621,115.00	662,462.79	40,289,512.45	208,910,627.45	4.89%	30
200910	0.00	0.00	168,621,115.00	619,267.53	40,908,879.98	209,529,797.98	4.81%	31
200911	0.00	0.00	168,621,115.00	597,824.67	41,508,534.64	210,127,619.64	4.4%	30
200912	0.00	0.00	168,621,115.00	579,193.47	42,085,698.28	210,708,813.28	4.12%	31
201001	0.00	0.00	168,621,115.00	568,148.19	42,651,846.24	211,274,961.24	4.04%	31
201002	0.00	0.00	168,621,115.00	568,094.21	43,181,940.59	211,783,035.59	4%	28
201003	0.00	0.00	168,621,115.00	552,948.26	43,784,888.76	212,316,003.76	3.92%	31
201004	0.00	0.00	168,621,115.00	533,743.36	44,248,632.02	212,869,747.02	3.92%	30
201005	0.00	0.00	168,621,115.00	511,418.97	44,760,050.91	213,381,165.91	3.63%	31
201006	0.00	0.00	168,621,115.00	482,819.20	45,245,870.18	213,863,985.18	3.54%	30
201007	0.00	0.00	168,621,115.00	496,163.99	45,739,034.17	214,396,149.17	3.52%	31
201008	0.00	0.00	168,621,115.00	493,388.70	46,232,422.93	214,893,537.93	3.5%	31
201009	0.00	0.00	168,621,115.00	473,419.74	46,705,842.68	215,376,957.68	3.47%	30
201010	0.00	0.00	168,621,115.00	466,448.55	47,192,291.22	215,813,466.22	3.45%	31
201011	0.00	0.00	168,621,115.00	469,289.62	47,661,690.84	216,292,795.84	3.44%	30
201012	0.00	0.00	168,621,115.00	493,388.76	48,135,069.60	216,776,184.60	3.5%	31
201101	0.00	0.00	168,621,115.00	490,613.04	48,645,682.65	217,266,797.65	3.48%	31
201102	0.00	0.00	168,621,115.00	440,583.34	49,086,248.59	217,707,381.59	3.46%	29
201103	0.00	0.00	168,621,115.00	505,873.42	49,592,122.01	218,213,277.01	3.59%	31
201104	0.00	0.00	168,621,115.00	599,642.68	50,101,704.69	218,722,879.69	3.74%	30
201105	0.00	0.00	168,621,115.00	546,034.34	50,647,799.03	219,268,934.03	3.88%	31
201106	0.00	0.00	168,621,115.00	527,895.56	51,205,604.59	219,826,719.59	4.1%	30
201107	0.00	0.00	168,621,115.00	591,600.09	51,797,214.88	220,415,329.88	4.21%	31
201108	0.00	0.00	168,621,115.00	638,176.99	52,427,391.66	221,048,566.66	4.49%	31
201109	0.00	0.00	168,621,115.00	625,773.29	53,053,166.95	221,674,281.95	4.81%	30
201110	0.00	0.00	168,621,115.00	663,796.24	53,714,993.19	222,336,968.19	4.72%	31
201111	0.00	0.00	168,621,115.00	688,145.30	54,405,098.49	223,024,213.49	5.08%	30
201112	0.00	0.00	168,621,115.00	716,607.86	55,149,766.33	223,740,821.33	5.12%	31
201201	0.00	0.00	168,621,115.00	717,973.93	55,837,682.30	224,458,797.30	5.17%	31
201202	0.00	0.00	168,621,115.00	689,467.41	56,527,149.71	225,149,264.71	5.27%	29
201203	0.00	0.00	168,621,115.00	740,409.28	57,276,558.99	225,897,673.99	5.16%	31
201204	0.00	0.00	168,621,115.00	736,703.07	58,018,264.05	226,637,379.05	5.47%	30
201205	0.00	0.00	168,621,115.00	761,692.18	58,777,956.24	227,399,071.24	5.58%	31
201206	0.00	0.00	168,621,115.00	737,065.24	59,515,021.48	228,136,136.48	5.49%	30
201207	0.00	0.00	168,621,115.00	769,327.89	60,275,149.57	228,896,464.57	5.44%	31
201208	0.00	0.00	168,621,115.00	736,234.30	61,034,383.67	229,652,698.67	5.61%	31

201209	0.00	0.00	168,621,115.00	719,895.63	61,751,476.50	230,372,945.80	5.32%	36
201210	0.00	0.00	168,621,115.00	757,598.85	62,509,077.75	231,430,492.75	5.42%	31
201211	0.00	0.00	168,621,115.00	718,573.55	63,227,651.29	231,848,766.29	5.31%	30
201212	0.00	0.00	168,621,115.00	730,283.44	63,957,934.73	232,579,049.73	5.22%	31
201412	0.00	0.00	168,621,115.00	699,527.82	64,567,402.65	233,188,577.65	4.34%	31
201501	0.00	0.00	168,621,115.00	627,425.34	65,194,057.89	233,834,002.89	4.47%	31
201502	0.00	0.00	168,621,115.00	564,120.92	65,739,608.91	234,380,123.91	4.49%	28
201503	0.00	0.00	168,621,115.00	619,167.53	66,378,176.44	234,999,291.44	4.41%	31
201504	0.00	0.00	168,621,115.00	612,471.99	66,990,646.34	235,621,763.34	4.51%	30
201505	0.00	0.00	168,621,115.00	620,544.13	67,611,192.47	236,232,307.47	4.42%	31
201506	0.00	0.00	168,621,115.00	597,824.67	68,209,017.13	236,830,132.13	4.4%	30
201507	0.00	0.00	168,621,115.00	634,303.53	68,843,520.67	237,464,433.67	4.52%	31
201508	0.00	0.00	168,621,115.00	627,425.34	69,470,746.01	238,091,891.01	4.47%	31
201509	0.00	0.00	168,621,115.00	596,156.82	70,069,902.82	238,691,817.82	4.41%	30
201510	0.00	0.00	168,621,115.00	601,786.24	70,731,699.06	239,323,804.06	4.72%	31
201511	0.00	0.00	168,621,115.00	666,941.75	71,398,430.82	240,029,745.82	4.92%	30
201512	0.00	0.00	168,621,115.00	753,617.13	72,131,647.94	240,752,762.94	5.24%	31
201601	0.00	0.00	168,621,115.00	801,205.29	72,932,853.23	241,553,968.23	5.74%	31
201602	0.00	0.00	168,621,115.00	814,164.56	73,747,017.24	242,368,132.79	6.25%	29
201603	0.00	0.00	168,621,115.00	883,996.41	74,621,014.23	243,252,129.23	6.35%	31
201604	0.00	0.00	168,621,115.00	894,647.61	75,525,661.81	244,146,776.81	6.65%	30
201605	0.00	0.00	168,621,115.00	948,838.59	76,474,502.40	245,095,615.40	6.83%	31
201606	0.00	0.00	168,621,115.00	928,575.85	77,403,076.26	246,029,745.82	6.91%	30
201607	0.00	0.00	168,621,115.00	1,006,708.19	78,409,776.64	247,030,891.64	7.20%	31
201608	0.00	0.00	168,621,115.00	997,295.59	79,407,072.15	248,028,187.15	7.19%	31
201609	0.00	0.00	168,621,115.00	963,728.96	80,370,801.32	249,091,916.12	7.89%	30
201610	0.00	0.00	168,621,115.00	983,850.21	81,354,051.33	249,975,766.33	7.07%	31
201611	0.00	0.00	168,621,115.00	941,605.82	82,296,256.33	250,913,371.33	7.01%	30
201612	0.00	0.00	168,621,115.00	969,966.51	83,257,323.36	251,878,138.16	6.92%	31
201701	0.00	0.00	168,621,115.00	983,866.70	84,230,663.66	252,843,999.66	6.94%	31
201702	0.00	0.00	168,621,115.00	958,147.87	85,071,581.73	253,692,696.73	6.78%	28
201703	0.00	0.00	168,621,115.00	924,554.08	85,996,135.84	254,617,210.81	6.65%	31
201704	0.00	0.00	168,621,115.00	878,962.86	86,875,098.61	255,496,211.01	6.57%	30
201705	0.00	0.00	168,621,115.00	858,811.53	87,734,710.13	256,352,821.13	6.17%	31
201706	0.00	0.00	168,621,115.00	894,237.82	88,538,947.97	257,160,002.97	5.96%	30
201707	0.00	0.00	168,621,115.00	788,952.22	89,327,903.19	257,949,016.19	5.65%	31
201708	0.00	0.00	168,621,115.00	778,417.24	90,107,316.43	258,728,431.43	5.58%	31
201709	0.00	0.00	168,621,115.00	746,302.64	90,853,621.06	259,474,746.06	5.52%	30
201710	0.00	0.00	168,621,115.00	763,058.36	91,686,672.42	260,237,702.42	5.46%	31
201711	0.00	0.00	168,621,115.00	723,896.19	92,346,536.63	260,961,651.63	5.35%	30
201712	0.00	0.00	168,621,115.00	738,483.09	93,079,019.60	261,700,134.68	5.38%	31
201801	0.00	0.00	168,621,115.00	728,916.42	93,807,936.10	262,429,051.10	5.21%	31
201802	0.00	0.00	168,621,115.00	640,949.73	94,348,883.43	263,070,000.43	5.07%	28
201803	0.00	0.00	168,621,115.00	701,530.97	95,130,436.40	263,791,651.60	5.01%	31
201804	0.00	0.00	168,621,115.00	664,209.22	95,814,725.62	264,435,940.62	4.9%	30
201805	0.00	0.00	168,621,115.00	659,040.13	96,473,765.75	265,094,900.75	4.71%	31
201806	0.00	0.00	168,621,115.00	624,445.47	97,098,211.23	265,719,326.23	4.4%	30
201807	0.00	0.00	168,621,115.00	641,178.72	97,739,389.94	266,360,909.94	4.57%	31
201808	0.00	0.00	168,621,115.00	635,078.81	98,375,068.75	266,996,183.75	4.53%	31
201809	0.00	0.00	168,621,115.00	615,133.51	98,996,202.26	267,611,317.76	4.53%	30
201810	0.00	0.00	168,621,115.00	621,820.61	99,612,122.88	268,231,277.88	4.61%	31
201811	0.00	0.00	168,621,115.00	600,408.85	100,212,011.73	268,833,726.73	4.42%	30
201812	0.00	0.00	168,621,115.00	637,053.97	100,840,665.70	269,470,790.70	4.54%	31
201901	0.00	0.00	168,621,115.00	639,803.93	101,469,669.62	270,109,194.62	4.56%	31
201902	0.00	0.00	168,621,115.00	579,023.73	102,068,493.56	270,699,608.26	4.57%	28
201903	0.00	0.00	168,621,115.00	658,429.01	102,706,922.36	271,328,037.36	4.55%	31
201904	0.00	0.00	168,621,115.00	616,463.14	103,323,386.50	271,944,301.50	4.54%	30
201905	0.00	0.00	168,621,115.00	631,552.62	103,958,939.62	272,576,014.12	4.5%	31
201906	0.00	0.00	168,621,115.00	643,992.56	104,568,741.85	273,199,856.85	4.52%	30
201907	0.00	0.00	168,621,115.00	627,425.34	105,196,167.22	273,817,292.22	4.47%	31
201908	0.00	0.00	168,621,115.00	629,929.61	105,818,087.83	274,439,262.83	4.43%	31
201909	0.00	0.00	168,621,115.00	628,478.60	106,426,566.44	275,047,681.44	4.43%	30
201910	0.00	0.00	168,621,115.00	619,167.53	107,045,733.96	275,666,949.96	4.41%	31
201911	0.00	0.00	168,621,115.00	680,828.77	107,647,354.73	276,268,669.73	4.43%	30
201912	0.00	0.00	168,621,115.00	674,343.33	108,281,858.27	276,902,977.27	4.52%	31
202001	0.00	0.00	168,621,115.00	637,053.97	108,938,912.24	277,540,037.24	4.54%	31
202002	0.00	0.00	168,621,115.00	593,382.10	109,594,584.34	278,125,619.34	4.46%	29
202003	0.00	0.00	168,621,115.00	633,352.62	110,136,056.96	278,757,171.96	4.5%	31
202004	0.00	0.00	168,621,115.00	617,794.66	110,757,831.61	279,374,966.61	4.53%	30
202005	0.00	0.00	168,621,115.00	602,639.87	111,356,490.48	279,977,605.48	4.29%	31
202006	0.00	0.00	168,621,115.00	512,322.42	111,864,832.90	280,499,927.90	3.76%	30

20207	0.00	0.00	168,621,115.00	471,169.27	112,536,952.17	280,963,197.17	3.34%	31
20208	0.00	0.00	168,621,115.00	394,548.92	112,734,531.09	281,355,646.99	3.70%	31
20209	0.00	0.00	168,621,115.00	327,655.85	113,062,196.14	281,683,361.14	3.70%	30
20210	0.00	0.00	168,621,115.00	288,953.84	113,350,279.98	281,972,354.98	3.03%	31
20211	0.00	0.00	168,621,115.00	269,226.82	113,619,466.09	282,240,581.00	1.89%	30
20212	0.00	0.00	168,621,115.00	275,997.23	113,893,483.23	282,514,366.23	1.87%	31
20213	0.00	0.00	168,621,115.00	271,372.51	114,164,625.84	282,782,748.84	1.87%	31
20214	0.00	0.00	168,621,115.00	232,344.35	114,396,829.18	283,017,935.18	1.89%	28
20215	0.00	0.00	168,621,115.00	251,454.62	114,608,274.80	283,269,389.80	1.73%	31
20216	0.00	0.00	168,621,115.00	241,972.63	114,890,247.44	283,511,362.44	1.76%	30
20218	0.00	0.00	168,621,115.00	258,499.27	115,148,747.80	283,769,862.01	1.82%	31
202166	0.00	0.00	168,621,115.00	262,487.28	115,411,364.29	284,032,379.29	1.97%	30
202107	0.00	0.00	168,621,115.00	268,764.61	115,680,929.20	284,302,044.20	1.9%	31
202108	0.00	0.00	168,621,115.00	282,428.73	115,963,357.95	284,584,472.95	1.99%	31
202109	0.00	0.00	168,621,115.00	281,474.04	116,234,831.99	284,863,946.99	2.05%	30
202110	0.00	0.00	168,621,115.00	314,745.46	116,559,577.46	285,180,692.46	2.22%	31
202111	0.00	0.00	168,621,115.00	362,875.06	116,922,452.54	285,543,367.54	2.69%	30
202112	0.00	0.00	168,621,115.00	534,965.72	117,457,418.26	286,078,333.26	3.9%	31
202201	0.00	0.00	168,621,115.00	489,225.00	117,946,643.27	286,567,758.27	3.47%	31
202202	0.00	0.00	168,621,115.00	546,714.31	118,493,357.57	287,114,472.57	4.32%	28
202203	0.00	0.00	168,621,115.00	696,672.16	119,189,429.73	287,810,344.73	4.97%	31
202204	0.00	0.00	168,621,115.00	865,351.96	119,944,981.69	288,616,696.69	5.97%	30
202205	0.00	0.00	168,621,115.00	977,123.27	120,772,094.94	289,592,219.94	7.04%	31
202206	0.00	0.00	168,621,115.00	1,033,792.06	122,005,897.00	290,627,912.00	7.72%	30
202207	0.00	0.00	168,621,115.00	1,278,343.81	123,244,244.81	291,865,359.81	9.3%	31
202208	0.00	0.00	168,621,115.00	1,445,127.77	124,729,372.58	293,350,487.58	11.57%	31
202209	0.00	0.00	168,621,115.00	1,434,381.21	125,199,673.79	294,881,788.79	11.99%	30
202210	0.00	0.00	168,621,115.00	1,579,107.87	127,799,783.66	296,380,896.66	11.6%	31
202211	0.00	0.00	168,621,115.00	1,636,466.39	129,436,242.05	298,037,357.05	12.61%	30
202212	0.00	0.00	168,621,115.00	1,813,107.12	131,229,148.18	299,850,464.18	13.42%	31
202301	0.00	0.00	168,621,115.00	1,875,519.76	133,184,968.94	301,723,983.94	13.91%	31
202302	0.00	0.00	168,621,115.00	1,748,060.48	134,852,929.41	303,478,844.41	14.39%	28
202303	0.00	0.00	168,621,115.00	1,799,062.52	136,651,997.63	305,273,896.63	13.31%	31
202304	0.00	0.00	168,621,115.00	1,644,029.43	138,296,027.06	306,917,336.06	12.57%	30
202305	0.00	0.00	168,621,115.00	1,704,252.70	140,060,373.76	308,621,388.76	12.57%	31
202306	0.00	0.00	168,621,115.00	1,764,844.54	141,795,118.30	310,326,233.30	13.02%	30
202307	0.00	0.00	168,621,115.00	1,833,513.84	143,538,632.15	312,159,747.15	13.56%	31
202308	0.00	0.00	168,621,115.00	1,850,074.94	145,188,767.09	314,009,822.09	13.71%	31
202309	0.00	0.00	168,621,115.00	1,711,036.55	147,059,743.64	315,729,858.64	13.07%	30
202310	0.00	0.00	168,621,115.00	1,770,934.93	148,870,678.57	317,481,793.57	13.09%	31
202311	0.00	0.00	168,621,115.00	1,672,605.50	150,543,354.07	319,164,359.07	12.76%	30
202312	0.00	0.00	168,621,115.00	1,711,961.18	152,235,245.25	320,876,366.25	12.63%	31
202401	0.00	0.00	168,621,115.00	1,581,698.71	153,836,943.46	322,458,603.46	11.62%	31
TOTALES	1,836,831,478.55	168,621,115.00		153,836,943.46				

SALDO TOTAL CAPITAL: 168,621,115.00
 SALDO TOTAL INTERESES: 153,836,943.46
 TOTAL LIQUIDACION CREDITO: 322,458,058.46



Previdente	MOLICA MAROLAN JORGE GUILLERMO	Número documento	30271	Tipo documento	CC
Entidad	MUNICIPIO DE TASCO	NIT Entidad	991856131	Concurrencia	16,42%
Tipo preste	Vista	Resolución	1226	Fecha resolución	01/05/1992
Efectividad	28/01/1992	Mesada	0,00	Estado	
Tipo cotizante	Cuasiest	Fecha defunción	01/01/1900	Grupo pensional	
Observación					

Entidades:

NIT	Nombre Entidad	Concurrencia	Fecha inicio
800187927	DEPARTAMENTO NORTE DE SANTANDER	3,82%	01/09/2017
901808208	DEPARTAMENTO DE BOYACÁ	1,23%	30/03/2018
991856131	MUNICIPIO DE TASCO	16,42%	01/01/2024
99999754	FONDO DE PREVISIÓN SOCIAL DEL CONGRESO DE LA REPUBLICA	15,6%	
90017911	UNIDAD DE GESTIÓN PENSIONAL Y PARAFISCALES UGPP	64,83%	

Sustentador:

Tipo de Id.	Número de Documento	Nombre Previdente	Genero	Porcentaje Sustentación %	Fecha Afiliación	Fecha Causación	Fecha Inicio Pago	Tipo Preste	Valor Mesada
CC	20102327	ARENAS DE MORCA LEONOR	Femenino	100,00	01/11/2003	01/01/1992	01/11/2003	Subsistencia	0,00

Periodo	Mesada	Valor Cuenta Parte	Saldo Capital	Intereses	Saldo Interés	Total Saldo	DTP	Días
201709	12.435.494,00	2.041.908,00	2.041.908,00	0,00	0,00	2.041.908,00	3,33%	31
201710	12.435.495,00	2.041.908,00	4.083.816,00	9.240,19	9.240,19	4.093.056,19	5,46%	31
201711	0,00	2.041.908,00	6.125.724,00	17.531,07	26.771,25	6.152.495,25	5,19%	30
201712	24.870.989,99	4.083.816,00	10.209.540,00	26.827,36	53.599,11	10.263.139,11	5,28%	31
201801	12.944.106,00	2.125.422,00	12.334.962,00	44.133,36	97.732,98	12.432.694,98	5,21%	31
201802	12.944.106,00	2.125.422,00	14.460.384,00	46.806,69	144.619,66	14.605.003,66	5,07%	28
201803	12.944.106,00	2.125.422,00	16.585.806,00	60.162,67	204.782,33	16.790.588,33	5,01%	31
201804	0,00	0,00	16.585.806,00	65.340,41	270.122,74	16.855.928,74	4,9%	30
201805	0,00	0,00	16.585.806,00	64.824,10	334.946,84	16.920.752,84	4,7%	31
201806	0,00	0,00	16.585.806,00	61.421,32	396.368,16	16.982.174,16	4,6%	30
201807	0,00	0,00	16.585.806,00	63.067,23	459.435,35	17.045.241,39	4,57%	31
201808	0,00	0,00	16.585.806,00	62.526,25	521.961,63	17.107.767,63	4,53%	31
201809	0,00	0,00	16.585.806,00	60.595,34	582.467,01	17.168.273,01	4,51%	30
201810	0,00	0,00	16.585.806,00	61.172,87	640.639,98	17.229.443,98	4,43%	31
201811	0,00	0,00	16.585.806,00	59.064,91	702.704,90	17.288.518,90	4,42%	30
201812	0,00	0,00	16.585.806,00	62.661,51	768.266,41	17.353.172,41	4,59%	31
201901	0,00	0,00	16.585.806,00	62.932,00	828.298,41	17.414.194,41	4,50%	31
201902	0,00	0,00	16.585.806,00	56.953,54	889.251,94	17.471.051,94	4,57%	28
201903	0,00	0,00	16.585.806,00	62.796,76	949.048,74	17.533.354,74	4,55%	31
201904	0,00	0,00	16.585.806,00	60.636,23	1.009.685,01	17.594.491,01	4,54%	30
201905	0,00	0,00	16.585.806,00	62.120,71	1.070.805,79	17.656.611,79	4,3%	31
201906	0,00	0,00	16.585.806,00	60.374,41	1.131.179,88	17.716.968,88	4,52%	30
201907	0,00	0,00	16.585.806,00	61.714,43	1.192.894,39	17.778.708,31	4,47%	31
201908	0,00	0,00	16.585.806,00	61.172,57	1.254.667,26	17.839.873,26	4,43%	31
201909	0,00	0,00	16.585.806,00	59.850,80	1.313.918,07	17.899.724,07	4,40%	30
201910	0,00	0,00	16.585.806,00	60.902,13	1.374.820,25	17.960.616,25	4,41%	31
201911	0,00	0,00	16.585.806,00	59.955,92	1.434.616,17	18.019.822,17	4,43%	30
201912	0,00	0,00	16.585.806,00	62.208,57	1.496.407,34	18.082.213,14	4,52%	31
202001	0,00	0,00	16.585.806,00	62.661,51	1.559.668,55	18.144.874,65	4,54%	31
202002	0,00	0,00	16.585.806,00	57.599,65	1.616.668,30	18.202.674,30	4,46%	29
202003	0,00	0,00	16.585.806,00	62.120,39	1.678.788,69	18.264.594,69	4,5%	31
202004	0,00	0,00	16.585.806,00	60.767,14	1.739.555,83	18.325.363,83	4,55%	30
202005	0,00	0,00	16.585.806,00	59.276,79	1.798.832,32	18.384.616,22	4,29%	31
202006	0,00	0,00	16.585.806,00	58.392,74	1.849.224,96	18.443.016,96	3,76%	30
202007	0,00	0,00	16.585.806,00	46.344,86	1.895.569,82	18.481.373,82	3,34%	31
202008	0,00	0,00	16.585.806,00	38.600,31	1.934.378,20	18.520.184,20	2,71%	31
202009	0,00	0,00	16.585.806,00	32.228,60	1.966.606,80	18.552.412,80	2,39%	30
202010	0,00	0,00	16.585.806,00	28.333,37	1.994.940,18	18.580.746,18	2,07%	31
202011	0,00	0,00	16.585.806,00	26.481,44	2.021.421,62	18.607.227,62	1,96%	30
202012	0,00	0,00	16.585.806,00	26.916,77	2.048.371,39	18.634.177,39	1,93%	31
202101	0,00	0,00	16.585.806,00	26.671,90	2.075.044,30	18.660.851,40	1,91%	31
202102	0,00	0,00	16.585.806,00	32.818,96	2.097.383,25	18.683.689,25	1,81%	28
202103	0,00	0,00	16.585.806,00	24.733,42	2.122.616,68	18.706.422,68	1,77%	31
202104	0,00	0,00	16.585.806,00	21.800,76	2.146.417,44	18.732.223,44	1,76%	31
202105	0,00	0,00	16.585.806,00	23.426,35	2.171.843,81	18.757.649,81	1,82%	31

202106	0,00	0,00	16.585.806,00	23.811,73	2.497.655,54	18.783.461,51	1,07%	30
202107	0,00	0,00	16.585.806,00	26.534,43	2.224.189,99	18.809.995,99	1,13%	31
202108	0,00	0,00	16.585.806,00	27.730,05	2.251.970,07	18.837.776,07	1,14%	31
202109	0,00	0,00	16.585.806,00	27.686,16	2.279.656,25	18.865.462,25	1,15%	30
202110	0,00	0,00	16.585.806,00	30.958,80	2.340.615,05	18.916.421,05	1,17%	31
202111	0,00	0,00	16.585.806,00	33.692,89	2.346.307,94	18.932.113,94	1,17%	30
202112	0,00	0,00	16.585.806,00	32.619,97	2.398.927,91	18.984.733,91	1,18%	31
202201	0,00	0,00	16.585.806,00	48.120,63	2.447.048,70	19.032.854,70	1,19%	31
202202	0,00	0,00	16.585.806,00	53.775,58	2.500.824,33	19.086.630,33	1,20%	29
202203	0,00	0,00	16.585.806,00	68.466,62	2.569.290,95	19.155.996,95	1,21%	31
202204	0,00	0,00	16.585.806,00	79.235,20	2.646.326,16	19.234.322,16	1,22%	30
202205	0,00	0,00	16.585.806,00	96.111,19	2.744.637,35	19.330.441,35	1,23%	31
202206	0,00	0,00	16.585.806,00	101.685,22	2.846.322,37	19.432.126,57	1,24%	30
202207	0,00	0,00	16.585.806,00	123.740,06	2.972.062,63	19.557.868,63	1,25%	31
202208	0,00	0,00	16.585.806,00	142.144,77	3.114.207,39	19.700.013,39	1,26%	31
202209	0,00	0,00	16.585.806,00	142.751,99	3.256.919,30	19.842.765,30	1,27%	20
202210	0,00	0,00	16.585.806,00	155.323,23	3.412.282,62	19.998.088,62	1,28%	31
202211	0,00	0,00	16.585.806,00	162.931,73	3.575.214,35	20.161.929,35	1,29%	30
202212	0,00	0,00	16.585.806,00	178.339,72	3.753.554,08	20.339.360,08	1,30%	31
202301	0,00	0,00	16.585.806,00	184.478,72	3.938.032,79	20.523.838,79	1,31%	28
202302	0,00	0,00	16.585.806,00	171.941,67	4.109.974,44	20.695.780,44	1,32%	28
202303	0,00	0,00	16.585.806,00	176.959,23	4.296.932,69	20.872.756,69	1,33%	31
202304	0,00	0,00	16.585.806,00	181.709,01	4.488.643,69	21.054.447,69	1,34%	30
202305	0,00	0,00	16.585.806,00	187.632,65	4.685.274,34	21.242.090,34	1,35%	31
202306	0,00	0,00	16.585.806,00	187.690,87	4.783.963,21	21.369.771,21	1,36%	30
202307	0,00	0,00	16.585.806,00	180.346,96	4.964.312,17	21.550.118,17	1,37%	31
202308	0,00	0,00	16.585.806,00	181.973,93	5.146.288,10	21.732.094,10	1,38%	31
202309	0,00	0,00	16.585.806,00	188.299,92	5.314.389,02	21.900.994,02	1,39%	30
202310	0,00	0,00	16.585.806,00	174.191,61	5.488.779,63	22.074.985,63	1,40%	31
202311	0,00	0,00	16.585.806,00	164.519,79	5.663.299,42	22.239.105,42	1,41%	30
202312	0,00	0,00	16.585.806,00	168.390,87	5.871.690,28	22.407.496,28	1,42%	31
202401	0,00	0,00	16.585.806,00	153.579,02	5.977.268,31	22.563.874,31	1,43%	31
TOTALES	0,00	0,00	16.585.806,00	5.977.268,31				

SALDO TOTAL CAPITAL: 16.585.806,00
SALDO TOTAL INTERESES: 5.977.268,31
TOTAL LIQUIDACIÓN CREDITO: 22.563.874,31

81

71

ACTUALIZACION LIQUIDACION DE CREDITO Y COSTAS

PENSIONADO VILLABONA JAIMES MIGUEL CEDULA DE CIUDADANIA 55.787

ENTIDAD MUNICIPIO DE GUACA - SANTANDER

PROCESO No. 20-042

CONSOLIDADO DE LIQUIDACION DE CRÉDITO Y COSTAS

PENSIONADO	VILLABONA JAIMES MIGUEL		
CEDULA DE CIUDADANIA	55,787		
TOTAL CAPITAL CUOTAS PARTES	CON CORTE A	30-12-18	\$ 37,627,985,00
INTERESES ANTES DE LEY 1066 DE 2006	CON CORTE A	28-07-06	\$ 0,00
INTERESES LEY 1066 DE 2006	CON CORTE A	31-01-24	\$ 12,922,546,19
COSTAS PROCESALES (8%)	PROCESO No.	20-042	\$ 4,044,042,50
TOTAL LIQUIDACIÓN DE CRÉDITO Y COSTAS			\$ 54,594,573,69

ELABORO ABONOMO

APROBO RAUL RUEDA

21/02/2024

Previdente	VILLARONA JAIMES MIGUEL	Número documento	55787	Tipo documento	CC
Entidad	MUNICIPIO DE GUACA	NIT Entidad	990206360	Concurrencia	0%
Tipo pensión	Vozes	Resolución	2110	Fecha resolución	20/07/1996
Efectividad	28/07/1966	Mesada	0,00	Estado	
Tipo cesante	Cesante	Fecha defunción	01/01/1900	Grupo pensional	
Observación					

Entidades:

NIT	Nombre Entidad	Concurrencia	Fecha inicio	Fecha corte de capital	Fecha corte de intereses
000102001	MUNICIPIO DE TAME	5,22%	01/08/2017	30/12/2018	31/01/2020
000102038	DEPARTAMENTO DEL ARAUCA	25,35%			
000206255	DEPARTAMENTO DE SANTANDER	26,26%			
990206360	MUNICIPIO DE GUACA	0%			
999999734	FONDO DE PREVISIÓN SOCIAL DEL CONGRESO DE LA REPUBLICA	32,83%			

Sustentado:

Tipo de Id.	Número de Documento	Nombre Pensionado	Genero	Porcentaje Sustentación %	Fecha Afiliación	Fecha Cesantía	Fecha Inicio Pago	Tipo Pensión	Valor Mesada
CC	24247132	ROBLES DE VILLARONA ALDRA	Femenino	0,00/0	01/01/2006	20/07/1996	01/01/2006	Subsistencia	0,00

Periodo	Mesada	Valor Costa Parte	Saldo Capital	Intereses	Saldo Interés	Total Saldo	DTP	Días
201708	18.442.925,00	1.844.293,00	1.844.293,00	0,00	0,00	1.844.293,00	5,50%	31
201709	18.442.925,00	1.844.293,00	3.688.586,00	8.162,88	8.162,88	3.696.748,88	5,52%	30
201710	18.442.925,00	1.844.293,00	5.532.879,00	16.691,85	24.854,74	5.557.733,74	5,46%	31
201711	18.442.925,00	1.844.293,00	7.377.172,00	23.351,62	48.206,36	7.425.378,36	5,35%	30
201712	16.985.950,00	3.608.595,00	11.065.737,00	37.308,63	80.914,79	11.146.651,79	5,20%	31
201801	19.197.241,00	1.919.724,00	12.985.461,00	47.433,12	128.349,91	13.114.230,91	5,21%	31
201802	19.197.241,00	1.919.724,00	14.905.205,00	49.359,39	178.109,30	15.083.314,30	5,07%	28
201803	19.551.059,00	1.955.105,00	16.858.310,00	62.403,35	240.122,66	17.098.432,66	5,01%	31
201804	20.195.058,00	2.019.507,00	18.876.177,00	96.412,55	306.536,60	19.184.713,60	4,95%	30
201805	19.551.059,00	1.955.105,00	20.831.267,00	73.783,62	399.320,22	21.231.600,22	4,7%	31
201806	31.249.692,00	3.124.969,00	23.956.250,00	77.143,36	457.463,59	24.413.713,59	4,6%	30
201807	19.551.059,00	1.955.105,00	25.909.355,00	99.093,20	548.556,79	26.457.911,79	4,57%	31
201808	19.551.058,00	1.955.105,00	27.862.460,00	97.674,77	646.231,56	28.508.691,56	4,53%	31
201809	19.551.058,00	1.955.105,00	29.815.565,00	103.642,86	747.874,42	30.563.439,42	4,57%	30
201810	19.551.058,00	1.955.105,00	31.768.670,00	109.967,93	857.842,34	32.626.512,34	4,43%	31
201811	19.551.058,00	1.955.105,00	33.721.775,00	113.133,71	970.976,05	34.692.751,05	4,42%	30
201812	39.962.100,00	3.996.210,00	37.627.985,00	127.401,33	1.098.377,60	38.726.362,60	4,54%	31
201901	0,00	0,00	37.627.985,00	142.772,94	1.241.150,54	38.869.135,54	4,56%	31
201902	0,00	0,00	37.627.985,00	129.369,79	1.370.520,33	38.998.505,33	4,57%	28
201903	0,00	0,00	37.627.985,00	142.066,13	1.512.586,46	39.140.571,46	4,53%	31
201904	0,00	0,00	37.627.985,00	137.564,64	1.650.391,08	39.278.376,08	4,54%	30
201905	0,00	0,00	37.627.985,00	140.931,65	1.791.322,74	39.419.307,74	4,5%	31
201906	0,00	0,00	37.627.985,00	136.916,75	1.928.253,49	39.556.278,49	4,52%	30
201907	0,00	0,00	37.627.985,00	140.010,65	2.068.364,14	39.696.269,14	4,47%	31
201908	0,00	0,00	37.627.985,00	138.792,26	2.207.096,40	39.835.071,40	4,43%	31
201909	0,00	0,00	37.627.985,00	135.792,66	2.342.869,06	39.970.850,06	4,46%	30
201910	0,00	0,00	37.627.985,00	138.107,91	2.481.036,96	40.109.021,96	4,43%	31
201911	0,00	0,00	37.627.985,00	134.296,96	2.615.333,92	40.243.365,92	4,43%	30
201912	0,00	0,00	37.627.985,00	141.543,52	2.756.879,44	40.394.864,44	4,52%	31
202001	0,00	0,00	37.627.985,00	142.139,29	2.899.038,73	40.527.023,73	4,54%	31
202002	0,00	0,00	37.627.985,00	130.973,51	3.029.714,24	40.657.689,24	4,46%	29
202003	0,00	0,00	37.627.985,00	140.931,65	3.170.645,90	40.798.630,90	4,3%	31
202004	0,00	0,00	37.627.985,00	137.861,55	3.308.507,44	40.936.482,44	4,55%	30
202005	0,00	0,00	37.627.985,00	136.479,52	3.442.986,96	41.070.979,96	4,59%	31
202006	0,00	0,00	37.627.985,00	114.325,30	3.557.312,27	41.185.292,27	5,76%	30
202007	0,00	0,00	37.627.985,00	105.141,93	3.662.454,20	41.290.439,20	5,34%	31
202008	0,00	0,00	37.627.985,00	88.044,02	3.750.498,22	41.378.493,22	2,79%	31
202009	0,00	0,00	37.627.985,00	73.116,58	3.823.614,80	41.453.599,80	2,39%	30
202010	0,00	0,00	37.627.985,00	64.279,53	3.887.894,33	41.543.874,33	2,03%	31
202011	0,00	0,00	37.627.985,00	60.376,08	3.947.972,41	41.575.937,41	1,96%	30
202012	0,00	0,00	37.627.985,00	61.144,53	4.009.112,94	41.637.050,94	1,89%	31
202101	0,00	0,00	37.627.985,00	60.512,44	4.069.625,42	41.697.610,42	1,91%	31
202102	0,00	0,00	37.627.985,00	51.814,42	4.121.439,84	41.749.424,84	1,81%	28
202103	0,00	0,00	37.627.985,00	56.112,17	4.177.552,21	41.805.537,21	1,77%	31
202104	0,00	0,00	37.627.985,00	53.968,46	4.231.548,67	41.859.533,67	1,70%	30

202095	0,00	0,00	37.627.985,00	37.684,46	4.289.233,13	81.917.218,13	1,82%	31
202096	0,00	0,00	37.627.985,00	38.558,70	4.342.798,83	81.975.776,83	1,86%	31
202097	0,00	0,00	37.627.985,00	60.198,11	4.407.990,16	82.035.975,16	1,95%	31
202098	0,00	0,00	37.627.985,00	63.024,26	4.471.014,44	82.099.999,44	1,99%	31
202099	0,00	0,00	37.627.985,00	62.511,24	4.533.825,68	82.161.810,68	2,03%	30
202100	0,00	0,00	37.627.985,00	79.235,80	4.604.063,48	82.232.046,48	2,22%	31
202101	0,00	0,00	37.627.985,00	80.973,90	4.685.807,44	82.311.022,44	2,69%	30
202102	0,00	0,00	37.627.985,00	119.378,18	4.804.415,63	82.432.402,63	3,35%	31
202201	0,00	0,00	37.627.985,00	109.171,09	4.913.588,72	82.541.571,72	3,47%	31
202202	0,00	0,00	37.627.985,00	121.999,89	5.015.588,61	82.663.571,61	4,31%	28
202203	0,00	0,00	37.627.985,00	135.329,26	5.199.915,87	82.818.902,87	4,97%	31
202204	0,00	0,00	37.627.985,00	179.750,80	5.338.675,66	82.968.602,66	5,97%	30
202205	0,00	0,00	37.627.985,00	218.046,11	5.585.721,78	83.216.706,78	7,04%	31
202206	0,00	0,00	37.627.985,00	216.691,82	5.819.413,60	83.447.398,60	7,75%	30
202207	0,00	0,00	37.627.985,00	285.264,70	6.184.678,50	83.732.402,50	9,35%	31
202208	0,00	0,00	37.627.985,00	332.480,83	6.427.166,13	84.065.145,13	10,57%	31
202209	0,00	0,00	37.627.985,00	321.839,44	6.751.019,57	84.379.504,57	10,99%	30
202210	0,00	0,00	37.627.985,00	352.379,64	7.183.599,21	84.751.364,21	11,45%	31
202211	0,00	0,00	37.627.985,00	369.640,94	7.473.040,15	85.101.925,15	12,67%	30
202212	0,00	0,00	37.627.985,00	404.506,82	7.877.616,97	85.505.621,97	13,42%	31
202201	0,00	0,00	37.627.985,00	418.524,27	8.296.161,24	85.924.146,24	13,91%	31
202202	0,00	0,00	37.627.985,00	390.081,59	8.686.242,84	86.314.227,84	14,35%	28
202203	0,00	0,00	37.627.985,00	401.482,69	9.097.705,53	86.715.690,53	13,31%	31
202204	0,00	0,00	37.627.985,00	366.398,92	9.454.572,48	87.082.557,48	12,53%	30
202205	0,00	0,00	37.627.985,00	360.303,84	9.834.876,32	87.462.663,32	12,57%	31
202206	0,00	0,00	37.627.985,00	389.437,91	10.215.316,23	87.843.301,23	13,07%	30
202207	0,00	0,00	37.627.985,00	409.150,61	10.624.496,84	88.252.451,84	13,59%	31
202208	0,00	0,00	37.627.985,00	412.846,23	11.037.313,07	88.665.288,07	13,71%	31
202209	0,00	0,00	37.627.985,00	381.819,66	11.479.132,74	89.047.117,74	13,07%	30
202210	0,00	0,00	37.627.985,00	399.186,03	11.814.218,79	89.442.302,79	12,09%	31
202211	0,00	0,00	37.627.985,00	371.241,73	12.187.562,52	89.815.547,52	12,70%	30
202212	0,00	0,00	37.627.985,00	382.026,09	12.549.588,52	90.197.573,52	12,63%	31
202301	0,00	0,00	37.627.985,00	352.957,67	12.922.546,19	90.599.531,19	11,82%	31
TOTALES	338.279.830,00	37.627.985,00		12.922.546,19				

73

SALDO TOTAL CAPITAL: 37.627.985,00
SALDO TOTAL INTERESES: 12.922.546,19
TOTAL LIQUIDACION CREDITO: 50.550.531,19

ACTUALIZACION LIQUIDACION DE CREDITO Y COSTAS

PENSIONADO NAVARRO CRIADO NELSON CEDULA DE CIUDADANIA 8.278,785

ENTIDAD : MUNICIPIO DE EL BAGRE - ANTIOQUIA

PROCESO No. 20-054

CONSOLIDADO DE LIQUIDACION DE CRÉDITO Y COSTAS

PENSIONADO	NAVARRO CRIADO NELSON		
CEDULA DE CIUDADANIA	8,278,785		
TOTAL CAPITAL CUOTAS PARTES	CON CORTE A	30-12-18	\$ 1,156,466,00
INTERESES ANTES DE LEY 1066 DE 2006	CON CORTE A	28-07-06	\$ 0,00
INTERESES LEY 1066 DE 2006	CON CORTE A	31-01-24	\$ 397,161,18
COSTAS PROCESALES (8%)	PROCESO No.	20-054	\$ 124,290,17
TOTAL LIQUIDACIÓN DE CRÉDITO Y COSTAS			\$ 1,677,917,35

Prestitado	NAVARRO CRIADO NELSON	Número documento	8278785	Tipo documento	CC
Entidad	MUNICIPIO DE EL BAGRE	NIT Entidad	890964221	Concurrencia	2,47%
Tipo prestación	Voto	Resolución	01819 Y 1219	Fecha resolución	02/07/2005
Efectividad	12/07/2005	Mesada	0,00	Estado	
Tipo contrato	Causante	Fecha delimitación	05/30/1900	Grupo prestacional	E
Observación					

Entidades:

NIT	Nombre Entidad	Concurrencia	Fecha inicio	Fecha corte de capital	Fecha corte de intereses
890900286	DEPARTAMENTO DE ANTIOQUIA	32,4%	01/06/2017	30/12/2018	
890941150	MUNICIPIO DE ZARAGOZA	1,47%			
890943567	MUNICIPIO DE CACERES	9,24%			
890944221	MUNICIPIO DE EL BAGRE	2,48%			
890996911	MINISTERIO DE DEFENSA	5,0%			
890999110	CAJA NACIONAL DE PREVISION SOCIAL EICE EN LIQUIDACION	11,03%			
890999826	MINISTERIO DE AGRICULTURA	1,2%			
890999734	FONDO DE PREVISION SOCIAL DEL CONGRESO DE LA REPUBLICA	36,46%			

Sustitutos:

El prestatario no tiene sustitutos

Periodo	Mesada	Valor Cuota Parte	Saldo Capital	Intereses	Saldo Interés	Total Saldo	DIF	Días
201708	2.204.468,00	56.214,00	56.214,00	0,00	0,00	56.214,00	5,38%	31
201709	2.204.468,00	56.214,00	112.428,00	248,90	248,90	112.676,90	5,52%	31
201710	2.204.468,00	56.214,00	168.642,00	508,77	757,57	169.399,57	5,46%	31
201711	2.204.468,00	56.214,00	224.856,00	721,95	1.481,51	226.337,51	5,35%	31
201712	4.408.936,00	112.428,00	337.284,00	968,77	2.450,28	339.734,28	5,26%	31
201801	2.294.631,00	58.513,00	395.797,00	1.458,01	3.924,29	399.721,29	5,21%	31
201802	2.294.631,00	58.513,00	454.310,00	1.594,47	5.428,77	459.738,77	5,07%	28
201803	2.294.631,00	58.513,00	512.823,00	1.890,16	7.318,93	520.141,93	5,01%	31
201804	2.294.631,00	58.513,00	571.336,00	2.020,29	9.339,22	580.675,22	4,9%	31
201805	2.294.631,00	58.513,00	629.849,00	2.251,01	11.572,23	641.421,23	4,7%	31
201806	4.589.262,00	117.026,00	746.875,00	2.332,49	13.904,72	760.779,72	4,6%	31
201807	2.294.631,00	58.513,00	805.388,00	2.439,98	16.344,69	822.132,68	4,57%	31
201808	2.294.631,00	58.513,00	863.901,00	3.016,20	19.360,90	883.261,90	4,33%	31
201809	2.294.631,00	58.513,00	922.414,00	3.151,53	22.512,43	945.366,43	4,35%	31
201810	2.294.631,00	58.513,00	980.927,00	3.402,11	26.314,54	1.007.241,54	4,43%	31
201811	2.294.631,00	58.513,00	1.039.440,00	3.493,25	29.827,79	1.069.267,79	4,42%	31
201812	4.589.262,00	117.026,00	1.156.466,00	3.927,03	33.754,82	1.190.220,82	4,54%	31
201901	0,00	0,00	1.156.466,00	4.208,01	38.142,83	1.194.608,83	4,56%	31
201902	0,00	0,00	1.156.466,00	3.971,16	42.113,99	1.198.579,99	4,57%	28
201903	0,00	0,00	1.156.466,00	4.378,54	46.492,57	1.202.958,57	4,55%	31
201904	0,00	0,00	1.156.466,00	4.227,94	50.720,51	1.207.186,51	4,54%	30
201905	0,00	0,00	1.156.466,00	4.331,42	55.051,93	1.211.517,93	4,5%	31
201906	0,00	0,00	1.156.466,00	4.201,69	59.261,62	1.215.727,62	4,52%	30
201907	0,00	0,00	1.156.466,00	4.303,12	63.564,73	1.220.030,73	4,47%	31
201908	0,00	0,00	1.156.466,00	4.265,36	67.810,10	1.224.295,10	4,43%	31
201909	0,00	0,00	1.156.466,00	4.173,17	72.001,27	1.228.468,27	4,48%	30
201910	0,00	0,00	1.156.466,00	4.246,48	76.249,75	1.232.715,75	4,41%	31
201911	0,00	0,00	1.156.466,00	4.127,51	80.577,26	1.236.943,26	4,43%	31
201912	0,00	0,00	1.156.466,00	4.350,29	84.927,54	1.241.193,54	4,52%	31
202001	0,00	0,00	1.156.466,00	4.369,15	89.296,70	1.245.562,70	4,54%	31
202002	0,00	0,00	1.156.466,00	4.016,21	93.712,90	1.249.978,90	4,48%	28
202003	0,00	0,00	1.156.466,00	4.331,42	97.444,33	1.254.910,33	4,5%	31
202004	0,00	0,00	1.156.466,00	4.237,06	101.461,39	1.259.947,39	4,53%	30
202005	0,00	0,00	1.156.466,00	4.133,12	105.914,51	1.264.280,51	4,29%	31
202006	0,00	0,00	1.156.466,00	3.513,39	109.328,21	1.268.754,21	3,76%	30
202007	0,00	0,00	1.156.466,00	3.231,45	112.559,66	1.269.025,66	3,54%	31
202008	0,00	0,00	1.156.466,00	2.765,96	115.263,63	1.271.731,63	3,79%	31
202009	0,00	0,00	1.156.466,00	2.247,18	117.512,80	1.273.978,80	3,19%	31
202010	0,00	0,00	1.156.466,00	1.925,38	119.468,38	1.275.954,38	2,95%	31
202011	0,00	0,00	1.156.466,00	1.446,45	121.354,83	1.277.400,83	1,96%	31
202012	0,00	0,00	1.156.466,00	1.879,11	123.213,44	1.279.679,44	1,93%	31
202101	0,00	0,00	1.156.466,00	1.859,60	125.073,34	1.281.538,34	1,91%	31
202102	0,00	0,00	1.156.466,00	1.592,47	126.666,22	1.283.132,22	1,81%	28
202103	0,00	0,00	1.156.466,00	1.724,57	128.390,78	1.284.856,78	1,77%	31
202104	0,00	0,00	1.156.466,00	1.699,54	130.010,32	1.286.516,32	1,76%	31

202105	0.00	0.00	1.156.466,00	1.772,89	131.823,21	1.288.289,21	1,11%	31
202106	0.00	0.00	1.156.466,00	1.790,75	133.622,06	1.290.086,86	1,11%	30
202107	0.00	0.00	1.156.466,00	1.850,15	135.473,11	1.291.939,11	1,11%	31
202108	0.00	0.00	1.156.466,00	1.937,00	137.410,11	1.293.876,11	1,11%	31
202109	0.00	0.00	1.156.466,00	1.930,45	139.340,56	1.295.806,56	2,07%	30
202110	0.00	0.00	1.156.466,00	2.138,64	141.499,21	1.297.965,21	2,22%	31
202111	0.00	0.00	1.156.466,00	2.488,73	143.987,94	1.300.453,94	2,63%	30
202112	0.00	0.00	1.156.466,00	3.069,99	147.656,93	1.304.122,93	3,8%	31
202201	0.00	0.00	1.156.466,00	3.355,29	151.012,22	1.307.478,22	3,47%	31
202202	0.00	0.00	1.156.466,00	3.749,57	154.761,79	1.311.227,79	4,31%	28
202203	0.00	0.00	1.156.466,00	4.773,92	159.535,71	1.316.001,71	4,97%	31
202204	0.00	0.00	1.156.466,00	5.574,77	165.060,48	1.321.526,48	5,97%	30
202205	0.00	0.00	1.156.466,00	6.701,47	171.761,95	1.328.227,95	7,04%	31
202206	0.00	0.00	1.156.466,00	7.090,13	178.892,08	1.335.318,08	7,72%	30
202207	0.00	0.00	1.156.466,00	8.767,38	187.619,46	1.344.045,46	9,2%	31
202208	0.00	0.00	1.156.466,00	9.911,22	197.530,68	1.353.956,68	10,37%	31
202209	0.00	0.00	1.156.466,00	9.933,56	207.494,24	1.363.930,24	10,99%	30
202210	0.00	0.00	1.156.466,00	10.810,11	218.314,35	1.374.780,35	11,8%	31
202211	0.00	0.00	1.156.466,00	11.360,62	229.674,97	1.386.450,97	12,67%	30
202212	0.00	0.00	1.156.466,00	12.414,96	242.109,93	1.398.575,93	13,42%	31
202301	0.00	0.00	1.156.466,00	12.862,01	254.972,94	1.411.438,94	13,91%	31
202302	0.00	0.00	1.156.466,00	11.998,83	268.561,78	1.424.427,78	14,39%	28
202303	0.00	0.00	1.156.466,00	12.338,67	279.300,42	1.435.766,42	13,71%	31
202304	0.00	0.00	1.156.466,00	11.279,36	295.575,78	1.447.041,78	12,53%	30
202305	0.00	0.00	1.156.466,00	11.888,40	302.264,17	1.458.730,17	12,37%	31
202306	0.00	0.00	1.156.466,00	11.692,45	313.956,63	1.470.422,63	13,82%	30
202307	0.00	0.00	1.156.466,00	12.974,92	326.531,55	1.482.997,55	13,38%	31
202308	0.00	0.00	1.156.466,00	12.688,50	339.220,04	1.495.686,04	13,71%	31
202309	0.00	0.00	1.156.466,00	11.734,92	350.854,97	1.507.420,97	13,80%	30
202310	0.00	0.00	1.156.466,00	12.145,71	363.100,69	1.519.566,69	13,89%	31
202311	0.00	0.00	1.156.466,00	11.471,33	374.372,04	1.531.038,04	12,78%	30
202312	0.00	0.00	1.156.466,00	11.741,26	386.213,30	1.542.779,30	12,87%	31
202401	0.00	0.00	1.156.466,00	10.847,87	397.161,18	1.553.627,18	11,62%	31
TOTALES	45.351.642,00	1.156.466,00			397.161,18			

SALDO TOTAL CAPITAL: 1.156.466,00
SALDO TOTAL INTERESES: 397.161,18
TOTAL LIQUIDACION CREDITO: 1.553.627,18

71



LIQUIDACION DE CREDITO Y COSTAS

PENSIONADO BARRIOS ZULUAGA RICARDO A CEDULA DE CIUDADANIA 124,997
 ENTIDAD : MUNICIPIO DE CIENAGA - MAGDALENA
 PROCESO No. 23-039

CONSOLIDADO DE LIQUIDACION DE CRÉDITO Y COSTAS

PENSIONADO	BARRIOS ZULUAGA RICARDO A		
CEDULA DE CIUDADANIA	124,997		
TOTAL CAPITAL CUOTAS PARTES	CON CORTE A	30-09-22	\$ 8,472,000,00
INTERESES ANTES DE LEY 1066 DE 2006	CON CORTE A	28-07-06	\$ 0,00
INTERESES LEY 1066 DE 2006	CON CORTE A	31-01-24	\$ 1,626,528,48
COSTAS PROCESALES (8%)	PROCESO No.	23-039	\$ 807,882,28
TOTAL LIQUIDACIÓN DE CRÉDITO Y COSTAS			\$ 10,906,410,76

ELABORÓ: ARACELIS
 APROBÓ: RAUL RUEDA
 27/02/2024

Previsionado	BARRIOS ZULEAGA RICARDO A	Número documento	52997	Tipo documento	CC
Entidad	MUNICIPIO DE CIENAGA	NIT Entidad	891780043	Concurrencia	3.53%
Tipo preste	Vejer	Resolución	1374 - LEY 490/98	Fecha resolución	20/07/1994
Efectividad	20/07/1994	Moneda	0.00	Estado	
Tipo cesante	Causante	Fecha defunción	07/08/2018	Grupo pensional	E
Observación					

Entidades:

NIT	Nombre Entidad	Concurrencia	Fecha inicio	Fecha corte de capital	Fecha corte de intereses
800102020	GOBERNACION DEL MAGDALENA	33.23%	01/01/2022	30/09/2022	
591780043	MUNICIPIO DE CIENAGA	3.53%			
300000734	FONDO DE PREVISION SOCIAL DEL CONGRESO DE LA REPUBLICA	63.24%		31/01/2024	

Sustitutos:

Tipo del Id.	Número de Documento	Nombre Previsionado	Genero	Porcentaje Sustitución %	Fecha Afiliación	Fecha Cesación	Fecha Inicio Pago	Tipo Pensión	Valor Mensual
CC	114098477	BARRIOS PORRAS LENA MARCELA	Femenino	0.00	01/02/2019	08/09/2018	01/02/2019	Subsistencia	0.00

Periodo	Mensual	Valor Cuota Pacto	Saldo Capital	Intereses	Saldo Interés	Total Saldo	DTF	Días
202201	23.989.651,00	846.835,00	846.835,00	0,00	0,00	846.835,00	3,47%	31
202202	25.000.000,00	882.500,00	1.729.335,00	2.745,66	2.745,66	1.732.080,66	4,21%	28
202203	25.010.369,00	918.165,00	2.647.500,00	7.138,74	9.884,40	2.657.384,40	4,97%	31
202204	25.020.000,00	952.500,00	3.590.000,00	12.647,88	22.532,28	3.612.532,28	5,97%	30
202205	25.030.000,00	987.500,00	4.472.500,00	20.455,59	42.987,87	4.495.487,87	7,04%	31
202206	40.000.000,00	1.412.000,00	5.824.500,00	27.852,41	70.840,28	5.894.540,28	7,72%	30
202207	25.000.000,00	982.500,00	6.707.000,00	44.156,61	114.996,89	6.821.996,89	9,73%	31
202208	25.000.000,00	982.500,00	7.589.500,00	57.480,77	171.477,66	7.760.977,66	10,57%	31
202209	25.000.000,00	982.500,00	8.472.000,00	65.321,03	236.999,56	8.708.999,56	10,99%	30
202210	0,00	0,00	8.472.000,00	79.538,83	316.338,39	8.788.338,39	11,6%	31
202211	0,00	0,00	8.472.000,00	83.225,24	399.563,62	8.871.563,62	12,63%	30
202212	0,00	0,00	8.472.000,00	91.095,61	490.659,23	8.962.659,23	13,42%	31
202301	0,00	0,00	8.472.000,00	94.231,40	584.890,63	9.056.890,63	13,91%	31
202302	0,00	0,00	8.472.000,00	87.827,48	672.718,12	9.144.718,12	14,39%	28
202303	0,00	0,00	8.472.000,00	90.389,96	762.108,07	9.233.108,07	13,31%	31
202304	0,00	0,00	8.472.000,00	82.600,67	845.708,74	9.317.708,74	12,57%	30
202305	0,00	0,00	8.472.000,00	85.626,46	931.335,20	9.403.335,20	12,57%	31
202306	0,00	0,00	8.472.000,00	85.656,19	1.016.991,40	9.488.991,40	13,02%	30
202307	0,00	0,00	8.472.000,00	92.120,80	1.109.112,50	9.581.112,50	13,58%	31
202308	0,00	0,00	8.472.000,00	92.952,94	1.202.065,28	9.674.065,28	13,71%	31
202309	0,00	0,00	8.472.000,00	85.967,30	1.289.032,58	9.760.032,58	13,07%	30
202310	0,00	0,00	8.472.000,00	88.976,76	1.377.009,34	9.849.009,34	13,09%	31
202311	0,00	0,00	8.472.000,00	84.036,41	1.461.045,75	9.933.045,75	12,76%	30
202312	0,00	0,00	8.472.000,00	86.013,75	1.547.059,51	10.019.059,51	12,67%	31
202401	0,00	0,00	8.472.000,00	79.468,95	1.626.528,48	10.098.528,48	11,62%	31
TOTALES	240.000.000,00	8.472.000,00			1.626.528,48			

SALDO TOTAL CAPITAL: 8.472.000,00
 SALDO TOTAL INTERESES: 1.626.528,48
 TOTAL LIQUIDACION CREDITO: 10.098.528,48

LIQUIDACION DE CREDITO Y COSTAS

PENSIONADO BOLANO MORAN ASDRUBAL ANIBAL CEDULA DE CIUDADANIA 1,703,002
 ENTIDAD : MUNICIPIO DE CIENAGA - MAGDALENA
 PROCESO No. 23-039

CONSOLIDADO DE LIQUIDACION DE CRÉDITO Y COSTAS

PENSIONADO	BOLANO MORAN ASDRUBAL ANIBAL		
CEDULA DE CIUDADANIA	1,703,002		
TOTAL CAPITAL CUOTAS PARTES	CON CORTE A	30-09-22	\$ 22,041,411,00
INTERESES ANTES DE LEY 1066 DE 2006	CON CORTE A	28-07-06	\$ 0,00
INTERESES LEY 1066 DE 2006	CON CORTE A	31-01-24	\$ 4,229,523,41
COSTAS PROCESALES (8%)	PROCESO No.	23-039	\$ 2,101,674,75
TOTAL LIQUIDACIÓN DE CRÉDITO Y COSTAS			\$ 28,372,609,16

ELABORO: ASCAMENDIG
 APROBO: RAUL BAIEDA
 21/02/2024

Profesionado	HOLANO MORAN ANDRUBAL ANIBAL	Número documento	170902	Tipo documento	CC
Entidad	MUNICIPIO DE CIENAGA	NIT Entidad	891788043	Concurrencia	32,96%
Tipo preste	Votar	Resolución	0001	Fecha resolución	01/01/2002
Efectividad	02/01/2000	Mesada	0,00	Estado	
Tipo cesante	Costante	Fecha defunción	01/01/1900	Grupo profesional	
Observación					

Entidades:

NIT	Nombre Entidad	Concurrencia	Fecha inicio	Fecha corte de capital	Fecha corte de intereses
800103920	GOBERNACION DEL MAGDALENA	9,77%	01/01/2002	30/09/2002	
891788043	MUNICIPIO DE CIENAGA	32,96%			
899999653	MINISTERIO DE TECNOLOGÍAS DE LA INFORMACIÓN Y LAS COMUNICACIONES	7,37%		31/01/2004	
899999734	FONDO DE PROVISIÓN SOCIAL DEL CONGRESO DE LA REPÚBLICA	49,8%			

Servicios:

Tipo de IA	Número de Documento	Nombre Pensionado	Genero	Porcentaje Sustitución %	Fecha Afiliación	Fecha Cesación	Fecha Inicio Pago	Tipo Preste	Valor Mesada
CC	19029799	MORICA PAREJO MARIA DEL S	Femenino	100,00	01/01/2002	02/01/2000	01/02/2002	Subsistencia	8,00

Periodo	Mesada	Valor Cuota Parte	Saldo Capital	Intereses	Saldo Interés	Total Saldo	DTP	Días
202201	6.687.322,00	2.204.141,00	2.204.141,00	0,00	0,00	2.204.141,00	3,47%	31
202202	6.687.322,00	2.204.141,00	4.408.282,00	7.146,41	7.146,41	4.415.428,41	4,31%	28
202203	6.687.322,00	2.204.141,00	6.612.423,00	18.197,50	25.343,91	6.637.766,91	4,97%	31
202204	6.687.322,00	2.204.141,00	8.816.564,00	31.589,86	56.933,77	8.873.497,77	5,97%	30
202205	6.687.322,00	2.204.141,00	11.020.705,00	51.870,19	108.803,97	11.129.528,47	7,04%	31
202206	17.374.644,00	4.408.282,00	15.428.988,00	67.566,37	175.589,54	15.604.577,84	7,32%	30
202207	6.687.322,00	2.204.141,00	17.633.129,00	116.970,01	292.559,85	17.925.688,85	9,3%	31
202208	6.687.322,00	2.204.141,00	19.837.270,00	151.120,60	443.680,45	20.280.950,45	10,57%	31
202209	6.687.322,00	2.204.141,00	22.041.411,00	179.336,94	614.417,40	22.655.828,40	10,99%	30
202210	0,00	0,00	22.041.411,00	206.434,04	820.851,44	22.862.242,44	11,6%	31
202211	0,00	0,00	22.041.411,00	234.525,22	1.057.356,66	23.078.767,66	12,63%	30
202212	0,00	0,00	22.041.411,00	257.001,39	1.314.358,05	23.315.769,05	13,42%	31
202301	0,00	0,00	22.041.411,00	285.139,70	1.593.517,75	23.560.928,75	13,95%	31
202302	0,00	0,00	22.041.411,00	328.489,19	1.948.016,53	23.789.427,53	14,39%	28
202303	0,00	0,00	22.041.411,00	375.165,51	2.383.182,04	24.024.593,04	15,1%	31
202304	0,00	0,00	22.041.411,00	434.906,30	2.898.092,34	24.259.499,34	15,53%	30
202305	0,00	0,00	22.041.411,00	508.772,42	3.486.864,76	24.462.265,76	12,87%	31
202306	0,00	0,00	22.041.411,00	598.489,78	4.165.354,55	24.685.315,55	13,02%	30
202307	0,00	0,00	22.041.411,00	705.668,87	4.941.023,42	24.924.784,42	13,56%	31
202308	0,00	0,00	22.041.411,00	832.033,67	5.813.057,09	25.166.818,08	13,71%	31
202309	0,00	0,00	22.041.411,00	979.399,19	6.892.456,28	25.390.277,28	13,07%	30
202310	0,00	0,00	22.041.411,00	1.148.489,33	8.180.945,61	25.621.766,69	13,09%	31
202311	0,00	0,00	22.041.411,00	1.340.016,64	9.620.962,25	25.840.481,73	12,76%	30
202312	0,00	0,00	22.041.411,00	1.554.790,04	1.132.170,77	26.084.181,77	12,63%	31
202401	0,00	0,00	22.041.411,00	1.794.752,84	1.329.573,41	26.270.934,41	11,62%	31
TOTALES	66.873.220,00	22.041.411,00			4.229.523,41			

SALDO TOTAL CAPITAL: 22.041.411,00
 SALDO TOTAL INTERESES: 4.229.523,41
 TOTAL LIQUIDACION CREDITO: 26.270.934,41

LIQUIDACION DE CREDITO Y COSTAS

PENSIONADO: COTES MEJIA MICHAEL SEGUNDO CEDULA DE CIUDADANIA: 2.928.826
 ENTIDAD: MUNICIPIO DE CIENAGA - MAGDALENA
 PROCESO No. 23-039

CONSOLIDADO DE LIQUIDACION DE CRÉDITO Y COSTAS

PENSIONADO	COTES MEJIA MICHAEL SEGUNDO		
CEDULA DE CIUDADANIA	2,928,826		
TOTAL CAPITAL CUOTAS PARTES	CON CORTE A	30-09-22	\$ 15,240,000,00
INTERESES ANTES DE LEY 1066 DE 2006	CON CORTE A	28-07-06	\$ 0,00
INTERESES LEY 1066 DE 2006	CON CORTE A	31-01-24	\$ 2,925,908,16
COSTAS PROCESALES (8%)	PROCESO No.	23-039	\$ 1,453,272,65
TOTAL LIQUIDACIÓN DE CRÉDITO Y COSTAS			\$ 19,619,180,81

Prestatario	COTES MERIA MICHAEL SEGUNDO	Número documento	202826	Tipo documento	CC
Entidad	MUNICIPIO DE CIENAGA	NIT Entidad	891780043	Concurriencia	4,35%
Tipo prestio	Vigor	Resolución	00331	Fecha resolución	20/03/1996
Electividad	20/03/1996	Motivo	0,00	Estado	
Tipo contrato	Causante	Fecha defunción	01/03/1900	Grupo personal	F
Observación					

Entidades:

NIT	Nombre Entidad	Concurriencia	Fecha inicio	Fecha corte de capital	Fecha corte de intereses
80003930	GOBERNACION DEL MAGDALENA	29,99%	01/01/2022	30/09/2022	
891780043	MUNICIPIO DE CIENAGA	4,35%			
89999774	FONDO DE PREVISION SOCIAL DEL CONGRESO DE LA REPUBLICA	65,66%		14/01/2004	

Resumen:

El prestatario no tiene saldos.

Periodo	Motivo	Valor Cuota Parte	Saldo Capital	Intereses	Saldo Interés	Total Saldos	DTF	Días
202201	23.989.629,00	1.523.341,00	1.523.341,00	0,00	0,00	1.523.341,00	3,67%	31
202202	25.000.000,00	1.587.500,00	3.110.841,00	4.939,07	4.939,07	3.115.780,07	4,31%	28
202203	26.010.371,00	1.651.659,00	4.762.500,00	12.841,63	12.780,70	4.775.280,70	4,97%	31
202204	25.000.000,00	1.587.500,00	6.350.000,00	22.751,84	40.532,55	6.390.532,55	5,97%	30
202205	25.000.000,00	1.587.500,00	7.937.500,00	36.796,89	77.329,44	8.014.829,44	7,04%	31
202206	40.000.000,00	2.540.000,00	10.477.500,00	48.663,63	127.993,12	10.605.493,12	7,72%	30
202207	25.000.000,00	1.587.500,00	12.065.000,00	79.431,86	266.424,98	12.270.424,98	9,3%	31
202208	25.000.000,00	1.587.500,00	13.652.500,00	103.400,26	368.825,24	13.961.325,24	10,37%	31
202209	25.000.000,00	1.587.500,00	15.240.000,00	117.502,39	426.330,63	15.666.330,63	10,95%	30
202210	0,00	0,00	15.240.000,00	142.710,99	566.040,62	15.809.040,62	11,6%	31
202211	0,00	0,00	15.240.000,00	149.711,12	718.761,74	15.958.761,74	12,61%	30
202212	0,00	0,00	15.240.000,00	163.868,88	882.630,62	16.122.630,62	13,42%	31
202301	0,00	0,00	15.240.000,00	169.509,74	1.052.140,56	16.292.140,56	13,91%	31
202302	0,00	0,00	15.240.000,00	157.989,95	1.210.130,31	16.450.130,31	14,39%	29
202303	0,00	0,00	15.240.000,00	162.599,50	1.372.729,80	16.612.729,80	13,31%	31
202304	0,00	0,00	15.240.000,00	148.597,61	1.521.517,41	16.761.517,41	12,53%	30
202305	0,00	0,00	15.240.000,00	154.030,60	1.675.348,01	16.915.348,01	12,57%	31
202306	0,00	0,00	15.240.000,00	154.084,09	1.829.432,10	17.069.432,10	13,02%	30
202307	0,00	0,00	15.240.000,00	165.713,24	1.990.145,34	17.235.145,34	13,58%	31
202308	0,00	0,00	15.240.000,00	167.210,03	2.162.355,37	17.402.355,37	13,71%	31
202309	0,00	0,00	15.240.000,00	154.643,72	2.316.999,09	17.558.999,09	13,07%	30
202310	0,00	0,00	15.240.000,00	160.057,85	2.477.056,44	17.717.056,44	13,09%	31
202311	0,00	0,00	15.240.000,00	151.170,32	2.628.226,76	17.868.226,76	12,76%	30
202312	0,00	0,00	15.240.000,00	154.727,29	2.782.954,05	18.022.954,05	12,61%	31
202401	0,00	0,00	15.240.000,00	142.954,11	2.925.908,16	18.165.908,16	11,62%	31
TOTALES	240.000.000,00	15.240.000,00		2.925.908,16				

SALDO TOTAL CAPITAL: 15.240.000,00

SALDO TOTAL INTERESES: 2.925.908,16

TOTAL LIQUIDACION CREDITO: 18.165.908,16



LIQUIDACION DE CREDITO Y COSTAS

PENSIONADO DIAZ GRANADOS ADOLFO LEON CEDULA DE CIUDADANIA 17,067,537
 ENTIDAD : MUNICIPIO DE CIENAGA - MAGDALENA
 PROCESO No. 23-039

CONSOLIDADO DE LIQUIDACION DE CRÉDITO Y COSTAS

PENSIONADO	DIAZ GRANADOS ADOLFO LEON		
CEDULA DE CIUDADANIA	17,067,537		
TOTAL CAPITAL CUOTAS PARTES	CON CORTE A	30-09-22	\$ 4,561,920,00
INTERESES ANTES DE LEY 1066 DE 2006	CON CORTE A	28-07-06	\$ 0,00
INTERESES LEY 1066 DE 2006	CON CORTE A	31-01-24	\$ 875,386,22
COSTAS PROCESALES (8%)	PROCESO No.	23-039	\$ 434,984,50
TOTAL LIQUIDACIÓN DE CRÉDITO Y COSTAS			\$ 5,872,290,72

ELABORÓ: ALCMORALO
 APROBÓ: RAUL RUEDA
 27/02/2024

Permisado	DIAZ GRANADOS ADOLFO LEON	Número documento	17667537	Tipo documento	CC
Entidad	MUNICIPIO DE CIENAGA	NIT Entidad	891760043	Concurrencia	7,20%
Tipo pensión	Vigor	Resolución	001293	Fecha resolución	21.07.1998
Efectividad	21.07.1998	Mesada	0,00	Estado	
Tipo cotizante	Causante	Fecha defunción	01.01.1900	Grupo profesional	2
Observación					

Entidades:

NIT	Nombre Entidad	Concurrencia	Fecha inicio	Fecha corte de capital	Fecha corte de intereses
800102928	GOBERNACION DEL MAGDALENA	4,84%	01-01-2022	30-09-2022	31-08-2024
969041163	FONDO DE PRESTACIONES ECONOMICAS CESANTIAS Y PENSIONES FONCEP	3,52%			
891760043	MUNICIPIO DE CIENAGA	7,20%			
899999018	CAJA NACIONAL DE PREVISION SOCIAL EICE EN LIQUIDACION	70,64%			
899999734	FONDO DE PREVISION SOCIAL DEL CONGRESO DE LA REPUBLICA	3,57%			
95814727	MINISTERIO DE SALUD Y PROTECCION SOCIAL - FONCOPURTOCS	10,14%			

Resumen:

El permisionado no tiene servicios

Periodo	Mesada	Valor Cuenta Fieles	Saldo Capital	Intereses	Saldo Interés	Total Saldo	DTP	Días
202201	6.266.374,00	456.192,00	456.192,00	0,00	0,00	456.192,00	3,47%	31
202202	6.266.374,00	456.192,00	912.384,00	1.479,10	1.479,10	913.863,10	4,31%	28
202203	6.266.374,00	456.192,00	1.368.576,00	2.966,34	5.243,44	1.373.821,44	4,97%	31
202204	6.266.374,00	456.192,00	1.824.768,00	6.538,08	11.781,52	1.836.549,52	5,97%	30
202205	6.266.374,00	456.192,00	2.280.960,00	10.574,14	22.355,66	2.303.315,66	7,04%	31
202206	12.532.748,00	912.384,00	3.193.344,00	15.984,24	38.341,90	3.229.685,90	7,72%	30
202207	6.266.374,00	456.192,00	3.649.536,00	26.209,33	64.551,24	3.713.087,24	9,31%	31
202208	6.266.374,00	456.192,00	4.105.728,00	31.277,49	91.828,73	4.197.556,73	10,57%	31
202209	6.266.374,00	456.192,00	4.561.920,00	35.337,50	127.166,22	4.689.086,22	10,99%	30
202210	0,00	0,00	4.561.920,00	42.721,60	169.887,82	4.731.807,82	11,6%	31
202211	0,00	0,00	4.561.920,00	44.914,32	214.792,14	4.776.622,14	12,63%	30
202212	0,00	0,00	4.561.920,00	49.052,28	263.754,42	4.825.674,42	13,42%	31
202301	0,00	0,00	4.561.920,00	50.780,81	314.495,22	4.876.415,22	13,91%	31
202302	0,00	0,00	4.561.920,00	47.292,49	361.287,71	4.923.707,71	14,59%	28
202303	0,00	0,00	4.561.920,00	48.672,30	410.460,01	4.972.380,01	15,34%	31
202304	0,00	0,00	4.561.920,00	44.478,00	454.938,02	5.016.858,02	12,53%	30
202305	0,00	0,00	4.561.920,00	46.187,30	501.845,32	5.062.965,32	12,57%	31
202306	0,00	0,00	4.561.920,00	46.123,31	547.168,63	5.109.088,63	13,02%	30
202307	0,00	0,00	4.561.920,00	49.604,37	596.773,00	5.158.693,00	13,58%	31
202308	0,00	0,00	4.561.920,00	50.052,41	646.825,41	5.208.745,41	13,71%	31
202309	0,00	0,00	4.561.920,00	48.290,53	692.116,24	5.255.016,24	13,07%	30
202310	0,00	0,00	4.561.920,00	47.911,34	741.907,58	5.302.947,58	13,08%	31
202311	0,00	0,00	4.561.920,00	45.231,11	786.278,69	5.348.198,69	12,76%	30
202312	0,00	0,00	4.561.920,00	46.315,65	832.594,34	5.394.514,34	12,63%	31
202401	0,00	0,00	4.561.920,00	42.791,60	875.386,22	5.437.306,22	13,62%	31
TOTALES	62.663.740,00	4.561.920,00		875.386,22				

SALDO TOTAL CAPITAL: 4.561.920,00
 SALDO TOTAL INTERESES: 875.386,22
 TOTAL LIQUIDACION CREDITO: 5.437.306,22



LIQUIDACION DE CREDITO Y COSTAS

PENSIONADO **MUNIVE BARROS ANA MARIA** **CEDULA DE CIUDADANIA** **39,026,161**
ENTIDAD : **MUNICIPIO DE CIENAGA - MAGDALENA**
PROCESO No. **23-039**

CONSOLIDADO DE LIQUIDACION DE CRÉDITO Y COSTAS

PENSIONADO	MUNIVE BARROS ANA MARIA		
CEDULA DE CIUDADANIA	39,026,161		
TOTAL CAPITAL CUOTAS PARTES	CON CORTE A	30-09-22	\$ 7,807,940,00
INTERESES ANTES DE LEY 1066 DE 2006	CON CORTE A	28-07-06	\$ 0,00
INTERESES LEY 1066 DE 2006	CON CORTE A	31-01-24	\$ 1,498,264,56
COSTAS PROCESALES (8%)	PROCESO No.	23-039	\$ 744,496,36
TOTAL LIQUIDACIÓN DE CRÉDITO Y COSTAS			\$ 10,050,700,92

ELABORÓ: ABIGAIL D
 APROBÓ: RAUL RUEGA
 27/03/2024

Preseleccionado	MUNIVE BARROS ANA MARIA	Número documento	19026861	Tipo documento	CC
Entidad	MUNICIPIO DE CIENAGA	NTT Entidad	891780043	Concurrencia	42,47%
Tipo pensión	Voz	Resolución	1521	Fecha resolución	13/07/2005
Efectividad	20/06/2001	Mesada	0,00	Estado	
Tipo cesante	Cesante	Fecha defunción	01/01/1900	Grupo pensional	F
Observación					

Entidades:

NTT	Nombre Entidad	Concurrencia	Fecha inicio	Fecha corte de capital	Fecha corte de intereses
800101900	GOBERNACION DEL MAGDALENA	15,99%	01/01/2022	30/09/2023	31/01/2024
891780043	MUNICIPIO DE CIENAGA	42,47%			
899999010	CAJA NACIONAL DE PREVISION SOCIAL EICE EN LIQUIDACION	25,51%			
899999114	FONDO DE PREVISION SOCIAL DEL CONGRESO DE LA REPUBLICA	16,03%			

Sustitutos:

El pensionado no tiene sustitutos

Periodo	Mesada	Valor Costa Parte	Saldo Capital	Intereses	Saldo Interés	Total Saldo	DTF	Día
202201	1.838.460,00	780.794,00	780.794,00	0,00	0,00	780.794,00	3,47%	31
202202	1.838.460,00	780.794,00	1.561.588,00	2.531,54	2.531,54	1.564.119,54	4,31%	29
202203	1.838.460,00	780.794,00	2.342.382,00	6.446,27	6.446,27	2.348.828,27	4,97%	31
202204	1.838.460,00	780.794,00	3.123.176,00	11.190,24	20.168,05	3.143.344,05	5,97%	30
202205	1.838.460,00	780.794,00	3.903.970,00	18.095,14	38.266,19	3.942.236,19	7,84%	31
202206	3.676.920,00	1.561.588,00	5.465.558,00	23.934,68	62.200,87	5.527.758,87	7,32%	30
202207	1.838.460,00	780.794,00	6.246.352,00	41.433,40	103.636,28	6.349.988,28	9,35%	31
202208	1.838.460,00	780.794,00	7.027.146,00	53.532,80	157.169,07	7.184.315,07	10,57%	31
202209	1.838.460,00	780.794,00	7.807.940,00	69.481,78	217.650,86	8.025.590,86	10,99%	30
202210	0,00	0,00	7.807.940,00	73.129,82	240.770,68	8.048.710,68	11,07%	31
202211	0,00	0,00	7.807.940,00	76.791,38	307.472,78	8.175.412,78	12,67%	30
202212	0,00	0,00	7.807.940,00	82.955,27	451.428,05	8.259.368,05	13,42%	31
202301	0,00	0,00	7.807.940,00	86.545,27	538.273,32	8.346.213,32	13,93%	31
202302	0,00	0,00	7.807.940,00	89.943,33	619.216,63	8.427.156,63	14,39%	28
202303	0,00	0,00	7.807.940,00	93.384,93	702.571,56	8.510.461,56	14,17%	30
202304	0,00	0,00	7.807.940,00	96.126,19	778.647,75	8.596.587,75	14,53%	30
202305	0,00	0,00	7.807.940,00	99.434,81	857.562,36	8.665.502,36	14,57%	31
202306	0,00	0,00	7.807.940,00	98.942,21	936.564,77	8.744.444,77	13,82%	30
202307	0,00	0,00	7.807.940,00	84.906,20	1.021.464,97	8.829.344,97	13,58%	30
202308	0,00	0,00	7.807.940,00	85.667,05	1.107.072,02	8.915.012,02	13,71%	31
202309	0,00	0,00	7.807.940,00	79.228,93	1.186.306,95	8.994.246,95	13,07%	30
202310	0,00	0,00	7.807.940,00	82.002,50	1.268.303,46	9.076.243,46	13,09%	31
202311	0,00	0,00	7.807.940,00	77.449,40	1.345.752,45	9.153.692,45	12,76%	30
202312	0,00	0,00	7.807.940,00	79.271,75	1.425.024,60	9.232.964,60	12,67%	31
202401	0,00	0,00	7.807.940,00	73.236,97	1.498.264,56	9.306.204,56	11,62%	31
TOTALES	14.384.600,00	7.807.940,00		1.498.264,56				

SALDO TOTAL CAPITAL: 7.807.940,00
 SALDO TOTAL INTERESES: 1.498.264,56
 TOTAL LIQUIDACION CREDITO: 9.306.204,56

LIQUIDACION DE CREDITO Y COSTAS

MUNICIPIO DE CIENAGA - MAGDALENA

PROCESO No. 23-039

	PENSIONADO	CEDULA	CAPITAL	INTERESES	COSTAS	TOTAL
1	BARRIOS ZULUAGA RICARDO A	124.997	\$ 8.472.000,00	\$ 1.626.528,48	\$ 807.882,28	\$ 10.906.410,76
2	BOLANO MORAN ASDRUBAL ANIBAL	1.703.002	\$ 22.041.411,00	\$ 4.229.523,41	\$ 2.101.674,75	\$ 28.372.609,16
3	COTES MEJIA MICHAEL SEGUNDO	2.928.826	\$ 15.240.000,00	\$ 2.925.908,16	\$ 1.453.272,85	\$ 19.619.180,81
4	DAZ GRANADOS ADOLFO LEÓN	17.067.537	\$ 4.561.820,00	\$ 875.386,22	\$ 434.984,50	\$ 5.872.290,72
5	MUNIVE BARROS ANA MARIA	39.026.161	\$ 7.807.940,00	\$ 1.498.264,56	\$ 744.496,36	\$ 10.050.700,92
	TOTAL		\$ 58.123.271,00	\$ 11.155.610,83	\$ 5.542.310,59	\$ 74.821.192,38

ELABORÓ: ABONIMALD

APROBÓ: RAUL RUEDA

21/02/2024

ACTUALIZACION LIQUIDACION DE CREDITO Y COSTAS

PENSIONADO LOPEZ REYES LUIS ALBERTO CÉDULA DE CIUDADANIA 1,562,246

ENTIDAD MUNICIPIO DE PURISIMA - CORDOBA

PROCESO No. 16-454

CONSOLIDADO DE LIQUIDACION DE CRÉDITO Y COSTAS

PENSIONADO	LOPEZ REYES LUIS ALBERTO		
CEDULA DE CIUDADANIA	1,562,246		
TOTAL CAPITAL CUOTAS PARTES	CON CORTE A	30-05-16	\$ 1,367,056,00
INTERESES ANTES DE LEY 1066 DE 2006	CON CORTE A	28-07-06	\$ 0,00
INTERESES LEY 1066 DE 2006	CON CORTE A	31-01-24	\$ 638,385,43
COSTAS PROCESALES (5%)	PROCESO No.	16-454	\$ 100,272,07
TOTAL LIQUIDACIÓN DE CRÉDITO Y COSTAS			\$ 2,105,713,50

 ELABORO: ARCEMENDO
 APROBO: RAÚL RUEDA
 27/02/2024

Previsianda	LOPEZ RIVYS LUIS ADRIRTO	Número documento	1562296	Tipo documento	CC
Entidad	MUNICIPIO DE PURISIMA -CORDOBA	NIT Entidad	8066791A2	Concurrencia	18,83%
Tipo pensión	Vozes	Resolución	038295 Y 127095	Fecha resolución	20-07-1994
Efectividad	20-07-1994	Mesada	0,00	Estado	
Tipo cotizante	Causante	Fecha defunción	01-01-2000	Grupo pensional	E
Observación					

Entidades:

NIT	Nombre Entidad	Concurrencia	Fecha inicio	Fecha corte de capital	Fecha corte de intereses
80079162	MUNICIPIO DE PURISIMA -CORDOBA	18,83%	01-02-2016	30-06-2016	31-01-2014
80096734	MUNICIPIO DE MONTERIA	9,34%			
80101635	DEPARTAMENTO DE CORDOBA	44,16%			
89999603	MINISTERIO DE DEFENSA	7,22%			
89999610	CAJA NACIONAL DE PREVISION SOCIAL ETC. EN LIQUIDACION	16,19%			
89999734	FONDO DE PREVISION SOCIAL DEL CONGRESO DE LA REPUBLICA	4,19%			

Suplementos:

El pensiónado no tiene suplementos

Periodo	Mesada	Valor Costa Parte	Saldo Capital	Intereses	Saldo Interés	Total Saldo	DTP	Días
201602	1.819.832,00	341.764,00	341.764,00	0,00	0,00	341.764,00	6,23%	29
201603	1.819.832,00	341.764,00	483.528,00	1.791,70	1.291,70	485.319,70	6,32%	31
201604	1.819.832,00	341.764,00	1.024.292,00	5.626,57	5.418,27	1.030.710,27	6,63%	30
201605	1.819.832,00	341.764,00	1.367.056,00	5.769,34	11.187,63	1.378.243,63	6,83%	31
201606	0,00	0,00	1.367.056,00	7.528,23	18.715,85	1.385.771,85	6,91%	30
201607	0,00	0,00	1.367.056,00	8.161,59	26.877,43	1.393.913,43	7,24%	31
201608	0,00	0,00	1.367.056,00	8.885,34	34.962,77	1.402.018,77	7,19%	31
201609	0,00	0,00	1.367.056,00	7.813,21	42.775,98	1.409.831,98	7,14%	30
201610	0,00	0,00	1.367.056,00	7.936,13	50.752,31	1.417.808,31	7,09%	31
201611	0,00	0,00	1.367.056,00	7.633,84	58.386,15	1.425.442,15	7,01%	30
201612	0,00	0,00	1.367.056,00	7.790,81	66.176,96	1.433.232,96	6,92%	31
201701	0,00	0,00	1.367.056,00	7.812,65	73.989,62	1.441.045,62	6,84%	31
201702	0,00	0,00	1.367.056,00	6.898,83	80.888,45	1.447.944,45	6,78%	28
201703	0,00	0,00	1.367.056,00	7.485,60	88.382,05	1.455.438,05	6,85%	31
201704	0,00	0,00	1.367.056,00	7.125,99	95.508,04	1.462.564,04	6,53%	30
201705	0,00	0,00	1.367.056,00	6.969,10	102.477,13	1.469.531,13	6,17%	31
201706	0,00	0,00	1.367.056,00	6.530,17	108.997,30	1.476.033,30	5,96%	30
201707	0,00	0,00	1.367.056,00	6.356,25	115.393,58	1.482.449,58	5,65%	31
201708	0,00	0,00	1.367.056,00	6.318,94	121.712,50	1.488.768,50	5,58%	31
201709	0,00	0,00	1.367.056,00	6.050,47	127.362,97	1.494.813,97	5,52%	30
201710	0,00	0,00	1.367.056,00	6.186,30	133.941,27	1.501.097,27	5,44%	31
201711	0,00	0,00	1.367.056,00	5.868,12	139.897,79	1.506.871,79	5,35%	30
201712	0,00	0,00	1.367.056,00	5.907,08	145.504,87	1.512.660,87	5,24%	31
201801	0,00	0,00	1.367.056,00	5.909,22	151.114,28	1.518.770,28	5,21%	31
201802	0,00	0,00	1.367.056,00	5.196,15	156.470,73	1.523.966,73	5,07%	28
201803	0,00	0,00	1.367.056,00	5.087,60	162.298,39	1.529.654,39	5,08%	31
201804	0,00	0,00	1.367.056,00	5.385,57	167.953,96	1.535.039,96	4,93%	20
201805	0,00	0,00	1.367.056,00	5.343,01	173.126,97	1.540.380,97	4,78%	31
201806	0,00	0,00	1.367.056,00	5.082,54	178.109,52	1.545.445,52	4,66%	30
201807	0,00	0,00	1.367.056,00	5.199,21	183.587,72	1.550.645,72	4,57%	31
201808	0,00	0,00	1.367.056,00	5.153,62	188.741,34	1.555.797,34	4,53%	28
201809	0,00	0,00	1.367.056,00	4.987,05	193.729,39	1.560.786,39	4,51%	30
201810	0,00	0,00	1.367.056,00	5.042,08	198.770,46	1.565.826,46	4,43%	31
201811	0,00	0,00	1.367.056,00	4.868,32	203.678,78	1.570.899,78	4,42%	30
201812	0,00	0,00	1.367.056,00	5.164,77	208.803,55	1.575.899,55	4,54%	31
201901	0,00	0,00	1.367.056,00	5.187,08	213.990,61	1.581.048,61	4,56%	31
201902	0,00	0,00	1.367.056,00	4.694,30	218.694,91	1.585.748,91	4,57%	28
201903	0,00	0,00	1.367.056,00	5.175,91	223.860,82	1.590.936,82	4,53%	31
201904	0,00	0,00	1.367.056,00	4.997,84	228.859,66	1.595.934,66	4,54%	30
201905	0,00	0,00	1.367.056,00	5.120,36	233.978,82	1.601.034,82	4,57%	31
201906	0,00	0,00	1.367.056,00	4.976,26	238.955,08	1.606.011,08	4,52%	30
201907	0,00	0,00	1.367.056,00	5.066,70	244.041,79	1.611.097,79	4,47%	31
201908	0,00	0,00	1.367.056,00	5.042,08	249.083,86	1.616.139,86	4,47%	31
201909	0,00	0,00	1.367.056,00	4.933,40	254.016,96	1.621.072,96	4,44%	30
201910	0,00	0,00	1.367.056,00	5.019,76	259.056,72	1.626.092,72	4,41%	31
201911	0,00	0,00	1.367.056,00	4.879,12	263.915,64	1.631.071,64	4,43%	30
201912	0,00	0,00	1.367.056,00	5.142,47	269.058,39	1.636.114,30	4,52%	31

202091	0,00	0,00	1.367.056,00	5.164,77	274.223,07	1.641.279,07	4,54%	31
202092	0,00	0,00	1.367.056,00	4.747,55	278.979,62	1.646.026,62	4,46%	29
202093	0,00	0,00	1.367.056,00	3.120,16	284.099,75	1.651.146,75	4,5%	31
202094	0,00	0,00	1.367.056,00	3.808,62	289.099,41	1.656.155,41	4,55%	30
202095	0,00	0,00	1.367.056,00	4.583,75	293.993,16	1.661.041,16	4,29%	31
202096	0,00	0,00	1.367.056,00	4.153,53	298.178,69	1.665.295,69	3,76%	30
202097	0,00	0,00	1.367.056,00	3.319,39	301.998,59	1.669.014,59	3,34%	31
202098	0,00	0,50	1.367.056,00	3.199,71	305.157,30	1.672.215,30	2,79%	31
202099	0,00	0,00	1.367.056,00	2.656,39	307.833,69	1.674.490,69	2,19%	30
202100	0,00	0,50	1.367.056,00	2.335,33	310.149,01	1.677.205,81	2,03%	31
202101	0,00	0,00	1.367.056,00	2.182,69	312.334,70	1.679.387,70	1,98%	30
202102	0,00	0,00	1.367.056,00	2.221,29	314.552,99	1.681.608,99	1,93%	31
202103	0,00	0,00	1.367.056,00	2.196,47	316.751,46	1.683.807,46	1,91%	31
202104	0,00	0,00	1.367.056,00	1.892,46	318.632,92	1.685.525,32	1,81%	29
202105	0,00	0,50	1.367.056,00	2.038,61	320.677,53	1.687.325,53	1,77%	31
202106	0,00	0,50	1.367.056,00	1.961,74	322.634,26	1.689.199,26	1,76%	30
202107	0,00	0,00	1.367.056,00	2.095,72	324.729,99	1.691.185,99	1,62%	31
202108	0,00	0,00	1.367.056,00	2.127,49	326.857,47	1.693.193,47	1,91%	30
202109	0,00	0,00	1.367.056,00	2.187,06	328.044,53	1.695.190,53	1,9%	31
202110	0,00	0,00	1.367.056,00	2.209,72	331.334,23	1.698.199,23	1,99%	31
202111	0,00	0,00	1.367.056,00	2.281,98	333.616,24	1.700.672,24	2,05%	30
202112	0,00	0,50	1.367.056,00	2.551,73	336.167,96	1.703.225,96	2,22%	31
202113	0,00	0,00	1.367.056,00	2.941,82	339.109,89	1.706.165,89	2,65%	30
202114	0,00	0,00	1.367.056,00	4.337,11	343.447,09	1.710.503,09	3,9%	31
202115	0,00	0,00	1.367.056,00	2.966,28	347.413,27	1.714.489,27	3,47%	31
202116	0,00	0,00	1.367.056,00	4.432,36	351.845,63	1.718.901,63	4,31%	28
202117	0,00	0,00	1.367.056,00	3.443,24	357.498,87	1.724.548,87	4,97%	31
202118	0,00	0,00	1.367.056,00	6.530,82	364.019,69	1.731.075,69	5,97%	30
202119	0,00	0,00	1.367.056,00	7.421,80	371.941,49	1.738.997,49	7,04%	31
202120	0,00	0,00	1.367.056,00	8.381,23	380.322,71	1.747.378,72	7,72%	30
202121	0,00	0,00	1.367.056,00	10.363,98	390.686,62	1.757.742,62	9,3%	31
202122	0,00	0,00	1.367.056,00	11.716,83	402.402,85	1.769.458,85	10,57%	31
202123	0,00	0,00	1.367.056,00	13.756,88	414.168,74	1.781.224,74	10,99%	30
202124	0,00	0,00	1.367.056,00	12.802,25	426.970,98	1.794.026,98	11,0%	31
202125	0,00	0,00	1.367.056,00	13.429,36	440.400,34	1.807.456,34	12,63%	30
202126	0,00	0,00	1.367.056,00	14.699,34	455.099,64	1.822.155,68	13,42%	31
202127	0,00	0,00	1.367.056,00	15.295,34	470.365,82	1.837.761,82	13,91%	31
202128	0,00	0,00	1.367.056,00	14.171,99	484.477,81	1.851.533,01	14,39%	29
202129	0,00	0,00	1.367.056,00	14.585,47	499.862,48	1.866.118,48	13,31%	31
202130	0,00	0,00	1.367.056,00	13.328,58	512.391,86	1.879.447,86	12,53%	30
202131	0,00	0,00	1.367.056,00	13.836,83	526.297,59	1.893.263,89	12,57%	31
202132	0,00	0,00	1.367.056,00	13.821,63	540.024,22	1.907.085,52	13,82%	30
202133	0,00	0,00	1.367.056,00	14.864,75	554.894,30	1.921.950,30	13,38%	31
202134	0,00	0,00	1.367.056,00	14.999,05	569.893,34	1.936.949,34	13,71%	31
202135	0,00	0,00	1.367.056,00	13.871,63	583.765,17	1.950.421,17	13,07%	30
202136	0,00	0,00	1.367.056,00	14.337,41	598.122,61	1.965.178,61	13,96%	31
202137	0,00	0,00	1.367.056,00	13.960,26	611.682,86	1.978.738,86	12,76%	30
202138	0,00	0,00	1.367.056,00	13.879,32	625.562,19	1.992.618,19	12,63%	31
202139	0,00	0,00	1.367.056,00	12.923,25	639.385,43	2.005.441,43	11,62%	31
TOTALES	7.279.328,00	1.367.056,00		638.385,43				

74

SALDO TOTAL CAPITAL: 1.367.056,00
SALDO TOTAL INTERESES: 638.385,43
TOTAL LIQUIDACION CREDITO: 2.005.441,43

ACTUALIZACION LIQUIDACION DE CREDITO Y COSTAS

PENSIONADO JARAMILLO VALENCIA ELEAZARO CEDULA DE CIUDADANIA 4,963,104

ENTIDAD : MUNICIPIO DE CALOTO - CAUCA

PROCESO No. 10-246

CONSOLIDADO DE LIQUIDACION DE CRÉDITO Y COSTAS

PENSIONADO	JARAMILLO VALENCIA ELEAZARO		
CEDULA DE CIUDADANIA	4,963,104		
TOTAL CAPITAL CUOTAS PARTES	CON CORTE A	30-10-07	\$ 12,472,551,00
INTERESES ANTES DE LEY 1066 DE 2006	CON CORTE A	28-07-06	\$ 0,00
INTERESES LEY 1066 DE 2006	CON CORTE A	31-01-24	\$ 11,661,884,79
COSTAS PROCESALES (8%)	PROCESO No.	10-246	\$ 1,930,754,86
TOTAL LIQUIDACIÓN DE CRÉDITO Y COSTAS			\$ 26,065,190,65

 ELABORO: ABCOMUNO
 APROBO: RAUL RIEGA
 27/12/2014

Prebitudado	JARAMILLO VALENCIA ELEAZARO	Número documento	4963104	Tipo documento	CC
Entidad	MUNICIPIO DE CALOTO (CAUCA)	NIT Entidad	491501292	Concurrencia	19,33%
Tipo pensión	Vozes	Resolución	0722	Fecha resolución	05-05/2003
Efectividad	05/01/1999	Mesada	0,00	Estado	
Tipo contrato	Cesante	Fecha defunción	01/01/1900	Grupo pensional	
Observación					

Entidades:

NIT	Nombre Entidad	Concurrencia	Fecha inicio	Fecha corte de capital	Fecha corte de intereses
4963104	MUNICIPIO DE JAMUNDI (VALLE)	12,5%	01-02/2007	30-10/2007	31-01/2004
491501292	MUNICIPIO DE CALOTO (CAUCA)	19,33%			
499999003	MINISTERIO DE DEFENSA	61,65%			
499999009	CAJA NACIONAL DE PREVISIÓN SOCIAL EICE EN LIQUIDACIÓN	6,52%			

Salvados:

El pensionado no tiene salvados.

Periodo	Mesada	Valor Costa Parte	Saldo Capital	Intereses	Saldo Interés	Total Saldo	DTF	Días
200702	6.452.433,00	1.247.255,00	1.247.255,00	0,00	0,00	1.247.255,00	6,9%	28
200703	6.452.433,00	1.247.255,00	2.494.510,00	7.704,38	7.704,38	2.502.214,38	7,52%	31
200704	6.452.433,00	1.247.255,00	3.741.765,00	14.775,84	22.480,22	3.764.245,22	7,45%	30
200705	6.452.433,00	1.247.255,00	4.989.020,00	23.280,68	45.860,90	5.034.880,90	7,61%	31
200706	12.904.866,00	2.494.511,00	7.483.531,00	31.734,50	77.595,40	7.561.126,40	8,02%	30
200707	6.452.433,00	1.247.255,00	8.730.786,00	50.791,15	128.386,54	8.859.172,54	8,29%	31
200708	6.452.433,00	1.247.255,00	9.978.041,00	60.978,01	189.364,55	10.167.405,55	8,54%	31
200709	6.452.433,00	1.247.255,00	11.225.296,00	70.891,76	259.456,32	11.484.752,32	8,89%	30
200710	0,00	1.247.255,00	12.472.551,00	79.842,10	338.298,77	12.810.849,77	8,59%	31
200711	0,00	0,00	12.472.551,00	85.527,05	423.825,82	12.896.376,82	8,67%	30
200712	0,00	0,00	12.472.551,00	91.427,63	515.253,45	12.987.804,45	8,99%	31
200801	0,00	0,00	12.472.551,00	92.797,63	606.051,11	13.080.602,11	9,12%	31
200802	0,00	0,00	12.472.551,00	88.435,17	696.466,30	13.169.037,30	9,3%	29
200803	0,00	0,00	12.472.551,00	97.385,19	793.871,49	13.266.422,49	9,59%	31
200804	0,00	0,00	12.472.551,00	96.184,97	889.956,46	13.362.517,46	9,79%	30
200805	0,00	0,00	12.472.551,00	97.385,19	987.371,63	13.459.922,63	9,59%	31
200806	0,00	0,00	12.472.551,00	95.738,54	1.083.108,18	13.555.661,18	9,75%	30
200807	0,00	0,00	12.472.551,00	97.580,00	1.180.699,19	13.653.241,19	9,67%	31
200808	0,00	0,00	12.472.551,00	109.884,01	1.281.674,20	13.754.225,20	9,96%	31
200809	0,00	0,00	12.472.551,00	97.337,49	1.379.401,69	13.851.562,69	9,92%	30
200810	0,00	0,00	12.472.551,00	108.566,56	1.480.578,25	13.953.129,25	10,02%	31
200811	0,00	0,00	12.472.551,00	99.398,54	1.579.697,79	14.052.087,79	10,13%	30
200812	0,00	0,00	12.472.551,00	102.536,87	1.682.424,62	14.154.975,62	10,12%	31
200901	0,00	0,00	12.472.551,00	98.258,94	1.789.783,56	14.253.334,56	9,69%	31
200902	0,00	0,00	12.472.551,00	82.595,74	1.883.334,30	14.335.885,30	8,99%	28
200903	0,00	0,00	12.472.551,00	83.169,49	1.946.803,78	14.419.354,78	8,37%	31
200904	0,00	0,00	12.472.551,00	79.797,71	2.017.511,50	14.499.062,50	7,12%	30
200905	0,00	0,00	12.472.551,00	63.884,48	2.081.395,97	14.553.946,97	6,2%	31
200906	0,00	0,00	12.472.551,00	55.282,44	2.136.596,42	14.609.149,42	5,52%	30
200907	0,00	0,00	12.472.551,00	53.389,54	2.189.907,96	14.662.456,96	5,15%	31
200908	0,00	0,00	12.472.551,00	52.601,12	2.242.509,68	14.715.060,68	5,08%	31
200909	0,00	0,00	12.472.551,00	49.837,97	2.291.547,65	14.764.096,65	4,89%	30
200910	0,00	0,00	12.472.551,00	45.798,53	2.337.345,57	14.809.896,57	4,41%	31
200911	0,00	0,00	12.472.551,00	44.239,84	2.381.565,41	14.854.116,41	4,4%	30
200912	0,00	0,00	12.472.551,00	42.841,73	2.424.407,14	14.896.958,14	4,12%	31
201001	0,00	0,00	12.472.551,00	42.024,71	2.466.431,87	14.938.982,87	4,04%	31
201002	0,00	0,00	12.472.551,00	37.582,67	2.504.804,54	14.979.385,54	4%	28
201003	0,00	0,00	12.472.551,00	40.990,43	2.544.904,96	15.017.405,96	3,93%	31
201004	0,00	0,00	12.472.551,00	39.479,87	2.584.396,84	15.056.945,84	3,82%	30
201005	0,00	0,00	12.472.551,00	37.828,59	2.622.223,43	15.094.774,43	3,62%	31
201006	0,00	0,00	12.472.551,00	35.713,13	2.657.936,55	15.130.687,55	3,54%	30
201007	0,00	0,00	12.472.551,00	36.700,21	2.694.636,76	15.167.187,76	3,52%	31
201008	0,00	0,00	12.472.551,00	36.494,93	2.731.131,70	15.203.622,70	3,5%	31
201009	0,00	0,00	12.472.551,00	35.007,87	2.766.149,57	15.238.700,57	3,42%	30
201010	0,00	0,00	12.472.551,00	35.993,58	2.802.151,15	15.274.682,15	3,45%	31
201011	0,00	0,00	12.472.551,00	34.789,77	2.836.850,91	15.309.640,91	3,44%	30
201012	0,00	0,00	12.472.551,00	36.494,93	2.873.745,85	15.345.896,85	3,5%	31
201101	0,00	0,00	12.472.551,00	36.284,62	2.909.635,47	15.382.186,47	3,48%	31
201102	0,00	0,00	12.472.551,00	32.587,74	2.942.223,21	15.414.774,21	3,46%	28

20103	0,00	0,00	12.472.551,00	27.488,46	2.479.641,61	13.432.192,61	3,99%	31
20104	0,00	0,00	12.472.551,00	37.697,26	3.017.334,83	13.469.889,81	3,74%	30
20105	0,00	0,00	12.472.551,00	49.389,02	3.057.727,83	13.530.278,83	3,88%	31
20106	0,00	0,00	12.472.551,00	41.239,71	3.095.987,54	13.571.534,54	4,1%	30
20107	0,00	0,00	12.472.551,00	43.750,16	3.142.747,78	13.615.298,78	4,71%	31
20108	0,00	0,00	12.472.551,00	46.612,87	3.199.360,57	13.661.911,57	4,49%	31
20109	0,00	0,00	12.472.551,00	46.787,29	3.235.647,86	13.708.198,86	4,61%	30
20110	0,00	0,00	12.472.551,00	48.930,94	3.284.598,30	13.757.149,80	4,72%	31
20111	0,00	0,00	12.472.551,00	50.909,67	3.335.499,47	13.808.050,47	5,08%	30
20112	0,00	0,00	12.472.551,00	53.605,98	3.388.505,45	13.861.056,45	5,12%	31
201201	0,00	0,00	12.472.551,00	53.167,18	3.441.612,63	13.914.163,63	5,13%	31
201202	0,00	0,00	12.472.551,00	30.998,46	3.492.618,09	13.965.169,09	5,27%	29
201203	0,00	0,00	12.472.551,00	55.432,24	3.548.043,33	14.020.594,33	5,36%	31
201204	0,00	0,00	12.472.551,00	54.714,44	3.602.757,77	14.075.308,77	5,47%	30
201205	0,00	0,00	12.472.551,00	56.348,78	3.659.098,54	14.131.649,54	5,45%	31
201206	0,00	0,00	12.472.551,00	34.535,17	3.713.617,72	14.188.166,72	5,45%	30
201207	0,00	0,00	12.472.551,00	56.234,88	3.769.857,58	14.242.408,58	5,44%	31
201208	0,00	0,00	12.472.551,00	55.937,07	3.825.794,65	14.298.345,65	5,41%	31
201209	0,00	0,00	12.472.551,00	37.248,14	3.879.043,79	14.351.594,78	5,32%	30
201210	0,00	0,00	12.472.551,00	58.038,01	3.935.081,79	14.407.632,79	5,42%	31
201211	0,00	0,00	12.472.551,00	53.151,79	3.988.233,17	14.460.784,17	5,31%	30
201212	0,00	0,00	12.472.551,00	54.817,54	4.042.250,71	14.514.801,71	5,22%	31
201300	0,00	0,00	12.472.551,00	53.805,98	4.095.256,69	14.567.807,69	5,12%	31
201302	0,00	0,00	12.472.551,00	45.121,95	4.140.378,64	14.612.929,64	4,82%	28
201303	0,00	0,00	12.472.551,00	47.426,67	4.187.805,29	14.660.356,29	4,52%	31
201304	0,00	0,00	12.472.551,00	42.346,06	4.230.151,29	14.702.702,29	4,21%	30
201305	0,00	0,00	12.472.551,00	41.411,61	4.271.562,90	14.744.113,90	3,88%	31
201306	0,00	0,00	12.472.551,00	39.677,77	4.311.240,67	14.783.791,67	3,94%	30
201307	0,00	0,00	12.472.551,00	41.411,61	4.352.652,28	14.825.203,28	3,85%	31
201308	0,00	0,00	12.472.551,00	42.331,17	4.394.983,45	14.867.534,45	4,02%	31
201309	0,00	0,00	12.472.551,00	40.963,27	4.435.946,72	14.908.497,72	4,02%	30
201310	0,00	0,00	12.472.551,00	41.820,79	4.477.767,12	14.950.318,12	4,02%	31
201311	0,00	0,00	12.472.551,00	40.567,89	4.518.335,06	14.990.886,06	4,02%	30
201312	0,00	0,00	12.472.551,00	42.229,84	4.560.564,04	15.033.115,04	4,04%	31
201400	0,00	0,00	12.472.551,00	41.922,57	4.602.486,61	15.075.037,61	4,02%	31
201402	0,00	0,00	12.472.551,00	37.305,06	4.639.742,40	15.112.343,40	3,92%	28
201403	0,00	0,00	12.472.551,00	40.491,32	4.680.243,72	15.152.634,72	3,89%	31
201404	0,00	0,00	12.472.551,00	38.290,60	4.718.674,52	15.191.215,52	3,81%	30
201405	0,00	0,00	12.472.551,00	39.467,51	4.758.142,43	15.230.693,43	3,79%	31
201406	0,00	0,00	12.472.551,00	39.677,77	4.797.820,21	15.270.371,21	3,94%	30
201407	0,00	0,00	12.472.551,00	42.229,84	4.840.049,24	15.312.600,24	4,00%	31
201408	0,00	0,00	12.472.551,00	42.024,73	4.882.073,97	15.354.624,97	4,04%	31
201409	0,00	0,00	12.472.551,00	42.839,42	4.924.913,39	15.397.464,39	4,26%	30
201410	0,00	0,00	12.472.551,00	44.593,61	4.969.897,00	15.442.448,00	4,32%	31
201411	0,00	0,00	12.472.551,00	43.825,61	5.013.722,61	15.486.273,61	4,36%	30
201412	0,00	0,00	12.472.551,00	45.065,50	5.058.808,11	15.531.359,11	4,34%	31
201500	0,00	0,00	12.472.551,00	46.409,34	5.105.217,45	15.577.768,45	4,42%	31
201502	0,00	0,00	12.472.551,00	41.726,84	5.146.944,30	15.618.495,30	4,45%	28
201503	0,00	0,00	12.472.551,00	45.768,53	5.192.742,32	15.665.293,82	4,41%	31
201504	0,00	0,00	12.472.551,00	45.343,26	5.238.046,09	15.710.393,09	4,51%	30
201505	0,00	0,00	12.472.551,00	45.900,35	5.283.946,44	15.758.497,44	4,42%	31
201506	0,00	0,00	12.472.551,00	44.219,84	5.328.166,28	15.800.717,28	4,4%	30
201507	0,00	0,00	12.472.551,00	46.518,11	5.375.044,38	15.847.613,38	4,52%	31
201508	0,00	0,00	12.472.551,00	46.409,34	5.421.493,72	15.894.044,72	4,47%	31
201509	0,00	0,00	12.472.551,00	44.518,38	5.465.812,10	15.938.363,10	4,41%	30
201510	0,00	0,00	12.472.551,00	48.950,94	5.514.763,04	15.987.314,04	4,72%	31
201511	0,00	0,00	12.472.551,00	49.332,29	5.564.095,33	16.036.646,33	4,92%	30
201512	0,00	0,00	12.472.551,00	54.219,54	5.618.315,07	16.090.866,07	5,24%	31
201600	0,00	0,00	12.472.551,00	59.263,48	5.677.578,55	16.150.129,55	5,34%	31
201602	0,00	0,00	12.472.551,00	60.222,65	5.737.800,80	16.210.351,80	4,22%	29
201603	0,00	0,00	12.472.551,00	65.387,36	5.803.197,96	16.275.738,96	6,35%	31
201604	0,00	0,00	12.472.551,00	66.175,21	5.869.363,17	16.341.914,17	6,62%	30
201605	0,00	0,00	12.472.551,00	70.183,61	5.939.246,78	16.412.097,78	6,82%	31
201606	0,00	0,00	12.472.551,00	68.684,81	6.008.231,59	16.480.782,59	6,91%	30
201607	0,00	0,00	12.472.551,00	74.463,52	6.082.695,11	16.555.246,11	7,36%	31
201608	0,00	0,00	12.472.551,00	73.767,86	6.156.462,97	16.629.013,97	7,09%	31
201609	0,00	0,00	12.472.551,00	71.285,02	6.227.747,99	16.700.298,99	7,19%	30
201610	0,00	0,00	12.472.551,00	72.773,34	6.300.521,33	16.773.072,33	7,09%	31
201611	0,00	0,00	12.472.551,00	69.648,55	6.370.169,88	16.842.720,88	7,01%	30
201612	0,00	0,00	12.472.551,00	71.680,70	6.441.250,59	16.913.801,59	6,92%	31
201700	0,00	0,00	12.472.551,00	71.279,97	6.512.530,55	16.985.081,55	6,94%	31

100

201702	0.00	0.00	12,472,551.00	62,924.14	6,575,454.59	19,048,005.89	6.73%	28
201703	0.00	0.00	12,472,551.00	68,387.33	6,643,842.22	19,116,393.22	6.69%	31
201704	0.00	0.00	12,472,551.00	65,015.04	6,798,457.26	19,181,408.26	6.52%	30
201705	0.00	0.00	12,472,551.00	63,383.67	6,772,448.93	19,244,991.93	6.17%	31
201706	0.00	0.00	12,472,551.00	58,487.79	6,831,928.72	19,304,479.72	5.96%	30
201707	0.00	0.00	12,472,551.00	58,257.22	6,890,285.94	19,362,876.94	5.69%	31
201708	0.00	0.00	12,472,551.00	57,657.86	6,947,937.80	19,420,468.80	5.59%	31
201709	0.00	0.00	12,472,551.00	55,262.44	7,003,148.24	19,475,691.24	5.52%	30
201710	0.00	0.00	12,472,551.00	56,441.68	7,059,581.92	19,532,132.92	5.46%	30
201711	0.00	0.00	12,472,551.00	53,342.35	7,113,124.27	19,585,675.27	5.39%	30
201712	0.00	0.00	12,472,551.00	54,624.05	7,167,748.32	19,640,299.32	5.28%	31
201801	0.00	0.00	12,472,551.00	53,916.42	7,221,664.76	19,694,215.76	5.21%	31
201802	0.00	0.00	12,472,551.00	47,406.68	7,269,074.42	19,741,625.42	5.07%	28
201803	0.00	0.00	12,472,551.00	50,892.26	7,320,566.68	19,793,517.68	5.01%	31
201804	0.00	0.00	12,472,551.00	49,136.05	7,370,102.76	19,842,655.76	4.9%	30
201805	0.00	0.00	12,472,551.00	48,747.82	7,418,830.58	19,891,491.58	4.7%	31
201806	0.00	0.00	12,472,551.00	46,188.93	7,465,074.51	19,937,590.51	4.6%	30
201807	0.00	0.00	12,472,551.00	47,426.65	7,512,468.18	19,985,017.18	4.57%	31
201808	0.00	0.00	12,472,551.00	47,015.83	7,559,485.99	20,032,016.99	4.52%	31
201809	0.00	0.00	12,472,551.00	45,505.14	7,604,986.13	20,077,537.13	4.52%	30
201810	0.00	0.00	12,472,551.00	46,062.17	7,650,988.29	20,123,539.29	4.43%	31
201811	0.00	0.00	12,472,551.00	44,488.90	7,695,405.20	20,167,956.20	4.42%	30
201812	0.00	0.00	12,472,551.00	43,428.55	7,742,526.75	20,215,977.75	4.54%	31
201901	0.00	0.00	12,472,551.00	47,324.96	7,789,451.70	20,262,402.70	4.56%	31
201902	0.00	0.00	12,472,551.00	42,828.17	7,832,868.88	20,305,231.88	4.57%	28
201903	0.00	0.00	12,472,551.00	47,223.26	7,879,964.13	20,352,455.13	4.55%	31
201904	0.00	0.00	12,472,551.00	45,588.36	7,925,562.70	20,398,037.70	4.54%	30
201905	0.00	0.00	12,472,551.00	46,714.63	7,972,217.32	20,444,768.32	4.5%	31
201906	0.00	0.00	12,472,551.00	45,461.71	8,017,619.03	20,490,170.03	4.52%	30
201907	0.00	0.00	12,472,551.00	46,408.34	8,064,624.27	20,536,579.27	4.47%	31
201908	0.00	0.00	12,472,551.00	46,202.17	8,110,639.53	20,582,581.53	4.47%	31
201909	0.00	0.00	12,472,551.00	45,007.89	8,155,836.42	20,627,569.42	4.48%	30
201910	0.00	0.00	12,472,551.00	45,798.53	8,200,836.95	20,673,587.95	4.41%	31
201911	0.00	0.00	12,472,551.00	44,515.42	8,245,352.37	20,717,903.37	4.42%	30
201912	0.00	0.00	12,472,551.00	46,918.11	8,292,279.48	20,764,821.48	4.52%	31
202001	0.00	0.00	12,472,551.00	47,321.55	8,339,392.82	20,811,943.02	4.54%	31
202002	0.00	0.00	12,472,551.00	43,345.02	8,382,707.05	20,855,258.05	4.46%	28
202003	0.00	0.00	12,472,551.00	46,714.63	8,429,421.67	20,901,972.67	4.5%	31
202004	0.00	0.00	12,472,551.00	45,698.09	8,475,118.65	20,947,669.65	4.55%	30
202005	0.00	0.00	12,472,551.00	44,575.94	8,519,694.59	20,992,245.59	4.29%	31
202006	0.00	0.00	12,472,551.00	37,585.42	8,557,590.00	21,036,141.00	3.76%	30
202007	0.00	0.00	12,472,551.00	34,551.46	8,592,441.41	21,064,992.41	3.34%	31
202008	0.00	0.00	12,472,551.00	29,193.96	8,621,625.37	21,094,176.37	2.79%	31
202009	0.00	0.00	12,472,551.00	24,235.98	8,645,861.32	21,118,412.32	2.39%	30
202010	0.00	0.00	12,472,551.00	21,308.74	8,667,168.86	21,139,719.86	2.03%	31
202011	0.00	0.00	12,472,551.00	19,914.09	8,687,662.15	21,159,632.15	1.96%	30
202012	0.00	0.00	12,472,551.00	20,266.27	8,707,348.43	21,179,898.43	1.93%	31
202101	0.00	0.00	12,472,551.00	20,058.06	8,727,406.48	21,199,957.48	1.9%	31
202102	0.00	0.00	12,472,551.00	17,174.93	8,744,581.41	21,217,132.41	1.81%	28
202103	0.00	0.00	12,472,551.00	18,399.57	8,763,169.98	21,235,714.98	1.77%	31
202104	0.00	0.00	12,472,551.00	17,888.21	8,781,679.19	21,253,636.19	1.76%	30
202105	0.00	0.00	12,472,551.00	19,120.67	8,800,199.87	21,272,750.87	1.82%	31
202106	0.00	0.00	12,472,551.00	19,413.46	8,819,610.32	21,292,161.32	1.9%	30
202107	0.00	0.00	12,472,551.00	18,953.95	8,839,564.27	21,312,115.27	1.9%	31
202108	0.00	0.00	12,472,551.00	20,392.66	8,860,454.93	21,332,005.93	1.99%	31
202109	0.00	0.00	12,472,551.00	20,830.05	8,881,274.98	21,353,625.98	2.05%	30
202110	0.00	0.00	12,472,551.00	23,281.07	8,904,556.04	21,377,107.04	2.22%	31
202111	0.00	0.00	12,472,551.00	28,841.11	8,931,397.15	21,403,948.15	2.65%	30
202112	0.00	0.00	12,472,551.00	30,570.29	8,959,967.45	21,443,518.45	3.0%	31
202201	0.00	0.00	12,472,551.00	36,186.65	9,007,154.40	21,479,705.40	3.47%	31
202202	0.00	0.00	12,472,551.00	40,439.31	9,047,393.71	21,520,144.71	4.31%	28
202203	0.00	0.00	12,472,551.00	50,487.00	9,099,690.71	21,571,631.71	4.97%	31
202204	0.00	0.00	12,472,551.00	59,584.99	9,158,665.70	21,631,216.70	5.97%	30
202205	0.00	0.00	12,472,551.00	72,275.76	9,230,941.47	21,703,492.47	7.84%	31
202206	0.00	0.00	12,472,551.00	78,467.44	9,307,408.90	21,779,959.90	7.72%	30
202207	0.00	0.00	12,472,551.00	94,556.71	9,401,965.61	21,874,516.61	9.1%	31
202208	0.00	0.00	12,472,551.00	106,893.08	9,508,858.69	21,981,409.69	10.37%	31
202209	0.00	0.00	12,472,551.00	107,349.71	9,616,308.40	22,098,759.40	10.99%	30
202210	0.00	0.00	12,472,551.00	118,807.30	9,733,011.71	22,205,562.71	11.67%	31
202211	0.00	0.00	12,472,551.00	122,524.91	9,855,336.62	22,328,087.62	12.63%	30
202212	0.00	0.00	12,472,551.00	134,111.74	9,989,148.36	22,462,199.36	13.42%	31

101

202101	0,00	0,00	12.472.551,00	178.728,27	10.128.376,53	22.600.927,63	18,91%	31
202102	0,00	0,00	12.472.551,00	129.300,38	10.257.677,50	22.730.228,00	18,29%	28
202103	0,00	0,00	12.472.551,00	173.872,87	10.290.749,87	22.863.300,97	18,31%	31
202104	0,00	0,00	12.472.551,00	121.605,42	10.312.355,29	22.994.906,29	18,53%	30
202105	0,00	0,00	12.472.551,00	126.060,01	10.658.415,29	23.110.966,29	18,57%	31
202106	0,00	0,00	12.472.551,00	128.193,78	10.764.819,88	23.237.070,08	18,62%	30
202107	0,00	0,00	12.472.551,00	135.621,18	10.900.140,26	23.372.691,26	18,78%	31
202108	0,00	0,00	12.472.551,00	138.848,17	11.036.988,43	23.509.537,43	18,81%	31
202109	0,00	0,00	12.472.551,00	128.581,79	11.143.548,22	23.626.099,22	18,92%	30
202110	0,00	0,00	12.472.551,00	130.992,33	11.294.940,57	23.767.091,57	19,09%	31
202111	0,00	0,00	12.472.551,00	123.715,13	11.418.259,70	23.890.810,70	19,16%	30
202112	0,00	0,00	12.472.551,00	126.630,15	11.544.889,85	24.017.440,89	19,27%	31
202101	0,00	0,00	12.472.551,00	138.994,91	11.661.884,79	24.134.435,79	19,32%	31
TOTALES	56.971.897,00	12.472.551,00			11.661.884,79			

102

SALDO TOTAL CAPITAL: 22.472.551,00
 SALDO TOTAL INTERESES: 11.661.884,79
 TOTAL LIQUIDACION CREDITO: 24.134.435,79



ACTUALIZACION LIQUIDACION DE CREDITO Y COSTAS

PENSIONADO ROJAS GOMEZ PEDRO ALEJANDRO CEDULA DE CIUDADANIA 1,011,153

ENTIDAD : MUNICIPIO DE TUNUNGUA

PROCESO No. 16-237

CONSOLIDADO DE LIQUIDACION DE CRÉDITO Y COSTAS

PENSIONADO	ROJAS GOMEZ PEDRO ALEJANDRO		
CEDULA DE CIUDADANIA	1,011,153		
TOTAL CAPITAL CUOTAS PARTES	CON CORTE A	30-01-16	\$ 7,810,631,00
INTERESES ANTES DE LEY 1066 DE 2006	CON CORTE A	28-07-06	\$ 0,00
INTERESES LEY 1066 DE 2006	CON CORTE A	31-01-24	\$ 3,837,968,03
COSTAS PROCESALES (5%)	PROCESO No.	16-237	\$ 582,429,95
TOTAL LIQUIDACIÓN DE CRÉDITO Y COSTAS			\$ 12,231,028,98

ELABORO: ALCMORLO
APROBO: NAJA RUECA
23/02/2014

Previsi3nada	KOIAS G3MBEZ PEDRO ALFJANZWO	N3mero documento	1011153	Tipo documento	CC
Entidad	MUNICIPIO DE TUNUNGUJA	NIT Entidad	80009839	Concurrencia	6,01%
Tipo posici3n	Vozce	Resoluci3n	0969	Fecha resoluci3n	15/12/1995
Efektividad	15/12/1995	M3sada	0,00	Estado	
Tipo cotizante	C3suado	Fecha defici3n	01/01/1900	Grupo profesional	E
Observaci3n					

Entidades:

NIT	Nombre Entidad	Concurrencia	Fecha inicio	Fecha corte de capital	Fecha corte de intereses
80009839	MUNICIPIO DE TUNUNGUJA	6,01%	01/01/2015	30/06/2016	
891003496	DEPARTAMENTO DE BOYACA	31,98%			
88999734	FONDO DE PREVISI3N SOCIAL DEL CONGRESO DE LA REPUBLICA	72,01%			31/03/2024

Sumatorias:

El prestatado no tiene sustento

Periodo	M3sada	Valor Cuota Parte	Saldo Capital	Intereses	Saldo Inter3s	Total Saldos	DTP	D3as
201507	16.108.750,00	968.136,00	968.136,00	0,00	0,00	968.136,00	4,52%	31
201508	16.108.750,00	968.136,00	1.936.272,00	3.602,35	3.602,35	1.939.874,35	4,47%	31
201509	16.108.750,00	968.136,00	2.904.408,00	6.890,10	10.492,45	2.914.898,45	4,41%	30
201510	16.108.750,00	968.136,00	3.872.544,00	11.398,91	21.891,37	3.894.435,37	4,72%	31
201511	16.108.750,00	968.136,00	4.840.680,00	15.316,95	37.198,32	4.877.878,32	4,92%	30
201512	32.217.500,00	1.936.272,00	6.776.952,00	21.843,04	58.241,36	6.835.193,36	5,24%	31
201601	17.199.512,00	1.033.679,00	7.810.631,00	32.700,77	90.942,13	7.901.573,13	5,34%	31
201602	0,00	0,00	7.810.631,00	37.712,59	128.154,72	7.938.785,72	6,25%	29
201603	0,00	0,00	7.810.631,00	40.947,24	169.101,97	7.979.732,97	6,25%	31
201604	0,00	0,00	7.810.631,00	41.480,61	210.582,58	8.021.173,58	6,03%	30
201605	0,00	0,00	7.810.631,00	43.950,77	254.493,35	8.065.124,35	6,03%	31
201606	0,00	0,00	7.810.631,00	43.012,19	297.495,54	8.108.136,54	6,91%	30
201607	0,00	0,00	7.810.631,00	46.630,96	344.136,50	8.154.767,50	7,26%	31
201608	0,00	0,00	7.810.631,00	46.193,32	390.331,83	8.200.962,83	7,19%	31
201609	0,00	0,00	7.810.631,00	44.610,50	434.972,33	8.245.602,33	7,18%	30
201610	0,00	0,00	7.810.631,00	45.572,53	480.544,86	8.291.175,86	7,09%	31
201611	0,00	0,00	7.810.631,00	45.815,71	524.160,57	8.334.791,57	7,01%	30
201612	0,00	0,00	7.810.631,00	44.512,56	568.672,13	8.379.304,13	6,92%	31
201701	0,00	0,00	7.810.631,00	44.637,34	613.310,47	8.423.941,47	6,94%	31
201702	0,00	0,00	7.810.631,00	39.404,83	657.715,30	8.467.346,30	6,75%	28
201703	0,00	0,00	7.810.631,00	42.825,60	695.548,20	8.506.172,20	6,65%	31
201704	0,00	0,00	7.810.631,00	40.714,08	736.255,74	8.546.986,74	6,53%	30
201705	0,00	0,00	7.810.631,00	39.817,72	776.073,01	8.586.704,01	6,17%	31
201706	0,00	0,00	7.810.631,00	37.252,78	813.325,78	8.623.956,78	5,96%	30
201707	0,00	0,00	7.810.631,00	36.544,74	849.370,57	8.660.501,57	5,65%	31
201708	0,00	0,00	7.810.631,00	36.083,07	885.075,64	8.696.694,64	5,38%	31
201709	0,00	0,00	7.810.631,00	34.569,18	920.542,83	8.731.113,83	5,52%	30
201710	0,00	0,00	7.810.631,00	35.345,23	955.888,06	8.766.319,06	5,46%	31
201711	0,00	0,00	7.810.631,00	35.529,59	989.417,65	8.800.048,65	5,35%	30
201712	0,00	0,00	7.810.631,00	34.206,89	1.023.624,62	8.834.255,62	5,26%	31
201801	0,00	0,00	7.810.631,00	33.763,84	1.057.388,47	8.868.019,47	5,21%	31
201802	0,00	0,00	7.810.631,00	29.689,16	1.091.077,63	8.901.766,63	5,07%	28
201803	0,00	0,00	7.810.631,00	32.496,26	1.119.573,89	8.936.294,89	5,01%	31
201804	0,00	0,00	7.810.631,00	30.770,27	1.150.244,16	8.969.975,16	4,95%	30
201805	0,00	0,00	7.810.631,00	30.527,13	1.180.871,29	9.003.592,29	4,71%	31
201806	0,00	0,00	7.810.631,00	28.924,69	1.209.795,98	9.037.426,98	4,65%	30
201807	0,00	0,00	7.810.631,00	29.699,76	1.239.495,76	9.071.126,76	4,57%	31
201808	0,00	0,00	7.810.631,00	29.449,02	1.268.948,70	9.105.597,70	4,53%	31
201809	0,00	0,00	7.810.631,00	28.493,15	1.297.434,14	9.139.927,14	4,53%	30
201810	0,00	0,00	7.810.631,00	28.887,74	1.326.241,88	9.174.472,88	4,47%	31
201811	0,00	0,00	7.810.631,00	27.815,00	1.354.056,88	9.208.871,88	4,42%	30
201812	0,00	0,00	7.810.631,00	29.588,72	1.383.565,60	9.244.146,60	4,54%	31
201901	0,00	0,00	7.810.631,00	29.636,10	1.413.201,70	9.279.832,70	4,56%	31
201902	0,00	0,00	7.810.631,00	26.828,73	1.443.022,43	9.315.851,16	4,57%	28
201903	0,00	0,00	7.810.631,00	29.572,41	1.473.594,84	9.351.166,24	4,55%	31
201904	0,00	0,00	7.810.631,00	28.554,99	1.496.349,83	9.386.944,82	4,54%	30
201905	0,00	0,00	7.810.631,00	29.253,90	1.527.493,72	9.423.741,62	4,1%	31
201906	0,00	0,00	7.810.631,00	28.431,71	1.555.835,44	9.461.267,15	4,52%	30
201907	0,00	0,00	7.810.631,00	29.062,72	1.584.898,15	9.500.065,15	4,47%	31
201908	0,00	0,00	7.810.631,00	28.607,74	1.613.705,89	9.539.312,89	4,43%	31

201909	0,00	0,00	7.810.631,00	28.185,09	1.648.298,98	9.452.521,98	4,18%	30
201910	0,00	0,00	7.810.631,00	28.080,21	1.670.571,19	9.481.202,19	4,41%	31
201911	0,00	0,00	7.810.631,00	27.876,70	1.698.447,89	9.509.078,89	4,43%	30
201912	0,00	0,00	7.810.631,00	29.381,32	1.727.929,21	9.538.462,21	4,52%	31
202001	0,00	0,00	7.810.631,00	29.508,72	1.757.327,93	9.567.968,93	4,54%	31
202002	0,00	0,00	7.810.631,00	27.124,98	1.784.462,91	9.595.893,91	4,46%	29
202003	0,00	0,00	7.810.631,00	29.253,90	1.813.716,40	9.624.347,80	4,57%	31
202004	0,00	0,00	7.810.631,00	28.616,62	1.842.333,42	9.652.964,42	4,55%	30
202005	0,00	0,00	7.810.631,00	27.914,59	1.870.246,01	9.680.873,01	4,29%	31
202006	0,00	0,00	7.810.631,00	23.731,08	1.893.479,10	9.704.610,10	3,76%	30
202007	0,00	0,00	7.810.631,00	21.824,84	1.915.903,94	9.726.434,94	3,34%	31
202008	0,00	0,00	7.810.631,00	18.275,74	1.934.079,68	9.744.710,68	2,70%	31
202009	0,00	0,00	7.810.631,00	18.177,18	1.949.216,86	9.759.893,86	2,39%	30
202010	0,00	0,00	7.810.631,00	13.342,83	1.962.599,68	9.773.236,68	2,03%	31
202011	0,00	0,00	7.810.631,00	12.470,71	1.975.070,40	9.785.704,40	1,96%	30
202012	0,00	0,00	7.810.631,00	12.691,26	1.987.761,65	9.798.392,65	1,93%	31
202101	0,00	0,00	7.810.631,00	12.560,87	2.000.322,53	9.810.953,53	1,91%	31
202102	0,00	0,00	7.810.631,00	10.755,34	2.011.077,91	9.821.708,91	1,61%	29
202103	0,00	0,00	7.810.631,00	11.647,53	2.022.724,43	9.833.556,43	1,77%	31
202104	0,00	0,00	7.810.631,00	11.208,32	2.033.933,75	9.844.564,75	1,70%	30
202105	0,00	0,00	7.810.631,00	11.973,83	2.045.907,61	9.856.326,61	1,82%	31
202106	0,00	0,00	7.810.631,00	12.155,33	2.058.062,93	9.868.493,93	1,91%	30
202107	0,00	0,00	7.810.631,00	12.493,67	2.070.558,60	9.881.049,60	1,59%	31
202108	0,00	0,00	7.810.631,00	11.982,27	2.083.440,87	9.894.271,87	1,99%	31
202109	0,00	0,00	7.810.631,00	13.038,03	2.096.679,92	9.907.329,92	2,03%	30
202110	0,00	0,00	7.810.631,00	14.579,20	2.111.258,12	9.921.889,12	2,22%	31
202111	0,00	0,00	7.810.631,00	16.808,59	2.128.066,71	9.938.097,71	2,63%	30
202112	0,00	0,00	7.810.631,00	24.779,93	2.152.846,64	9.963.477,64	3,39%	31
202201	0,00	0,00	7.810.631,00	22.661,20	2.175.567,84	9.986.358,84	3,47%	31
202202	0,00	0,00	7.810.631,00	23.324,13	2.200.831,97	10.011.462,97	4,31%	29
202203	0,00	0,00	7.810.631,00	32.342,49	2.233.074,45	10.043.795,45	4,97%	31
202204	0,00	0,00	7.810.631,00	37.312,65	2.270.398,10	10.081.019,10	5,97%	30
202205	0,00	0,00	7.810.631,00	45.260,93	2.315.649,03	10.126.290,03	7,04%	31
202206	0,00	0,00	7.810.631,00	47.885,87	2.363.334,90	10.174.055,90	7,72%	30
202207	0,00	0,00	7.810.631,00	59.213,84	2.422.748,74	10.233.379,74	9,37%	31
202208	0,00	0,00	7.810.631,00	66.929,18	2.489.697,92	10.303.316,92	10,37%	31
202209	0,00	0,00	7.810.631,00	67.225,14	2.558.913,06	10.385.546,06	10,99%	30
202210	0,00	0,00	7.810.631,00	73.145,22	2.630.058,28	10.480.699,28	11,85%	31
202211	0,00	0,00	7.810.631,00	76.728,24	2.708.798,52	10.517.417,52	12,63%	30
202212	0,00	0,00	7.810.631,00	83.984,21	2.790.730,73	10.601.401,73	13,42%	31
202301	0,00	0,00	7.810.631,00	86.375,20	2.877.643,92	10.688.216,92	13,91%	31
202302	0,00	0,00	7.810.631,00	89.971,21	2.968.617,13	10.769.248,13	14,59%	29
202303	0,00	0,00	7.810.631,00	83.333,64	3.048.950,77	10.852.381,77	13,10%	31
202304	0,00	0,00	7.810.631,00	78.152,43	3.118.103,20	10.928.734,20	12,53%	30
202305	0,00	0,00	7.810.631,00	78.942,01	3.197.045,20	11.007.676,20	12,57%	31
202306	0,00	0,00	7.810.631,00	74.965,42	3.275.014,62	11.086.645,62	13,02%	30
202307	0,00	0,00	7.810.631,00	84.929,46	3.360.944,08	11.171.975,08	13,38%	31
202308	0,00	0,00	7.810.631,00	83.696,58	3.446.940,66	11.257.271,66	13,71%	31
202309	0,00	0,00	7.810.631,00	79.256,24	3.525.946,90	11.336.527,90	13,87%	30
202310	0,00	0,00	7.810.631,00	82.030,77	3.607.927,67	11.418.538,67	13,89%	31
202311	0,00	0,00	7.810.631,00	77.436,09	3.685.403,75	11.496.034,75	12,36%	30
202312	0,00	0,00	7.810.631,00	79.299,01	3.764.782,82	11.573.333,82	12,63%	31
202401	0,00	0,00	7.810.631,00	73.265,24	3.837.968,03	11.648.599,03	11,62%	31
TOTALES	129.968.362,00	7.810.631,00		3.837.968,03				

SALDO TOTAL CAPITAL: 7.810.631,00
SALDO TOTAL INTERESES: 3.837.968,03
TOTAL LIQUIDACION CREDITO: 11.648.599,03

54

61

ACTUALIZACION LIQUIDACION DE CREDITO Y COSTAS

PENSIONADO OCAMPO VALENCIA JOSE MIGUEL CEDULA DE CIUDADANIA 1,255,952

ENTIDAD: MUNICIPIO DE EL CAIRO - GUAJIRA

PROCESO No. 17-390

CONSOLIDADO DE LIQUIDACION DE CRÉDITO Y COSTAS

PENSIONADO	OCAMPO VALENCIA JOSE MIGUEL		
CEDULA DE CIUDADANIA	1,255,952		
TOTAL CAPITAL CUOTAS PARTES	CON CORTE A	30-07-17	\$ 4,785,072,00
INTERESES ANTES DE LEY 1066 DE 2006	CON CORTE A	28-07-06	\$ 0,00
INTERESES LEY 1066 DE 2006	CON CORTE A	31-01-24	\$ 1,970,695,00
COSTAS PROCESALES (5%)	PROCESO No.	17-390	\$ 337,788,35
TOTAL LIQUIDACIÓN DE CRÉDITO Y COSTAS			\$ 7,093,555,35

ELABORO ARCEMIRMO

APROBO RAUL RUEDA

27/02/2024

Precedente	OSCARO VALENZUELA JIMÉNEZ	Número documento	125195	Tipo documento	CC
Entidad	MUNICIPIO DE EL CAIRO	NIT Entidad	800180115	Concordancia	11.93%
Tipo persona	Vieja	Resolución	0999	Fecha resolución	24/05/2004
Ejercicio	09/01/2008	Mesada	0.00	Estado	
Tipo cotizante	Causante	Fecha de emisión	01/01/1990	Grupo pensional	
Observación					

Entidades:

NIT	Nombre Entidad	Concordancia	Fecha inicio
800180115	MUNICIPIO DE EL CAIRO	11,93%	01/01/2014
800525148	FIDUCIARIA LA PREVISORA S.A.	41,78%	31/07/2017
800090028	MINISTERIO DE AGRICULTURA	18,04%	31/01/2024
800097114	FONDO DE PREVISIÓN SOCIAL DEL CONGRESO DE LA REPUBLICA	28,26%	

Resúmenes:

Tipo del Id	Número de Documento	Nombre Póliza	Genero	Porcentaje de aportación %	Fecha Admisión	Fecha Emisión	Fecha Inicio Pago	Tipo Fracción	Valor Mesada
CC	26381902	CORRALES DE UCAMPO DAILY	Femenino	100.00	01/03/2004	01/01/1999	01/09/2004	Subseguencia	6.00

Periodo	Mesada	Valor Costa Fija	Saldo Capital	Intereses	Saldo Interés	Total Saldo	DTF	Días
201607	2,344,411.00	309,511.00	309,511.00	0.00	0.00	309,511.00	7.20%	31
201608	2,344,411.00	309,511.00	619,022.00	1,830.59	1,830.59	620,852.59	7.19%	31
201609	2,344,411.00	309,511.00	928,533.00	3,577.81	3,564.34	932,097.34	7.19%	30
201610	2,344,411.00	309,511.00	1,238,044.00	5,417.71	10,786.27	1,248,830.27	7.09%	31
201611	2,344,411.00	309,511.00	1,547,555.00	6,915.48	17,699.75	1,565,254.75	7.01%	30
201612	2,344,411.00	309,511.00	1,857,066.00	8,419.51	26,379.26	1,883,445.26	6.92%	31
201701	2,343,399.00	327,310.00	2,164,981.00	12,581.91	38,961.21	2,203,942.21	6.94%	31
201702	2,343,399.00	327,310.00	2,474,291.00	15,591.79	54,553.00	2,528,844.00	6.78%	28
201703	2,343,399.00	327,310.00	2,783,601.00	18,604.78	72,157.78	2,855,758.78	6.61%	31
201704	2,343,399.00	327,310.00	3,092,911.00	21,612.64	92,770.42	3,185,680.42	6.53%	30
201705	2,343,399.00	327,310.00	3,402,221.00	27,719.60	121,489.31	3,523,710.31	6.17%	31
201706	2,343,399.00	327,310.00	3,711,531.00	33,799.00	158,288.31	3,870,019.31	5.96%	30
201707	2,343,399.00	327,310.00	4,020,841.00	40,857.21	200,145.52	4,221,155.52	5.67%	31
201708	0.00	0.00	4,330,151.00	52,118.01	262,263.53	4,592,414.53	5.58%	31
201709	0.00	0.00	4,639,461.00	61,378.32	333,641.85	4,973,109.85	5.51%	30
201710	0.00	0.00	4,948,771.00	71,663.71	435,305.56	5,485,136.56	5.40%	31
201711	0.00	0.00	5,258,081.00	83,014.41	577,320.31	6,035,405.31	5.31%	30
201712	0.00	0.00	5,567,391.00	95,424.42	759,744.73	6,627,135.73	5.28%	31
201801	0.00	0.00	5,876,701.00	108,884.94	1,021,629.67	7,207,215.67	5.21%	31
201802	0.00	0.00	6,186,011.00	123,396.11	1,363,025.78	7,672,432.89	5.07%	28
201803	0.00	0.00	6,495,321.00	138,958.37	1,794,984.15	8,291,263.52	5.01%	31
201804	0.00	0.00	6,804,631.00	155,572.00	2,426,556.15	9,231,187.15	4.94%	30
201805	0.00	0.00	7,113,941.00	173,236.41	3,299,792.56	10,413,969.97	4.75%	31
201806	0.00	0.00	7,423,251.00	191,951.00	4,521,743.56	11,945,004.56	4.67%	30
201807	0.00	0.00	7,732,561.00	211,715.32	6,143,458.88	13,886,016.32	4.57%	31
201808	0.00	0.00	8,041,871.00	232,529.00	8,264,987.88	16,306,866.88	4.51%	31
201809	0.00	0.00	8,351,181.00	254,392.00	11,186,380.00	19,537,573.00	4.43%	31
201810	0.00	0.00	8,660,491.00	277,305.00	15,107,685.00	23,768,185.00	4.37%	31
201811	0.00	0.00	8,969,801.00	301,268.00	20,028,990.00	29,000,059.00	4.32%	31
201812	0.00	0.00	9,279,111.00	326,281.00	26,950,271.00	36,555,663.00	4.28%	31
201901	0.00	0.00	9,588,421.00	352,344.00	36,871,615.00	46,752,360.00	4.26%	31
201902	0.00	0.00	9,897,731.00	379,457.00	50,663,072.00	58,560,809.00	4.25%	28
201903	0.00	0.00	10,207,041.00	407,620.00	69,354,492.00	79,562,113.00	4.25%	31
201904	0.00	0.00	10,516,351.00	436,833.00	95,845,825.00	106,862,979.00	4.24%	30
201905	0.00	0.00	10,825,661.00	467,096.00	132,337,171.00	143,672,928.00	4.24%	31
201906	0.00	0.00	11,134,971.00	498,409.00	181,838,580.00	193,473,960.00	4.24%	30
201907	0.00	0.00	11,444,281.00	530,772.00	247,339,852.00	259,314,805.00	4.24%	31
201908	0.00	0.00	11,753,591.00	564,185.00	339,820,037.00	351,633,712.00	4.24%	31
201909	0.00	0.00	12,062,901.00	608,648.00	467,311,185.00	479,982,734.00	4.24%	31
201910	0.00	0.00	12,372,211.00	654,161.00	641,802,346.00	644,828,718.00	4.24%	31
201911	0.00	0.00	12,681,521.00	700,724.00	874,293,570.00	875,075,091.00	4.24%	31
201912	0.00	0.00	12,990,831.00	748,337.00	1,186,784,807.00	1,187,775,644.00	4.24%	31
202001	0.00	0.00	13,300,141.00	797,000.00	1,600,276,007.00	1,601,573,148.00	4.24%	31
202002	0.00	0.00	13,609,451.00	846,713.00	2,142,767,220.00	2,144,123,384.00	4.24%	28
202003	0.00	0.00	13,918,761.00	897,476.00	2,935,248,696.00	2,937,166,457.00	4.24%	31
202004	0.00	0.00	14,228,071.00	949,289.00	3,984,538,185.00	3,986,527,464.00	4.24%	31
202005	0.00	0.00	14,537,381.00	1,002,352.00	5,416,890,537.00	5,418,942,889.00	4.24%	31
202006	0.00	0.00	14,846,691.00	1,056,565.00	7,289,457,102.00	7,291,513,757.00	4.24%	31
202007	0.00	0.00	15,156,001.00	1,111,928.00	10,001,385,030.00	10,002,546,958.00	4.24%	31
202008	0.00	0.00	15,465,311.00	1,169,141.00	13,592,526,171.00	13,593,695,312.00	4.24%	31
202009	0.00	0.00	15,774,621.00	1,228,104.00	18,283,677,275.00	18,284,905,899.00	4.24%	31
202010	0.00	0.00	16,083,931.00	1,288,617.00	24,875,294,392.00	24,876,583,009.00	4.24%	31
202011	0.00	0.00	16,393,241.00	1,350,280.00	34,067,019,672.00	34,068,369,912.00	4.24%	31
202012	0.00	0.00	16,702,551.00	1,413,093.00	46,259,112,765.00	46,260,525,858.00	4.24%	31
202101	0.00	0.00	17,011,861.00	1,477,056.00	62,551,173,821.00	62,552,650,877.00	4.24%	31
202102	0.00	0.00	17,321,171.00	1,542,169.00	84,043,342,990.00	84,044,885,159.00	4.24%	28
202103	0.00	0.00	17,630,481.00	1,608,432.00	113,035,511,162.00	113,037,119,634.00	4.24%	31
202104	0.00	0.00	17,939,791.00	1,675,845.00	155,927,681,334.00	155,929,357,179.00	4.24%	31
202105	0.00	0.00	18,249,101.00	1,744,408.00	209,820,081,506.00	209,821,725,914.00	4.24%	31
202106	0.00	0.00	18,558,411.00	1,814,121.00	290,712,202,677.00	290,713,916,798.00	4.24%	31
202107	0.00	0.00	18,867,721.00	1,885,084.00	394,604,286,849.00	394,606,071,933.00	4.24%	31
202108	0.00	0.00	19,177,031.00	1,957,297.00	527,506,584,020.00	527,508,381,317.00	4.24%	31
202109	0.00	0.00	19,486,341.00	2,030,760.00	705,408,882,191.00	705,410,892,951.00	4.24%	31
202110	0.00	0.00	19,795,651.00	2,105,473.00	953,311,180,362.00	953,313,285,835.00	4.24%	31
202111	0.00	0.00	20,104,961.00	2,181,436.00	1,286,213,478,533.00	1,286,215,660,000.00	4.24%	31
202112	0.00	0.00	20,414,271.00	2,258,649.00	1,729,115,776,704.00	1,729,118,035,353.00	4.24%	31
202201	0.00	0.00	20,723,581.00	2,337,112.00	2,306,018,074,875.00	2,306,020,392,000.00	4.24%	31
202202	0.00	0.00	21,032,891.00	2,416,825.00	3,072,919,899,046.00	3,072,922,315,000.00	4.24%	28
202203	0.00	0.00	21,342,201.00	2,497,888.00	4,189,821,723,217.00	4,189,824,210,000.00	4.24%	31
202204	0.00	0.00	21,651,511.00	2,580,101.00	5,706,723,625,388.00	5,706,726,205,000.00	4.24%	31
202205	0.00	0.00	21,960,821.00	2,663,564.00	7,583,625,527,559.00	7,583,628,190,000.00	4.24%	31
202206	0.00	0.00	22,270,131.00	2,748,277.00	10,000,527,429,730.00	10,000,530,170,000.00	4.24%	31
202207	0.00	0.00	22,579,441.00	2,834,240.00	13,334,429,331,901.00	13,334,432,160,000.00	4.24%	31
202208	0.00	0.00	22,888,751.00	2,921,453.00	17,915,881,234,072.00	17,915,884,110,000.00	4.24%	31
202209	0.00	0.00	23,198,061.00	2,999,916.00	24,015,793,136,243.00	24,015,796,030,000.00	4.24%	31
202210	0.00	0.00	23,507,371.00	3,079,529.00	31,935,313,038,414.00	31,935,315,960,000.00	4.24%	31
202211	0.00	0.00	23,816,681.00	3,160,292.00	42,855,614,940,585.00	42,855,617,900,000.00	4.24%	31
202212	0.00	0.00	24,125,991.00	3,242,305.00	58,007,916,842,756.00	58,007,920,000.00	4.24%	31
202301	0.00	0.00	24,435,301.00	3,325,518.00	77,333,436,744,927.00	77,333,440,000.00	4.24%	31
202302	0.00	0.00	24,744,611.00	3,410,031.00	103,043,466,647,098.00	103,043,470,000.00	4.24%	28
202303	0.00	0.00	25,053,921.00	3,495,744.00	137,538,211,549,269.00	137,538,215,000.00	4.24%	31
202304	0.00	0.00	25,363,231.00	3,582,607.00	185,932,957,451,440.00	185,932,961,000.00	4.24%	31
202305	0.00	0.00	25,672,541.00	3,670,620.00	254,403,577,353,611.00	254,403,581,000.00	4.24%	31
202306	0.00	0.00	25,981,851.00	3,759,833.00	350,963,411,255,782.00	350,963,415,000.00	4.24%	31
202307	0.00	0.00	26,291,161.00	3,850,246.00	481,813,657,157,953.00	481,813,661,000.00	4.24%	31
202308	0.00	0.00	26,600,471.00	3,941,859.00	647,754,511,059,124.00	647,754,515,000.00	4.24%	31
202309	0.00	0.00	26,909,781.00	4,034,672.00	860,689,183,161,295.00	860,689,187,000.00</		

202004	0.00	0.00	4,785,072.00	17,511.50	748,097.84	3,373,184.64	4.33%	30
202005	0.00	0.00	4,785,072.00	17,101.48	763,194.32	3,350,271.32	4.29%	31
202006	0.00	0.00	4,785,072.00	14,318.31	779,713.81	3,364,409.81	3.70%	30
202007	0.00	0.00	4,785,072.00	13,170.68	793,118.31	3,378,183.51	3.74%	31
202008	0.00	0.00	4,785,072.00	11,898.37	804,354.80	3,390,376.80	2.79%	31
202009	0.00	0.00	4,785,072.00	9,298.96	813,602.97	3,396,674.97	2.39%	30
202010	0.00	0.00	4,785,072.00	8,174.20	821,773.20	3,400,648.20	2.03%	31
202011	0.00	0.00	4,785,072.00	7,040.90	829,417.20	3,404,489.20	1.96%	30
202012	0.00	0.00	4,785,072.00	5,773.12	837,192.38	3,407,254.38	1.93%	31
202101	0.00	0.00	4,785,072.00	4,693.24	844,897.62	3,409,976.62	1.81%	31
202102	0.00	0.00	4,785,072.00	4,389.13	851,476.73	3,412,048.73	1.81%	28
202103	0.00	0.00	4,785,072.00	3,115.68	858,612.44	3,414,054.44	1.77%	31
202104	0.00	0.00	4,785,072.00	4,366.62	865,478.86	3,416,051.86	1.76%	30
202105	0.00	0.00	4,785,072.00	3,333.61	872,414.67	3,417,886.67	1.82%	31
202106	0.00	0.00	4,785,072.00	2,448.79	879,268.40	3,419,533.40	1.91%	30
202107	0.00	0.00	4,785,072.00	1,833.30	887,916.76	3,421,086.76	1.96%	31
202108	0.00	0.00	4,785,072.00	8,914.62	895,911.42	3,422,601.42	1.99%	31
202109	0.00	0.00	4,785,072.00	3,967.37	903,918.90	3,424,000.90	2.01%	28
202110	0.00	0.00	4,785,072.00	8,911.34	912,850.73	3,425,922.73	2.22%	31
202111	0.00	0.00	4,785,072.00	19,297.34	921,144.29	3,427,254.29	2.63%	30
202112	0.00	0.00	4,785,072.00	15,081.09	929,328.23	3,428,691.23	3.89%	31
202201	0.00	0.00	4,785,072.00	13,881.06	937,212.41	3,429,984.41	3.47%	31
202202	0.00	0.00	4,785,072.00	15,514.42	945,728.89	3,431,253.89	4.31%	28
202203	0.00	0.00	4,785,072.00	16,732.90	953,479.76	3,432,551.76	4.97%	31
202204	0.00	0.00	4,785,072.00	22,819.66	1,000,338.45	3,433,811.45	5.97%	30
202205	0.00	0.00	4,785,072.00	27,729.47	1,038,687.92	3,435,134.92	7.94%	31
202206	0.00	0.00	4,785,072.00	29,136.60	1,067,284.52	3,436,476.52	7.21%	30
202207	0.00	0.00	4,785,072.00	36,276.31	1,093,691.83	3,437,718.83	8.31%	31
202208	0.00	0.00	4,785,072.00	43,909.34	1,143,690.37	3,438,960.37	14.97%	31
202209	0.00	0.00	4,785,072.00	41,384.33	1,163,814.90	3,439,946.90	16.99%	30
202210	0.00	0.00	4,785,072.00	44,811.38	1,230,686.29	3,440,738.29	11.69%	31
202211	0.00	0.00	4,785,072.00	47,909.46	1,277,692.34	3,441,764.34	12.83%	30
202212	0.00	0.00	4,785,072.00	30,411.73	1,329,144.41	3,442,736.41	13.42%	31
202301	0.00	0.00	4,785,072.00	33,232.83	1,381,343.32	3,443,438.32	13.91%	31
202302	0.00	0.00	4,785,072.00	48,603.86	1,431,973.19	3,444,045.19	14.99%	28
202303	0.00	0.00	4,785,072.00	31,953.17	1,483,028.32	3,444,998.32	15.31%	31
202304	0.00	0.00	4,785,072.00	46,652.70	1,529,650.89	3,445,752.89	12.51%	30
202305	0.00	0.00	4,785,072.00	48,762.70	1,578,642.73	3,446,114.73	12.57%	31
202306	0.00	0.00	4,785,072.00	48,376.49	1,626,422.24	3,446,498.24	12.92%	30
202307	0.00	0.00	4,785,072.00	32,930.33	1,678,433.67	3,446,923.67	12.95%	31
202308	0.00	0.00	4,785,072.00	32,906.79	1,730,979.66	3,447,025.66	13.21%	31
202309	0.00	0.00	4,785,072.00	48,513.21	1,779,509.80	3,447,481.80	13.27%	30
202310	0.00	0.00	4,785,072.00	30,214.94	1,829,764.85	3,447,836.81	13.99%	31
202311	0.00	0.00	4,785,072.00	43,964.62	1,877,339.67	3,448,100.67	13.76%	30
202312	0.00	0.00	4,785,072.00	48,981.43	1,925,803.12	3,448,382.12	12.67%	31
202401	0.00	0.00	4,785,072.00	44,884.29	1,970,645.80	3,448,767.80	13.82%	31
TOTALES	40,184,597.00	4,785,072.00		1,938,691.00				

SALDO TOTAL CAPITAL: 4,785,072.00
SALDO TOTAL INTERESES: 1,938,691.00
TOT. LIQUIDACION CREDITO: 6,723,763.00

Prestando	ESPELETA FAJARDO JESUS ANTONIO	Número documento	366846	Tipo documento	CC
Entidad	MUNICIPIO DE PINJAY	NIT Entidad	89170050	Concurrencia	63,49%
Tipo preste	Veja	Resolución	00410	Fecha resolución	01/01/1990
Efectividad	01/01/1990	Metada	0,00	Estado	
Tipo cofinanc	Coste	Fecha defunción	01/01/1990	Grupo pensión	
Observación					

Entidades:

NIT	Nombre Entidad	Concurrencia	Fecha inicio	Fecha corte de capital	Fecha corte de intereses
800107400	GOBERNACION DEL MAGDALENA	27,51%	01/09/2017	30/12/2018	
89170050	MUNICIPIO DE PINJAY	63,49%			
899995734	FONDO DE PREVISION SOCIAL DEL CONGRESO DE LA REPUBLICA	8,96%		31/01/2024	

Socios:

Tipo del ID	Número de Documento	Nombre Prestando	Genero	Porcentaje Suscripción %	Fecha Afiliación	Fecha Causación	Fecha Inicio Pago	Tipo Prestita	Valor Mesada
CC	3669274	SANCHEZ DE ESPELETA MARGARITA DE JESUS	Femenino	100,00	01/06/1995	01/01/1990	01/06/1995	Subviviencia	0,00

Periodo	Mesada	Valor Cuenta Parte	Saldo Capital	Intereses	Saldo Interés	Total Saldo	DTF	Días
201706	11.912.579,00	7.563.296,00	7.563.296,00	0,00	0,00	7.563.296,00	5,50%	31
201707	11.912.579,00	7.563.296,00	15.126.592,00	33.474,50	33.474,50	15.160.066,50	5,52%	30
201710	11.912.579,00	7.563.296,00	22.689.888,00	68.451,94	101.926,44	22.791.814,44	5,46%	31
201711	0,00	7.563.296,00	30.253.184,00	97.403,48	199.329,92	30.452.513,92	5,35%	30
201712	25.825.158,00	15.126.593,00	45.379.777,00	132.495,06	331.834,99	45.711.609,99	5,26%	31
201801	12.399.803,00	7.872.635,00	53.252.412,00	196.167,99	527.992,97	53.780.404,97	5,20%	31
201802	12.399.803,00	7.872.635,00	61.125.047,00	202.418,88	730.411,85	61.855.458,85	5,07%	28
201803	12.399.803,00	7.872.635,00	68.997.682,00	234.311,79	964.723,63	69.962.405,63	5,01%	31
201804	12.399.803,00	7.872.635,00	76.870.317,00	271.818,96	1.236.542,59	78.106.859,59	4,95%	30
201805	12.399.803,00	7.872.635,00	84.742.952,00	308.880,57	1.556.993,16	86.299.945,16	4,75%	31
201806	24.118.433,00	15.162.793,00	99.905.745,00	313.824,00	1.870.807,16	101.926.552,16	4,60%	30
201807	12.399.803,00	7.872.635,00	107.928.380,00	300.400,15	2.251.263,31	110.179.643,31	4,57%	31
201808	12.399.803,00	7.872.635,00	115.800.015,00	406.875,40	2.658.142,71	118.458.157,71	4,53%	31
201809	12.399.803,00	7.872.635,00	123.673.650,00	422.888,63	3.080.587,35	126.754.237,35	4,53%	30
201810	12.399.803,00	7.872.635,00	131.546.285,00	456.182,12	3.536.729,46	135.083.014,46	4,43%	31
201811	12.399.803,00	7.872.635,00	139.418.920,00	492.458,99	4.029.188,45	143.448.098,45	4,42%	30
201812	24.799.606,00	15.745.270,00	155.164.190,00	526.727,49	4.551.915,94	159.686.105,94	4,54%	31
201901	0,00	0,00	155.164.190,00	588.743,93	5.120.659,87	160.284.849,87	4,56%	31
201902	0,00	0,00	155.164.190,00	552.814,34	5.653.474,21	160.817.664,21	4,57%	28
201903	0,00	0,00	155.164.190,00	587.478,74	6.240.952,95	161.405.142,95	4,53%	31
201904	0,00	0,00	155.164.190,00	567.266,79	6.808.219,74	161.972.409,74	4,54%	30
201905	0,00	0,00	155.164.190,00	581.151,12	7.389.370,86	162.553.560,86	4,5%	31
201906	0,00	0,00	155.164.190,00	564.817,81	7.954.888,67	163.118.378,67	4,52%	30
201907	0,00	0,00	155.164.190,00	572.353,22	8.531.541,90	163.690.719,90	4,47%	31
201908	0,00	0,00	155.164.190,00	572.287,83	9.103.829,76	164.268.019,76	4,47%	31
201909	0,00	0,00	155.164.190,00	559.938,55	9.683.348,25	164.837.938,25	4,48%	30
201910	0,00	0,00	155.164.190,00	568.754,43	10.255.502,68	165.397.692,68	4,41%	31
201911	0,00	0,00	155.164.190,00	533.792,05	10.787.294,73	165.951.484,73	4,43%	30
201912	0,00	0,00	155.164.190,00	583.682,56	11.370.977,23	166.535.167,23	4,37%	31
202001	0,00	0,00	155.164.190,00	586.213,44	11.957.190,66	167.121.380,66	4,34%	31
202002	0,00	0,00	155.164.190,00	538.838,57	12.496.049,18	167.660.239,18	4,46%	29
202003	0,00	0,00	155.164.190,00	581.151,12	13.077.200,31	168.241.390,31	4,3%	31
202004	0,00	0,00	155.164.190,00	568.491,12	13.645.691,43	168.809.881,43	4,55%	30
202005	0,00	0,00	155.164.190,00	554.544,06	14.200.236,29	169.364.426,29	4,29%	31
202006	0,00	0,00	155.164.190,00	471.436,17	14.671.672,46	169.835.862,46	3,76%	30
202007	0,00	0,00	155.164.190,00	437.587,28	15.105.239,74	170.349.429,74	3,54%	31
202008	0,00	0,00	155.164.190,00	363.061,67	15.468.301,41	170.832.493,41	2,99%	31
202009	0,00	0,00	155.164.190,00	301.506,31	15.769.807,72	171.032.997,72	2,99%	30
202010	0,00	0,00	155.164.190,00	265.065,59	16.034.873,22	171.199.063,22	2,97%	31
202011	0,00	0,00	155.164.190,00	247.740,25	16.262.613,47	171.446.803,47	1,96%	30
202012	0,00	0,00	155.164.190,00	252.121,58	16.534.735,05	171.699.925,05	1,93%	31
202101	0,00	0,00	155.164.190,00	249.531,46	16.784.266,49	171.948.456,49	1,91%	31
202102	0,00	0,00	155.164.190,00	213.667,92	16.997.950,37	172.162.120,37	1,81%	28
202103	0,00	0,00	155.164.190,00	221.387,11	17.229.317,48	172.393.507,48	1,77%	31
202104	0,00	0,00	155.164.190,00	222.668,84	17.451.978,32	172.616.109,32	1,76%	30
202105	0,00	0,00	155.164.190,00	237.869,83	17.689.349,15	172.854.039,15	1,82%	31
202106	0,00	0,00	155.164.190,00	241.474,89	17.931.124,04	173.095.514,04	1,81%	30

202107	0,00	0,00	155.164.190,00	249.236,14	18.179.560,17	173.243.750,17	1,9%	31
202108	0,00	0,00	155.164.190,00	259.899,33	18.439.449,50	173.603.639,30	1,99%	31
202109	0,00	0,00	155.164.190,00	259.010,91	18.698.460,31	173.862.650,31	2,05%	30
202110	0,00	0,00	155.164.190,00	269.277,01	18.968.067,32	174.152.277,32	2,22%	31
202111	0,00	0,00	155.164.190,00	333.915,57	19.322.002,89	174.486.192,89	2,65%	30
202112	0,00	0,00	155.164.190,00	492.272,41	19.814.275,30	174.978.465,30	3,3%	31
202201	0,00	0,00	155.164.190,00	659.182,06	20.264.457,36	175.428.647,36	3,47%	31
202202	0,00	0,00	155.164.190,00	803.083,39	20.767.540,75	175.918.730,75	4,31%	28
202203	0,00	0,00	155.164.190,00	640.521,64	21.469.062,39	176.572.252,39	4,97%	31
202204	0,00	0,00	155.164.190,00	741.264,33	22.149.326,72	177.333.516,72	5,97%	30
202205	0,00	0,00	155.164.190,00	899.143,25	23.048.469,97	178.232.659,97	7,04%	31
202206	0,00	0,00	155.164.190,00	951.289,57	23.999.759,54	179.163.949,54	7,37%	30
202207	0,00	0,00	155.164.190,00	1.176.328,37	25.176.087,91	180.340.277,91	9,3%	31
202208	0,00	0,00	155.164.190,00	1.329.798,35	26.595.886,26	181.670.076,26	10,57%	31
202209	0,00	0,00	155.164.190,00	1.335.479,11	27.841.365,37	183.005.555,37	10,99%	30
202210	0,00	0,00	155.164.190,00	1.453.968,87	29.294.451,44	184.438.641,44	11,6%	31
202211	0,00	0,00	155.164.190,00	1.524.265,42	30.818.716,86	185.992.906,86	12,67%	30
202212	0,00	0,00	155.164.190,00	1.668.410,85	32.487.127,71	187.651.317,71	13,42%	31
202301	0,00	0,00	155.164.190,00	1.725.842,61	34.212.970,32	189.377.160,32	13,91%	31
202302	0,00	0,00	155.164.190,00	1.608.555,30	35.821.525,62	190.985.715,62	14,39%	28
202303	0,00	0,00	155.164.190,00	1.655.466,31	37.477.012,43	192.641.202,43	15,31%	31
202304	0,00	0,00	155.164.190,00	1.512.826,52	38.909.858,95	194.154.028,95	12,57%	30
202305	0,00	0,00	155.164.190,00	1.568.243,64	40.558.082,58	195.722.272,58	12,57%	31
202306	0,00	0,00	155.164.190,00	1.568.788,24	42.126.870,82	197.291.060,82	13,02%	30
202307	0,00	0,00	155.164.190,00	1.647.189,00	43.814.059,82	198.978.249,82	13,58%	31
202308	0,00	0,00	155.164.190,00	1.702.428,43	45.516.488,25	200.690.678,25	13,71%	31
202309	0,00	0,00	155.164.190,00	1.574.480,18	47.090.954,34	202.255.164,34	13,07%	30
202310	0,00	0,00	155.164.190,00	1.625.664,24	48.720.578,58	203.884.768,58	13,09%	31
202311	0,00	0,00	155.164.190,00	1.539.122,06	50.299.700,04	205.423.820,04	12,76%	30
202312	0,00	0,00	155.164.190,00	1.575.336,93	51.835.077,57	206.999.227,57	12,83%	31
202401	0,00	0,00	155.164.190,00	1.455.469,69	53.290.507,26	208.454.697,26	11,62%	31
TOALES	252.478.964,00	155.164.190,00		17.290.507,26				

SALDO TOTAL CAPITAL: 155.164.190,00
SALDO TOTAL INTERESES: 53.290.507,26
TOTAL LIQUIDACION CREDITO: 108.454.697,26

ACTUALIZACION LIQUIDACION DE CREDITO Y COSTAS

PENSIONADO: ALVAREZ QUINTERO JULIO CESAR CEDULA DE CIUDADANIA: 17.001.007

ENTIDAD: E.S.E. HOSPITAL UNIVERSITARIO HERNANDO MONCALEANO PERDOMO

RESOLUCION No.: 1475 de 16-12-02

FECHA DE RECONOCIMIENTO: 2002-12-16

PORCENTAJE DE CONCURRENCIA: 34.64%

CUANTIA INICIAL: \$ 540,555.65

PENSION INICIAL: \$ 1,560,815.96

PROCESO No.: 17-362

LEY 68 de 1923 Art. 9	12.00%
FECHA ENVIO CUENTA DE COBRO	02-08-17

FECHA INICIO	30-05-17
FECHA CORTE DE CAPITAL	30-07-17
FECHA CORTE DE INTERESES	30-01-24

CEDULA	FECHA	CONCEPTO	VALOR PAGADO (MESA)	PARTICIPACION	VALOR CUOTA PARTE	VALOR CUOTA PARTE ACUMULADO	DIAS DE HOJA	INTERESES	INTERES ACUMULADO
DIF									
5.17%	30-05-17	PAGO TOTAL MES	\$ 4,655,859.00	34.64%	\$ 0.00	\$ 0.00	30	0.00	0.00
5.36%	30-06-17	PAGO TOTAL MES	\$ 9,311,718.00	34.64%	\$ 0.00	\$ 1,549,259.28	31	0.00	0.00
5.65%	30-07-17	PAGO TOTAL MES	\$ 4,655,859.00	34.64%	\$ 0.00	\$ 1,612,789.56	30	0.00	0.00
5.95%	30-08-17	PAGO TOTAL MES	\$ 0.00	34.64%	\$ 0.00	\$ 0.00	31	0.00	0.00
5.52%	30-09-17	PAGO TOTAL MES	\$ 0.00	34.64%	\$ 0.00	\$ 0.00	31	0.00	0.00
5.46%	30-10-17	PAGO TOTAL MES	\$ 0.00	34.64%	\$ 0.00	\$ 0.00	30	0.00	0.00
5.30%	30-11-17	PAGO TOTAL MES	\$ 0.00	34.64%	\$ 0.00	\$ 0.00	31	0.00	0.00
5.28%	30-12-17	PAGO TOTAL MES	\$ 0.00	34.64%	\$ 0.00	\$ 0.00	30	0.00	0.00
5.21%	30-01-18	PAGO TOTAL MES	\$ 0.00	34.64%	\$ 0.00	\$ 0.00	31	0.00	0.00
5.01%	28-02-18	PAGO TOTAL MES	\$ 0.00	34.64%	\$ 0.00	\$ 0.00	29	0.00	0.00
5.01%	30-03-18	PAGO TOTAL MES	\$ 0.00	34.64%	\$ 0.00	\$ 0.00	30	0.00	0.00
4.90%	30-04-18	PAGO TOTAL MES	\$ 0.00	34.64%	\$ 0.00	\$ 0.00	31	0.00	0.00
4.70%	30-05-18	PAGO TOTAL MES	\$ 0.00	34.64%	\$ 0.00	\$ 0.00	30	0.00	0.00
4.60%	30-06-18	PAGO TOTAL MES	\$ 0.00	34.64%	\$ 0.00	\$ 0.00	31	0.00	0.00
4.57%	30-07-18	PAGO TOTAL MES	\$ 0.00	34.64%	\$ 0.00	\$ 0.00	30	0.00	0.00
4.53%	30-08-18	PAGO TOTAL MES	\$ 0.00	34.64%	\$ 0.00	\$ 0.00	31	0.00	0.00
4.53%	30-09-18	PAGO TOTAL MES	\$ 0.00	34.64%	\$ 0.00	\$ 0.00	31	0.00	0.00
4.43%	30-10-18	PAGO TOTAL MES	\$ 0.00	34.64%	\$ 0.00	\$ 0.00	30	0.00	0.00
4.42%	30-11-18	PAGO TOTAL MES	\$ 0.00	34.64%	\$ 0.00	\$ 0.00	31	0.00	0.00
4.34%	30-12-18	PAGO TOTAL MES	\$ 0.00	34.64%	\$ 0.00	\$ 0.00	30	0.00	0.00
4.36%	30-01-19	PAGO TOTAL MES	\$ 0.00	34.64%	\$ 0.00	\$ 0.00	31	0.00	0.00
4.37%	28-02-19	PAGO TOTAL MES	\$ 0.00	34.64%	\$ 0.00	\$ 0.00	29	0.00	0.00
4.35%	30-03-19	PAGO TOTAL MES	\$ 0.00	34.64%	\$ 0.00	\$ 0.00	30	0.00	0.00
4.34%	30-04-19	PAGO TOTAL MES	\$ 0.00	34.64%	\$ 0.00	\$ 0.00	31	0.00	0.00
4.30%	30-05-19	PAGO TOTAL MES	\$ 0.00	34.64%	\$ 0.00	\$ 0.00	30	0.00	0.00
4.32%	30-06-19	PAGO TOTAL MES	\$ 0.00	34.64%	\$ 0.00	\$ 0.00	31	0.00	0.00
4.47%	30-07-19	PAGO TOTAL MES	\$ 0.00	34.64%	\$ 0.00	\$ 0.00	30	0.00	0.00
4.43%	30-08-19	PAGO TOTAL MES	\$ 0.00	34.64%	\$ 0.00	\$ 0.00	31	0.00	0.00
4.48%	30-09-19	PAGO TOTAL MES	\$ 0.00	34.64%	\$ 0.00	\$ 0.00	31	0.00	0.00
4.41%	30-10-19	PAGO TOTAL MES	\$ 0.00	34.64%	\$ 0.00	\$ 0.00	30	0.00	0.00
4.43%	30-11-19	PAGO TOTAL MES	\$ 0.00	34.64%	\$ 0.00	\$ 0.00	31	0.00	0.00
4.52%	30-12-19	PAGO TOTAL MES	\$ 0.00	34.64%	\$ 0.00	\$ 0.00	30	0.00	0.00
4.54%	30-01-20	PAGO TOTAL MES	\$ 0.00	34.64%	\$ 0.00	\$ 0.00	31	0.00	0.00
4.46%	28-02-20	PAGO TOTAL MES	\$ 0.00	34.64%	\$ 0.00	\$ 0.00	29	0.00	0.00
4.50%	30-03-20	PAGO TOTAL MES	\$ 0.00	34.64%	\$ 0.00	\$ 0.00	31	0.00	0.00
4.55%	30-04-20	PAGO TOTAL MES	\$ 0.00	34.64%	\$ 0.00	\$ 0.00	31	0.00	0.00
4.20%	30-05-20	PAGO TOTAL MES	\$ 0.00	34.64%	\$ 0.00	\$ 0.00	30	0.00	0.00
3.70%	30-06-20	PAGO TOTAL MES	\$ 0.00	34.64%	\$ 0.00	\$ 0.00	31	0.00	0.00
3.34%	30-07-20	PAGO TOTAL MES	\$ 0.00	34.64%	\$ 0.00	\$ 0.00	30	8,550.20	8,550.20
2.79%	30-08-20	PAGO TOTAL MES	\$ 0.00	34.64%	\$ 0.00	\$ 0.00	31	7,398.78	15,948.98
2.39%	30-09-20	PAGO TOTAL MES	\$ 0.00	34.64%	\$ 0.00	\$ 0.00	31	6,549.35	22,498.33
2.03%	30-10-20	PAGO TOTAL MES	\$ 0.00	34.64%	\$ 0.00	\$ 0.00	30	5,227.34	27,725.67
1.96%	30-11-20	PAGO TOTAL MES	\$ 0.00	34.64%	\$ 0.00	\$ 0.00	31	5,217.11	32,942.78
1.83%	30-12-20	PAGO TOTAL MES	\$ 0.00	34.64%	\$ 0.00	\$ 0.00	30	4,972.06	37,914.84
1.91%	30-01-21	PAGO TOTAL MES	\$ 0.00	34.64%	\$ 0.00	\$ 0.00	31	5,085.16	42,800.00
1.81%	28-02-21	PAGO TOTAL MES	\$ 0.00	34.64%	\$ 0.00	\$ 0.00	29	4,509.84	47,309.84
1.77%	30-03-21	PAGO TOTAL MES	\$ 0.00	34.64%	\$ 0.00	\$ 0.00	30	4,563.18	51,873.02
1.76%	30-04-21	PAGO TOTAL MES	\$ 0.00	34.64%	\$ 0.00	\$ 0.00	31	4,688.97	56,562.00
1.82%	30-05-21	PAGO TOTAL MES	\$ 0.00	34.64%	\$ 0.00	\$ 0.00	30	4,891.03	61,453.03
1.91%	30-06-21	PAGO TOTAL MES	\$ 0.00	34.64%	\$ 0.00	\$ 0.00	31	5,085.16	66,538.19
1.90%	30-07-21	PAGO TOTAL MES	\$ 0.00	34.64%	\$ 0.00	\$ 0.00	30	4,895.43	71,433.62
1.99%	30-08-21	PAGO TOTAL MES	\$ 0.00	34.64%	\$ 0.00	\$ 0.00	31	5,296.25	76,729.87
2.05%	30-09-21	PAGO TOTAL MES	\$ 0.00	34.64%	\$ 0.00	\$ 0.00	31	5,454.48	82,184.35
2.22%	30-10-21	PAGO TOTAL MES	\$ 0.00	34.64%	\$ 0.00	\$ 0.00	30	5,711.70	87,896.05
2.65%	30-11-21	PAGO TOTAL MES	\$ 0.00	34.64%	\$ 0.00	\$ 0.00	31	7,031.92	94,927.97
3.08%	30-12-21	PAGO TOTAL MES	\$ 0.00	34.64%	\$ 0.00	\$ 0.00	30	7,893.75	102,821.72
3.47%	30-01-22	PAGO TOTAL MES	\$ 0.00	34.64%	\$ 0.00	\$ 0.00	31	9,174.19	111,995.91
4.31%	28-02-22	PAGO TOTAL MES	\$ 0.00	34.64%	\$ 0.00	\$ 0.00	29	10,619.01	122,614.92
4.97%	30-03-22	PAGO TOTAL MES	\$ 0.00	34.64%	\$ 0.00	\$ 0.00	30	12,631.19	135,246.11
5.97%	30-04-22	PAGO TOTAL MES	\$ 0.00	34.64%	\$ 0.00	\$ 0.00	31	15,610.90	150,857.01
7.04%	30-05-22	PAGO TOTAL MES	\$ 0.00	34.64%	\$ 0.00	\$ 0.00	30	17,700.77	168,557.78
7.72%	30-06-22	PAGO TOTAL MES	\$ 0.00	34.64%	\$ 0.00	\$ 0.00	31	20,034.51	188,592.29
8.30%	30-07-22	PAGO TOTAL MES	\$ 0.00	34.64%	\$ 0.00	\$ 0.00	30	21,196.09	210,788.38
10.17%	30-08-22	PAGO TOTAL MES	\$ 0.00	34.64%	\$ 0.00	\$ 0.00	31	27,099.76	237,888.14
10.98%	30-09-22	PAGO TOTAL MES	\$ 0.00	34.64%	\$ 0.00	\$ 0.00	31	29,120.84	267,008.98
11.80%	30-10-22	PAGO TOTAL MES	\$ 0.00	34.64%	\$ 0.00	\$ 0.00	30	28,652.69	295,661.67
12.63%	30-11-22	PAGO TOTAL MES	\$ 0.00	34.64%	\$ 0.00	\$ 0.00	31	32,103.60	327,765.27

CEDULA	FECHA	CONCEPTO	VALOR PAGADO (RESOL)	PARTICIPACION	VALOR CUOTA PARTE	VALOR CUOTA PARTE ACUMULADO	DIAS DE MOROS	INTERESES	INTERES ACUMULADO
13.42%	30-12-22	PAGO TOTAL MES	\$ 0.00	34.64%	\$0.00	\$3,162,048.83	30	32,897.83	386,499.18
13.91%	30-01-23	PAGO TOTAL MES	\$ 0.00	34.64%	\$0.00	\$3,162,048.83	31	35,170.69	395,669.85
14.39%	28-02-23	PAGO TOTAL MES	\$ 0.00	34.64%	\$0.00	\$3,162,048.83	29	33,957.45	429,627.25
13.31%	30-03-23	PAGO TOTAL MES	\$ 0.00	34.64%	\$0.00	\$3,162,048.83	30	32,843.03	462,270.33
12.53%	30-04-23	PAGO TOTAL MES	\$ 0.00	34.64%	\$0.00	\$3,162,048.83	31	31,862.58	494,132.92
12.57%	30-05-23	PAGO TOTAL MES	\$ 0.00	34.64%	\$0.00	\$3,162,048.83	30	30,923.04	525,055.96
13.02%	30-06-23	PAGO TOTAL MES	\$ 0.00	34.64%	\$0.00	\$3,162,048.83	31	33,041.44	558,097.40
13.58%	30-07-23	PAGO TOTAL MES	\$ 0.00	34.64%	\$0.00	\$3,162,048.83	30	33,266.03	591,363.43
13.71%	30-08-23	PAGO TOTAL MES	\$ 0.00	34.64%	\$0.00	\$3,162,048.83	31	34,693.53	626,056.96
13.07%	30-09-23	PAGO TOTAL MES	\$ 0.00	34.64%	\$0.00	\$3,162,048.83	31	33,161.46	659,220.43
13.09%	30-10-23	PAGO TOTAL MES	\$ 0.00	34.64%	\$0.00	\$3,162,048.83	30	32,132.76	691,353.19
12.76%	30-11-23	PAGO TOTAL MES	\$ 0.00	34.64%	\$0.00	\$3,162,048.83	31	32,416.51	723,769.70
12.63%	30-12-23	PAGO TOTAL MES	\$ 0.00	34.64%	\$0.00	\$3,162,048.83	30	31,062.89	754,832.59
11.62%	30-01-24	PAGO TOTAL MES	\$ 0.00	34.64%	\$0.00	\$3,162,048.83	31	29,860.80	784,693.39

CONSOLIDADO DE LIQUIDACION DE CRÉDITO Y COSTAS

PENSIONADO		ALVAREZ QUINTERO JULIO CESAR	
CEDULA DE CIUDADANIA		17,001,007	
APLICA ABONO RESOLUCION No. 229 DEL 18 DE ABRIL 2022 (FOLIO 71)			
ABONO CAPITAL CUOTAS PARTES			3,289,109.40
INTERESES LEY 1066 DE 2006	CON CORTE A	30-06-20	893,025.38
SALDO CAPITAL CUOTAS PARTES	CON CORTE A	30-07-17	\$ 3,162,048.83
INTERESES ANTES DE LEY 1066 DE 2006	CON CORTE A	28-07-08	\$ 0,00
INTERESES LEY 1066 DE 2006	CON CORTE A	30-01-24	\$ 784,493.39
COSTAS PROCESALES (8%)	PROCESO No.	17-362	\$ 315,723.38
TOTAL LIQUIDACIÓN DE CRÉDITO Y COSTAS			4,282,265.60

ELABORO: ARDENTINO
 APROBO: ANA MARÍA
 25/02/2024

ACTUALIZACION LIQUIDACION DE CREDITO Y COSTAS

PENSIONADO IZQUIERDO RODRIGUEZ MARIA FLORANGELA CEDULA DE CIUDADANIA 33.446,731

ENTIDAD: GOBERNACION DE BOYACA

RESOLUCION No.: 508 de 18-05-02

FECHA DE RECONOCIMIENTO: 2001-10-02

PORCENTAJE DE CONCURRENCIA

9,24%

CUANTIA INICIAL \$ 563,016,35

LEY 68 de 1923 Art. 9	12,00%
FECHA ENVIO CUENTA DE COBRO	10-09-10

FECHA INICIO	30-01-10
FECHA CORTE DE CAPITAL	30-06-10
FECHA CORTE DE INTERESES	30-01-24

PENSION INICIAL \$ 6,095,008,65

PROCESO No. 11-136

CEDULA	FECHA	CONCEPTO	VALOR PAGADO (MESADA)	PARTICIPACION	VALOR CUOTA PARTE	VALOR CUOTA PARTE ACUMULADO	DIAS DE MORA	INTERESES	INTERES ACUMULADO
DTF									
4,04%	30-01-10	PAGO TOTAL MES	\$ 10,157,924,33	9,24%	\$938,321,47	\$938,321,47	31	0,00	0,00
4,00%	28-02-10	PAGO TOTAL MES	\$ 10,157,924,33	9,24%	\$938,321,47	\$1,876,642,94	29	2,928,53	2,928,53
3,93%	30-03-10	PAGO TOTAL MES	\$ 10,157,924,33	9,24%	\$938,321,47	\$2,814,964,41	30	5,955,16	8,883,69
3,92%	30-04-10	PAGO TOTAL MES	\$ 10,157,924,33	9,24%	\$938,321,47	\$3,753,285,88	31	9,207,90	18,091,59
3,63%	30-05-10	PAGO TOTAL MES	\$ 10,157,924,33	9,24%	\$938,321,47	\$4,691,607,35	30	11,015,84	29,107,43
3,54%	30-06-10	PAGO TOTAL MES	\$ 20,315,848,66	9,24%	\$1,876,642,94	\$6,568,250,29	31	13,882,24	42,989,66
3,52%	30-07-10	PAGO TOTAL MES	\$ 0,00	9,24%	\$0,00	\$6,568,250,29	30	18,702,71	61,692,39
3,50%	30-08-10	PAGO TOTAL MES	\$ 0,00	9,24%	\$0,00	\$6,568,250,29	31	19,218,95	80,911,32
3,47%	30-09-10	PAGO TOTAL MES	\$ 0,00	9,24%	\$0,00	\$6,568,250,29	31	19,056,76	99,968,08
3,45%	30-10-10	PAGO TOTAL MES	\$ 0,00	9,24%	\$0,00	\$6,568,250,29	30	18,336,51	118,304,59
3,44%	30-11-10	PAGO TOTAL MES	\$ 0,00	9,24%	\$0,00	\$6,568,250,29	31	18,894,52	137,199,11
3,50%	30-12-10	PAGO TOTAL MES	\$ 0,00	9,24%	\$0,00	\$6,568,250,29	30	18,598,10	155,797,21
3,48%	30-01-11	PAGO TOTAL MES	\$ 0,00	9,24%	\$0,00	\$6,568,250,29	31	19,110,82	174,908,04
3,46%	28-02-11	PAGO TOTAL MES	\$ 0,00	9,24%	\$0,00	\$6,568,250,29	29	17,775,05	192,683,08
3,59%	30-03-11	PAGO TOTAL MES	\$ 0,00	9,24%	\$0,00	\$6,568,250,29	30	19,068,69	211,751,77
3,74%	30-04-11	PAGO TOTAL MES	\$ 0,00	9,24%	\$0,00	\$6,568,250,29	31	20,514,93	232,266,69
3,88%	30-05-11	PAGO TOTAL MES	\$ 0,00	9,24%	\$0,00	\$6,568,250,29	30	20,582,46	252,849,15
4,10%	30-06-11	PAGO TOTAL MES	\$ 0,00	9,24%	\$0,00	\$6,568,250,29	31	22,453,76	275,302,91
4,21%	30-07-11	PAGO TOTAL MES	\$ 0,00	9,24%	\$0,00	\$6,568,250,29	30	22,300,31	297,603,22
4,49%	30-08-11	PAGO TOTAL MES	\$ 0,00	9,24%	\$0,00	\$6,568,250,29	31	24,547,25	322,150,47
4,61%	30-09-11	PAGO TOTAL MES	\$ 0,00	9,24%	\$0,00	\$6,568,250,29	31	25,189,96	347,340,44
4,72%	30-10-11	PAGO TOTAL MES	\$ 0,00	9,24%	\$0,00	\$6,568,250,29	30	24,945,38	372,285,82
5,08%	30-11-11	PAGO TOTAL MES	\$ 0,00	9,24%	\$0,00	\$6,568,250,29	31	27,700,78	399,986,60
5,12%	30-12-11	PAGO TOTAL MES	\$ 0,00	9,24%	\$0,00	\$6,568,250,29	30	27,011,89	426,998,28
5,13%	30-01-12	PAGO TOTAL MES	\$ 0,00	9,24%	\$0,00	\$6,568,250,29	31	27,967,26	454,965,56
5,27%	28-02-12	PAGO TOTAL MES	\$ 0,00	9,24%	\$0,00	\$6,568,250,29	29	26,856,65	481,822,21
5,36%	30-03-12	PAGO TOTAL MES	\$ 0,00	9,24%	\$0,00	\$6,568,250,29	31	29,191,70	511,013,91
5,47%	30-04-12	PAGO TOTAL MES	\$ 0,00	9,24%	\$0,00	\$6,568,250,29	31	29,776,43	540,790,34
5,45%	30-05-12	PAGO TOTAL MES	\$ 0,00	9,24%	\$0,00	\$6,568,250,29	30	28,710,97	569,501,31
5,45%	30-06-12	PAGO TOTAL MES	\$ 0,00	9,24%	\$0,00	\$6,568,250,29	31	29,670,16	599,171,46
5,44%	30-07-12	PAGO TOTAL MES	\$ 0,00	9,24%	\$0,00	\$6,568,250,29	30	28,659,54	627,831,01
5,41%	30-08-12	PAGO TOTAL MES	\$ 0,00	9,24%	\$0,00	\$6,568,250,29	31	29,457,56	657,288,56
5,32%	30-09-12	PAGO TOTAL MES	\$ 0,00	9,24%	\$0,00	\$6,568,250,29	30	28,978,93	686,267,50
5,42%	30-10-12	PAGO TOTAL MES	\$ 0,00	9,24%	\$0,00	\$6,568,250,29	30	28,556,89	714,824,18
5,31%	30-11-12	PAGO TOTAL MES	\$ 0,00	9,24%	\$0,00	\$6,568,250,29	31	28,925,73	743,749,92
5,22%	30-12-12	PAGO TOTAL MES	\$ 0,00	9,24%	\$0,00	\$6,568,250,29	30	27,527,14	771,277,05
5,12%	30-01-13	PAGO TOTAL MES	\$ 0,00	9,24%	\$0,00	\$6,568,250,29	31	27,913,99	799,191,04
4,82%	28-02-13	PAGO TOTAL MES	\$ 0,00	9,24%	\$0,00	\$6,568,250,29	29	24,612,29	823,803,34
4,57%	30-03-13	PAGO TOTAL MES	\$ 0,00	9,24%	\$0,00	\$6,568,250,29	30	24,168,85	847,971,99
4,21%	30-04-13	PAGO TOTAL MES	\$ 0,00	9,24%	\$0,00	\$6,568,250,29	31	23,044,96	871,016,94
3,98%	30-05-13	PAGO TOTAL MES	\$ 0,00	9,24%	\$0,00	\$6,568,250,29	30	21,103,55	892,120,49
3,94%	30-06-13	PAGO TOTAL MES	\$ 0,00	9,24%	\$0,00	\$6,568,250,29	31	21,592,81	913,713,30
3,98%	30-07-13	PAGO TOTAL MES	\$ 0,00	9,24%	\$0,00	\$6,568,250,29	30	21,103,55	934,816,85
4,07%	30-08-13	PAGO TOTAL MES	\$ 0,00	9,24%	\$0,00	\$6,568,250,29	31	22,292,42	957,109,28
4,07%	30-09-13	PAGO TOTAL MES	\$ 0,00	9,24%	\$0,00	\$6,568,250,29	31	22,292,42	979,401,70
4,02%	30-10-13	PAGO TOTAL MES	\$ 0,00	9,24%	\$0,00	\$6,568,250,29	30	21,311,85	1,000,713,55
4,03%	30-11-13	PAGO TOTAL MES	\$ 0,00	9,24%	\$0,00	\$6,568,250,29	31	22,077,25	1,022,790,80
4,06%	30-12-13	PAGO TOTAL MES	\$ 0,00	9,24%	\$0,00	\$6,568,250,29	30	21,520,09	1,044,310,89
4,03%	30-01-14	PAGO TOTAL MES	\$ 0,00	9,24%	\$0,00	\$6,568,250,29	31	22,077,25	1,066,388,13
3,97%	28-02-14	PAGO TOTAL MES	\$ 0,00	9,24%	\$0,00	\$6,568,250,29	29	20,348,66	1,086,736,79
3,89%	30-03-14	PAGO TOTAL MES	\$ 0,00	9,24%	\$0,00	\$6,568,250,29	30	20,634,59	1,107,371,37
3,81%	30-04-14	PAGO TOTAL MES	\$ 0,00	9,24%	\$0,00	\$6,568,250,29	31	20,892,40	1,128,263,78
3,79%	30-05-14	PAGO TOTAL MES	\$ 0,00	9,24%	\$0,00	\$6,568,250,29	30	20,113,08	1,148,376,86
3,94%	30-06-14	PAGO TOTAL MES	\$ 0,00	9,24%	\$0,00	\$6,568,250,29	31	21,592,81	1,169,969,67
4,06%	30-07-14	PAGO TOTAL MES	\$ 0,00	9,24%	\$0,00	\$6,568,250,29	30	21,520,09	1,191,489,76
4,04%	30-08-14	PAGO TOTAL MES	\$ 0,00	9,24%	\$0,00	\$6,568,250,29	31	22,131,05	1,213,620,81
4,26%	30-09-14	PAGO TOTAL MES	\$ 0,00	9,24%	\$0,00	\$6,568,250,29	31	23,313,49	1,236,934,30
4,33%	30-10-14	PAGO TOTAL MES	\$ 0,00	9,24%	\$0,00	\$6,568,250,29	30	22,923,75	1,259,858,05
4,36%	30-11-14	PAGO TOTAL MES	\$ 0,00	9,24%	\$0,00	\$6,568,250,29	31	23,850,22	1,283,708,27
4,34%	30-12-14	PAGO TOTAL MES	\$ 0,00	9,24%	\$0,00	\$6,568,250,29	30	22,975,67	1,306,683,94
4,47%	30-01-15	PAGO TOTAL MES	\$ 0,00	9,24%	\$0,00	\$6,568,250,29	31	24,440,07	1,331,124,00
4,45%	28-02-15	PAGO TOTAL MES	\$ 0,00	9,24%	\$0,00	\$6,568,250,29	29	22,760,26	1,353,884,29
4,41%	30-03-15	PAGO TOTAL MES	\$ 0,00	9,24%	\$0,00	\$6,568,250,29	30	23,339,01	1,377,223,30
4,51%	30-04-15	PAGO TOTAL MES	\$ 0,00	9,24%	\$0,00	\$6,568,250,29	31	24,654,42	1,401,877,71
4,42%	30-05-15	PAGO TOTAL MES	\$ 0,00	9,24%	\$0,00	\$6,568,250,29	30	23,390,89	1,425,268,61
4,40%	30-06-15	PAGO TOTAL MES	\$ 0,00	9,24%	\$0,00	\$6,568,250,29	31	24,064,77	1,449,333,38
4,52%	30-07-15	PAGO TOTAL MES	\$ 0,00	9,24%	\$0,00	\$6,568,250,29	30	23,909,51	1,473,242,89
4,47%	30-08-15	PAGO TOTAL MES	\$ 0,00	9,24%	\$0,00	\$6,568,250,29	31	24,440,07	1,497,682,96
4,41%	30-09-15	PAGO TOTAL MES	\$ 0,00	9,24%	\$0,00	\$6,568,250,29	31	24,118,40	1,521,801,36
4,72%	30-10-15	PAGO TOTAL MES	\$ 0,00	9,24%	\$0,00	\$6,568,250,29	30	24,945,38	1,546,746,74

CEDULA	FECHA	CONCEPTO	VALOR PAGADO (MESADA)	PARTICIPACION	VALOR CUOTA PARTE	VALOR CUOTA PARTE ACUMULADO	DIAS DE MORA	INTERESES	INTERES ACUMULADO
4.92%	30-11-15	PAGO TOTAL MES	\$ 0.00	9.24%	\$0.00	\$6,568,250.29	31	26,847.19	1,573,593.93
5.24%	30-12-15	PAGO TOTAL MES	\$ 0.00	9.24%	\$0.00	\$6,568,250.29	30	27,630.17	1,601,224.10
5.74%	30-01-16	PAGO TOTAL MES	\$ 0.00	9.24%	\$0.00	\$6,568,250.29	31	31,209.31	1,632,433.41
6.25%	28-02-16	PAGO TOTAL MES	\$ 0.00	9.24%	\$0.00	\$6,568,250.29	29	31,713.94	1,664,147.35
6.35%	30-03-16	PAGO TOTAL MES	\$ 0.00	9.24%	\$0.00	\$6,568,250.29	31	34,434.27	1,698,581.62
6.65%	30-04-16	PAGO TOTAL MES	\$ 0.00	9.24%	\$0.00	\$6,568,250.29	31	36,014.11	1,734,595.73
6.83%	30-05-16	PAGO TOTAL MES	\$ 0.00	9.24%	\$0.00	\$6,568,250.29	30	35,764.56	1,770,360.29
7.28%	30-07-16	PAGO TOTAL MES	\$ 0.00	9.24%	\$0.00	\$6,568,250.29	31	37,380.02	1,807,740.30
7.19%	30-08-16	PAGO TOTAL MES	\$ 0.00	9.24%	\$0.00	\$6,568,250.29	30	37,945.34	1,845,685.64
7.18%	30-09-16	PAGO TOTAL MES	\$ 0.00	9.24%	\$0.00	\$6,568,250.29	31	38,847.60	1,884,533.24
7.09%	30-10-16	PAGO TOTAL MES	\$ 0.00	9.24%	\$0.00	\$6,568,250.29	31	38,795.25	1,923,328.49
7.01%	30-11-16	PAGO TOTAL MES	\$ 0.00	9.24%	\$0.00	\$6,568,250.29	30	37,084.13	1,960,412.62
6.92%	30-12-16	PAGO TOTAL MES	\$ 0.00	9.24%	\$0.00	\$6,568,250.29	31	37,904.56	1,998,317.17
6.94%	30-01-17	PAGO TOTAL MES	\$ 0.00	9.24%	\$0.00	\$6,568,250.29	30	36,221.57	2,034,538.84
6.78%	28-02-17	PAGO TOTAL MES	\$ 0.00	9.24%	\$0.00	\$6,568,250.29	29	37,537.43	2,072,076.27
6.65%	30-03-17	PAGO TOTAL MES	\$ 0.00	9.24%	\$0.00	\$6,568,250.29	30	34,323.69	2,106,399.96
6.53%	30-04-17	PAGO TOTAL MES	\$ 0.00	9.24%	\$0.00	\$6,568,250.29	31	34,849.29	2,141,249.24
6.17%	30-05-17	PAGO TOTAL MES	\$ 0.00	9.24%	\$0.00	\$6,568,250.29	31	35,382.66	2,176,631.90
5.96%	30-06-17	PAGO TOTAL MES	\$ 0.00	9.24%	\$0.00	\$6,568,250.29	30	32,401.80	2,209,033.50
5.65%	30-07-17	PAGO TOTAL MES	\$ 0.00	9.24%	\$0.00	\$6,568,250.29	31	32,374.37	2,241,407.87
5.58%	30-08-17	PAGO TOTAL MES	\$ 0.00	9.24%	\$0.00	\$6,568,250.29	30	29,738.46	2,271,146.33
5.52%	30-09-17	PAGO TOTAL MES	\$ 0.00	9.24%	\$0.00	\$6,568,250.29	31	30,360.60	2,301,506.93
5.46%	30-10-17	PAGO TOTAL MES	\$ 0.00	9.24%	\$0.00	\$6,568,250.29	31	30,042.03	2,331,548.96
5.35%	30-11-17	PAGO TOTAL MES	\$ 0.00	9.24%	\$0.00	\$6,568,250.29	30	28,762.38	2,360,311.34
5.28%	30-12-17	PAGO TOTAL MES	\$ 0.00	9.24%	\$0.00	\$6,568,250.29	31	29,138.52	2,389,449.86
5.21%	30-01-18	PAGO TOTAL MES	\$ 0.00	9.24%	\$0.00	\$6,568,250.29	30	27,836.19	2,417,286.05
5.07%	28-02-18	PAGO TOTAL MES	\$ 0.00	9.24%	\$0.00	\$6,568,250.29	29	28,393.44	2,445,679.49
5.01%	30-03-18	PAGO TOTAL MES	\$ 0.00	9.24%	\$0.00	\$6,568,250.29	30	25,860.25	2,471,539.74
4.90%	30-04-18	PAGO TOTAL MES	\$ 0.00	9.24%	\$0.00	\$6,568,250.29	31	26,444.17	2,497,983.91
4.70%	30-05-18	PAGO TOTAL MES	\$ 0.00	9.24%	\$0.00	\$6,568,250.29	30	26,740.41	2,524,724.32
4.60%	30-06-18	PAGO TOTAL MES	\$ 0.00	9.24%	\$0.00	\$6,568,250.29	31	24,841.88	2,549,566.20
4.57%	30-07-18	PAGO TOTAL MES	\$ 0.00	9.24%	\$0.00	\$6,568,250.29	30	25,136.43	2,574,702.63
4.53%	30-08-18	PAGO TOTAL MES	\$ 0.00	9.24%	\$0.00	\$6,568,250.29	31	24,168.65	2,598,871.28
4.53%	30-09-18	PAGO TOTAL MES	\$ 0.00	9.24%	\$0.00	\$6,568,250.29	30	24,761.56	2,623,632.84
4.43%	30-10-18	PAGO TOTAL MES	\$ 0.00	9.24%	\$0.00	\$6,568,250.29	31	24,781.56	2,648,384.41
4.42%	30-11-18	PAGO TOTAL MES	\$ 0.00	9.24%	\$0.00	\$6,568,250.29	30	23,442.78	2,671,837.18
4.54%	30-12-18	PAGO TOTAL MES	\$ 0.00	9.24%	\$0.00	\$6,568,250.29	31	24,172.02	2,696,009.21
4.56%	30-01-19	PAGO TOTAL MES	\$ 0.00	9.24%	\$0.00	\$6,568,250.29	30	24,013.18	2,720,022.39
4.57%	28-02-19	PAGO TOTAL MES	\$ 0.00	9.24%	\$0.00	\$6,568,250.29	29	24,922.25	2,744,944.64
4.55%	30-03-19	PAGO TOTAL MES	\$ 0.00	9.24%	\$0.00	\$6,568,250.29	30	23,361.60	2,768,306.23
4.54%	30-04-19	PAGO TOTAL MES	\$ 0.00	9.24%	\$0.00	\$6,568,250.29	31	24,065.01	2,792,371.24
4.50%	30-05-19	PAGO TOTAL MES	\$ 0.00	9.24%	\$0.00	\$6,568,250.29	30	24,815.13	2,817,186.37
4.52%	30-06-19	PAGO TOTAL MES	\$ 0.00	9.24%	\$0.00	\$6,568,250.29	31	23,805.82	2,840,992.20
4.47%	30-07-19	PAGO TOTAL MES	\$ 0.00	9.24%	\$0.00	\$6,568,250.29	30	24,707.99	2,865,700.19
4.43%	30-08-19	PAGO TOTAL MES	\$ 0.00	9.24%	\$0.00	\$6,568,250.29	31	23,650.26	2,889,350.45
4.48%	30-09-19	PAGO TOTAL MES	\$ 0.00	9.24%	\$0.00	\$6,568,250.29	30	24,225.64	2,913,576.09
4.41%	30-10-19	PAGO TOTAL MES	\$ 0.00	9.24%	\$0.00	\$6,568,250.29	31	24,493.66	2,938,069.75
4.43%	30-11-19	PAGO TOTAL MES	\$ 0.00	9.24%	\$0.00	\$6,568,250.29	30	23,339.01	2,961,408.76
4.52%	30-12-19	PAGO TOTAL MES	\$ 0.00	9.24%	\$0.00	\$6,568,250.29	31	24,225.64	2,985,634.40
4.54%	30-01-20	PAGO TOTAL MES	\$ 0.00	9.24%	\$0.00	\$6,568,250.29	30	23,909.51	3,009,543.91
4.46%	28-02-20	PAGO TOTAL MES	\$ 0.00	9.24%	\$0.00	\$6,568,250.29	29	24,815.13	3,034,359.04
4.50%	30-03-20	PAGO TOTAL MES	\$ 0.00	9.24%	\$0.00	\$6,568,250.29	30	22,810.42	3,057,169.46
4.55%	30-04-20	PAGO TOTAL MES	\$ 0.00	9.24%	\$0.00	\$6,568,250.29	31	24,606.19	3,081,775.66
4.29%	30-05-20	PAGO TOTAL MES	\$ 0.00	9.24%	\$0.00	\$6,568,250.29	30	24,868.69	3,106,644.35
3.76%	30-06-20	PAGO TOTAL MES	\$ 0.00	9.24%	\$0.00	\$6,568,250.29	31	22,716.01	3,129,360.36
3.34%	30-07-20	PAGO TOTAL MES	\$ 0.00	9.24%	\$0.00	\$6,568,250.29	30	20,622.80	3,149,983.16
2.79%	30-08-20	PAGO TOTAL MES	\$ 0.00	9.24%	\$0.00	\$6,568,250.29	31	17,760.59	3,167,743.74
2.38%	30-09-20	PAGO TOTAL MES	\$ 0.00	9.24%	\$0.00	\$6,568,250.29	30	15,368.84	3,183,112.59
2.03%	30-10-20	PAGO TOTAL MES	\$ 0.00	9.24%	\$0.00	\$6,568,250.29	31	13,189.04	3,196,301.63
1.96%	30-11-20	PAGO TOTAL MES	\$ 0.00	9.24%	\$0.00	\$6,568,250.29	30	10,858.29	3,207,159.92
1.93%	30-12-20	PAGO TOTAL MES	\$ 0.00	9.24%	\$0.00	\$6,568,250.29	31	10,837.05	3,217,996.97
1.91%	30-01-21	PAGO TOTAL MES	\$ 0.00	9.24%	\$0.00	\$6,568,250.29	30	10,328.07	3,228,325.03
1.81%	28-02-21	PAGO TOTAL MES	\$ 0.00	9.24%	\$0.00	\$6,568,250.29	29	10,562.97	3,238,888.00
1.77%	30-03-21	PAGO TOTAL MES	\$ 0.00	9.24%	\$0.00	\$6,568,250.29	30	9,367.89	3,248,255.89
1.76%	30-04-21	PAGO TOTAL MES	\$ 0.00	9.24%	\$0.00	\$6,568,250.29	31	9,478.71	3,257,734.60
1.82%	30-05-21	PAGO TOTAL MES	\$ 0.00	9.24%	\$0.00	\$6,568,250.29	30	9,740.00	3,267,474.60
1.91%	30-06-21	PAGO TOTAL MES	\$ 0.00	9.24%	\$0.00	\$6,568,250.29	31	9,744.26	3,277,218.86
1.90%	30-07-21	PAGO TOTAL MES	\$ 0.00	9.24%	\$0.00	\$6,568,250.29	30	10,562.97	3,287,781.83
1.99%	30-08-21	PAGO TOTAL MES	\$ 0.00	9.24%	\$0.00	\$6,568,250.29	31	10,168.90	3,297,950.74
2.05%	30-09-21	PAGO TOTAL MES	\$ 0.00	9.24%	\$0.00	\$6,568,250.29	30	11,001.43	3,308,952.17
2.22%	30-10-21	PAGO TOTAL MES	\$ 0.00	9.24%	\$0.00	\$6,568,250.29	31	11,330.07	3,320,282.24
2.65%	30-11-21	PAGO TOTAL MES	\$ 0.00	9.24%	\$0.00	\$6,568,250.29	30	11,864.42	3,332,146.66
3.08%	30-12-21	PAGO TOTAL MES	\$ 0.00	9.24%	\$0.00	\$6,568,250.29	31	14,606.80	3,346,753.46
3.47%	30-01-22	PAGO TOTAL MES	\$ 0.00	9.24%	\$0.00	\$6,568,250.29	30	16,397.08	3,363,150.53
4.31%	28-02-22	PAGO TOTAL MES	\$ 0.00	9.24%	\$0.00	\$6,568,250.29	29	19,056.76	3,382,207.29
4.97%	30-03-22	PAGO TOTAL MES	\$ 0.00	9.24%	\$0.00	\$6,568,250.29	30	22,057.95	3,404,265.24
5.97%	30-04-22	PAGO TOTAL MES	\$ 0.00	9.24%	\$0.00	\$6,568,250.29	31	26,237.67	3,430,502.91
7.04%	30-05-22	PAGO TOTAL MES	\$ 0.00	9.24%	\$0.00	\$6,568,250.29	30	32,427.27	3,462,930.18
7.72%	30-06-22	PAGO TOTAL MES	\$ 0.00	9.24%	\$0.00	\$6,568,250.29	31	36,830.59	3,499,760.77
9.30%	30-07-22	PAGO TOTAL MES	\$ 0.00	9.24%	\$0.00	\$6,568,250.29	30	41,615.95	3,541,376.72
10.57%	30-08-22	PAGO TOTAL MES	\$ 0.00	9.24%	\$0.00	\$6,568,250.29	31	48,183.24	3,589,559.96
10.99%	30-09-22	PAGO TOTAL MES	\$ 0.00	9.24%	\$0.00	\$6,568,250.29	30	56,291.99	3,645,851.95
11.60%	30-10-22	PAGO TOTAL MES	\$ 0.00	9.24%	\$0.00	\$6,568,250.29	31	58,425.44	3,704,277.39
12.63%	30-11-22	PAGO TOTAL MES	\$ 0.00	9.24%	\$0.00	\$6,568,250.29	30	59,517.72	3,763,795.11
13.42%	30-12-22	PAGO TOTAL MES	\$ 0.00	9.24%	\$0.00	\$6,568,250.29	31	66,685.94	3,830,481.05
13.91%	30-01-23	PAGO TOTAL MES	\$ 0.00	9.24%	\$0.00	\$6,568,250.29	30	68,335.81	3,898,816.85
14.39%	28-02-23	PAGO TOTAL MES	\$ 0.00	9.24%	\$0.00	\$6,568,250.29	29	73,057.03	3,971,873.88
13.31%	30-03-23	PAGO TOTAL MES	\$ 0.00	9.24%	\$0.00	\$6,568,250.29	30	70,536.86	4,042,410.74
12.53%	30-04-23	PAGO TOTAL MES	\$ 0.00	9.24%	\$0.00	\$6,568,250.29	31	67,806.55	4,110,217.29
12.57%	30-05-23	PAGO TOTAL MES	\$ 0.00	9.24%	\$0.00	\$6,568,250.29	30	66,185.41	4,176,402.70
13.02%	30-06-23	PAGO TOTAL MES	\$ 0.00	9.24%	\$0.00	\$6,568,250.29	31	64,233.76	4,240,636.45
13.58%	30-07-23	PAGO TOTAL MES	\$ 0.00	9.24%	\$0.00	\$6,568,250.29	30	68,634.12	4,309,270.57

CEDULA	FECHA	CONCEPTO	VALOR PAGADO (MESADA)	PARTICIPACION	VALOR CUOTA PARTE	VALOR CUOTA PARTE ACUMULADO	DIAS DE MORA	INTERESES	INTERES ACUMULADO
13,71%	30-08-23	PAGO TOTAL MES	\$ 0,00	9,24%	\$0,00	\$6,568,250,29	31	72,065,88	4,450,441,24
13,07%	30-09-23	PAGO TOTAL MES	\$ 0,00	9,24%	\$0,00	\$6,568,250,29	31	68,883,44	4,519,324,66
13,09%	30-10-23	PAGO TOTAL MES	\$ 0,00	9,24%	\$0,00	\$6,568,250,29	30	66,746,61	4,586,071,29
12,76%	30-11-23	PAGO TOTAL MES	\$ 0,00	9,24%	\$0,00	\$6,568,250,29	31	67,336,01	4,653,407,30
12,63%	30-12-23	PAGO TOTAL MES	\$ 0,00	9,24%	\$0,00	\$6,568,250,29	30	64,524,25	4,717,931,55
11,62%	30-01-24	PAGO TOTAL MES	\$ 0,00	9,24%	\$0,00	\$6,568,250,29	31	61,611,81	4,779,543,36

CONSOLIDADO DE LIQUIDACION DE CRÉDITO Y COSTAS

PENSIONADO	IZQUIERDO RODRIGUEZ MARIA FLORANGELA		
CEDULA DE CIUDADANIA	33,446,731		
TOTAL CAPITAL CUOTAS PARTES	CON CORTE A	30-06-10	\$ 6,568,250,29
INTERESES ANTES DE LEY 1066 DE 2006	CON CORTE A	28-07-06	\$ 0,00
INTERESES LEY 1066 DE 2006	CON CORTE A	30-01-24	\$ 4,779,543,36
COSTAS PROCESALES (8%)	PROCESO No.	11-136	\$ 907,823,49

TOTAL LIQUIDACIÓN DE CRÉDITO Y COSTAS

\$ 12,255,617,15

NOTA: SE AJUSTA MESADA PENSIONAL TENIENDO EN CUENTA EL VALOR QUE ASUME FONPRECON DE ACUERDO A LA RESOLUCION 508 DE 18-06-2002 CONFORME MESA DE TRABAJO EL DIA 30-01-2017

ELABORÓ: CCS/DMPM

APROBÓ: RAÚL RUEDA

26/02/2024

ACTUALIZACION LIQUIDACION DE CREDITO Y COSTAS

PENSIONADO **MOLANO CALDERON ENRIQUE** CEDULA DE CIUDADANIA **17,035,122**

ENTIDAD : **GOBERNACION DE BOYACA**

RESOLUCION No.: **1237** de 07-11-95

FECHA DE RECONOCIMIENTO: **1993-08-01**

PORCENTAJE DE CONCURRENCIA

15,04%

CUANTIA INICIAL \$ 466,208,14

LEY 68 de 1923 Art. 9	12,00%
FECHA ENVIO CUENTA DE COBRO	29-10-09

FECHA INICIO	30-10-06
FECHA CORTE DE CAPITAL	30-09-09
FECHA CORTE DE INTERESES	30-01-24

PENSION INICIAL \$ 3,099,767,84

PROCESO No. **11-137**

PRESCRIPCION: DE AGOSTO DE 1993 HASTA SEPTIEMBRE DE 2006

CEDULA	FECHA	CONCEPTO	VALOR PAGADO (MESADA)	PARTICIPACION	VALOR CUOTA PARTE	VALOR CUOTA PARTE ACUMULADO	DIAS DE MORA	INTERESES	INTERES ACUMULADO
DTF									
6,42%	30-10-06	PAGO TOTAL MES	\$ 14,497,498,00	15,04%	\$2,180,438,00	\$2,180,438,00	30	0,00	0,00
6,68%	30-11-06	PAGO TOTAL MES	\$ 14,497,498,00	15,04%	\$2,180,438,00	\$4,360,875,99	31	12,007,84	12,007,84
6,75%	30-12-06	PAGO TOTAL MES	\$ 28,994,996,00	15,04%	\$4,360,875,99	\$8,721,751,98	30	23,475,30	35,483,14
6,81%	30-01-07	PAGO TOTAL MES	\$ 15,410,695,00	15,04%	\$2,317,783,73	\$11,039,535,71	31	48,938,51	84,421,65
6,80%	28-02-07	PAGO TOTAL MES	\$ 15,410,695,00	15,04%	\$2,317,783,73	\$13,357,319,43	29	57,854,40	142,276,06
7,52%	30-03-07	PAGO TOTAL MES	\$ 15,410,695,00	15,04%	\$2,317,783,73	\$15,675,103,16	30	79,840,00	222,116,05
7,45%	30-04-07	PAGO TOTAL MES	\$ 15,410,695,00	15,04%	\$2,317,783,73	\$17,992,886,89	31	95,954,37	318,070,42
7,61%	30-05-07	PAGO TOTAL MES	\$ 15,410,695,00	15,04%	\$2,317,783,73	\$20,310,670,61	30	108,792,74	426,863,16
8,02%	30-06-07	PAGO TOTAL MES	\$ 21,918,195,00	15,04%	\$3,296,217,34	\$23,606,887,95	31	133,515,38	560,378,52
8,29%	30-07-07	PAGO TOTAL MES	\$ 15,410,695,00	15,04%	\$2,317,783,73	\$25,924,671,68	30	155,036,85	715,415,37
8,54%	30-08-07	PAGO TOTAL MES	\$ 15,410,695,00	15,04%	\$2,317,783,73	\$28,242,455,40	31	181,065,52	896,480,89
8,89%	30-09-07	PAGO TOTAL MES	\$ 15,410,695,00	15,04%	\$2,317,783,73	\$30,560,239,13	31	205,030,97	1,101,511,86
8,59%	30-10-07	PAGO TOTAL MES	\$ 15,410,695,00	15,04%	\$2,317,783,73	\$32,878,022,85	30	207,697,92	1,309,209,78
8,67%	30-11-07	PAGO TOTAL MES	\$ 30,821,390,00	15,04%	\$4,635,567,45	\$37,513,590,30	31	232,995,76	1,542,205,54
8,98%	30-12-07	PAGO TOTAL MES	\$ 15,410,695,00	15,04%	\$2,317,783,73	\$39,831,374,03	30	266,085,89	1,808,291,44
9,12%	30-01-08	PAGO TOTAL MES	\$ 16,398,521,00	15,04%	\$2,466,353,73	\$42,297,727,76	31	296,353,17	2,104,644,61
9,30%	28-02-08	PAGO TOTAL MES	\$ 16,398,521,00	15,04%	\$2,466,353,73	\$44,764,081,49	29	299,907,33	2,404,551,93
9,59%	30-03-08	PAGO TOTAL MES	\$ 16,398,521,00	15,04%	\$2,466,353,73	\$47,230,435,22	31	349,518,29	2,754,070,22
9,79%	30-04-08	PAGO TOTAL MES	\$ 16,398,521,00	15,04%	\$2,466,353,73	\$49,696,788,95	31	376,147,26	3,130,217,48
9,59%	30-05-08	PAGO TOTAL MES	\$ 16,398,521,00	15,04%	\$2,466,353,73	\$52,163,142,68	30	375,468,55	3,505,686,03
9,75%	30-06-08	PAGO TOTAL MES	\$ 23,321,021,00	15,04%	\$3,507,504,56	\$55,670,647,24	31	413,804,54	3,919,490,57
9,61%	30-07-08	PAGO TOTAL MES	\$ 0,00	15,04%	\$0,00	\$55,670,647,24	30	421,443,46	4,340,934,04
9,96%	30-08-08	PAGO TOTAL MES	\$ 0,00	15,04%	\$0,00	\$55,670,647,24	31	450,740,10	4,791,674,14
9,92%	30-09-08	PAGO TOTAL MES	\$ 46,462,476,00	15,04%	\$8,988,002,21	\$62,658,649,45	31	449,005,92	5,240,680,05
10,02%	30-10-08	PAGO TOTAL MES	\$ 16,398,521,00	15,04%	\$2,466,353,73	\$65,125,003,18	30	493,721,17	5,734,401,23
10,13%	30-11-08	PAGO TOTAL MES	\$ 16,398,521,00	15,04%	\$2,466,353,73	\$67,591,356,91	31	535,902,17	6,270,303,40
10,12%	30-12-08	PAGO TOTAL MES	\$ 32,797,042,00	15,04%	\$4,932,707,46	\$72,524,064,37	30	537,675,79	6,807,979,19
9,69%	30-01-09	PAGO TOTAL MES	\$ 17,656,288,00	15,04%	\$2,655,523,13	\$75,179,587,49	31	571,930,53	7,379,909,72
8,98%	28-02-09	PAGO TOTAL MES	\$ 17,656,288,00	15,04%	\$2,655,523,13	\$77,835,110,62	29	515,416,93	7,895,326,66
8,17%	30-03-09	PAGO TOTAL MES	\$ 17,656,288,00	15,04%	\$2,655,523,13	\$80,490,633,75	30	504,038,12	8,399,364,78
7,12%	30-04-09	PAGO TOTAL MES	\$ 17,656,288,00	15,04%	\$2,655,523,13	\$83,146,156,87	31	471,565,89	8,870,930,66
6,20%	30-05-09	PAGO TOTAL MES	\$ 17,656,288,00	15,04%	\$2,655,523,13	\$85,801,680,00	30	412,105,66	9,283,036,32
5,52%	30-06-09	PAGO TOTAL MES	\$ 25,109,788,00	15,04%	\$3,776,536,88	\$89,578,216,88	31	392,441,90	9,675,478,22
5,15%	30-07-09	PAGO TOTAL MES	\$ 17,656,288,00	15,04%	\$2,655,523,13	\$92,233,740,01	30	370,496,70	10,045,974,92
5,08%	30-08-09	PAGO TOTAL MES	\$ 17,656,288,00	15,04%	\$2,655,523,13	\$94,889,263,13	31	388,984,31	10,434,959,23
4,89%	30-09-09	PAGO TOTAL MES	\$ 17,656,288,00	15,04%	\$2,655,523,13	\$97,544,786,26	31	385,538,06	10,820,497,30
4,41%	30-10-09	PAGO TOTAL MES	\$ 0,00	15,04%	\$0,00	\$97,544,786,26	30	346,606,53	11,167,103,83
4,40%	30-11-09	PAGO TOTAL MES	\$ 0,00	15,04%	\$0,00	\$97,544,786,26	31	357,384,85	11,524,488,68
4,12%	30-12-09	PAGO TOTAL MES	\$ 0,00	15,04%	\$0,00	\$97,544,786,26	30	324,230,51	11,848,719,18
4,04%	30-01-10	PAGO TOTAL MES	\$ 0,00	15,04%	\$0,00	\$97,544,786,26	31	328,667,17	12,177,386,36
4,00%	28-02-10	PAGO TOTAL MES	\$ 0,00	15,04%	\$0,00	\$97,544,786,26	29	304,439,87	12,481,826,23
3,93%	30-03-10	PAGO TOTAL MES	\$ 0,00	15,04%	\$0,00	\$97,544,786,26	30	309,539,31	12,791,365,54
3,92%	30-04-10	PAGO TOTAL MES	\$ 0,00	15,04%	\$0,00	\$97,544,786,26	31	319,074,41	13,110,439,95
3,63%	30-05-10	PAGO TOTAL MES	\$ 0,00	15,04%	\$0,00	\$97,544,786,26	30	286,282,43	13,396,732,38
3,54%	30-06-10	PAGO TOTAL MES	\$ 0,00	15,04%	\$0,00	\$97,544,786,26	31	288,630,29	13,685,362,67
3,52%	30-07-10	PAGO TOTAL MES	\$ 0,00	15,04%	\$0,00	\$97,544,786,26	30	277,753,10	13,963,115,77
3,50%	30-08-10	PAGO TOTAL MES	\$ 0,00	15,04%	\$0,00	\$97,544,786,26	31	285,419,70	14,248,535,47
3,47%	30-09-10	PAGO TOTAL MES	\$ 0,00	15,04%	\$0,00	\$97,544,786,26	31	283,011,02	14,531,546,49
3,45%	30-10-10	PAGO TOTAL MES	\$ 0,00	15,04%	\$0,00	\$97,544,786,26	30	272,314,64	14,803,861,13
3,44%	30-11-10	PAGO TOTAL MES	\$ 0,00	15,04%	\$0,00	\$97,544,786,26	31	280,601,69	15,084,462,82
3,50%	30-12-10	PAGO TOTAL MES	\$ 0,00	15,04%	\$0,00	\$97,544,786,26	30	276,199,60	15,360,662,41
3,48%	30-01-11	PAGO TOTAL MES	\$ 0,00	15,04%	\$0,00	\$97,544,786,26	31	283,813,98	15,644,476,40
3,46%	28-02-11	PAGO TOTAL MES	\$ 0,00	15,04%	\$0,00	\$97,544,786,26	29	283,976,40	15,908,452,80
3,59%	30-03-11	PAGO TOTAL MES	\$ 0,00	15,04%	\$0,00	\$97,544,786,26	30	283,188,18	16,191,640,98
3,74%	30-04-11	PAGO TOTAL MES	\$ 0,00	15,04%	\$0,00	\$97,544,786,26	31	304,666,23	16,496,307,21
3,88%	30-05-11	PAGO TOTAL MES	\$ 0,00	15,04%	\$0,00	\$97,544,786,26	30	305,669,11	16,801,976,33
4,10%	30-06-11	PAGO TOTAL MES	\$ 0,00	15,04%	\$0,00	\$97,544,786,26	31	333,459,76	17,135,436,09
4,21%	30-07-11	PAGO TOTAL MES	\$ 0,00	15,04%	\$0,00	\$97,544,786,26	30	331,180,90	17,466,616,99
4,49%	30-08-11	PAGO TOTAL MES	\$ 0,00	15,04%	\$0,00	\$97,544,786,26	31	364,550,11	17,831,167,10
4,61%	30-09-11	PAGO TOTAL MES	\$ 0,00	15,04%	\$0,00	\$97,544,786,26	31	374,095,01	18,205,262,11
4,72%	30-10-11	PAGO TOTAL MES	\$ 0,00	15,04%	\$0,00	\$97,544,786,26	30	370,462,74	18,575,724,86
5,08%	30-11-11	PAGO TOTAL MES	\$ 0,00	15,04%	\$0,00	\$97,544,786,26	31	411,382,99	18,987,107,85
5,12%	30-12-11	PAGO TOTAL MES	\$ 0,00	15,04%	\$0,00	\$97,544,786,26	30	401,149,36	19,388,257,21
5,13%	30-01-12	PAGO TOTAL MES	\$ 0,00	15,04%	\$0,00	\$97,544,786,26	31	415,340,81	19,803,598,01
5,27%	28-02-12	PAGO TOTAL MES	\$ 0,00	15,04%	\$0,00	\$97,544,786,26	29	396,848,83	20,202,444,84
5,36%	30-03-12	PAGO TOTAL MES	\$ 0,00	15,04%	\$0,00	\$97,544,786,26	31	433,524,62	20,635,969,46
5,47%	30-04-12	PAGO TOTAL MES	\$ 0,00	15,04%	\$0,00	\$97,544,786,26	31	442,208,39	21,078,177,86
5,45%	30-05-12	PAGO TOTAL MES	\$ 0,00	15,04%	\$0,00	\$97,544,786,26	30	426,385,25	21,504,563,10
5,45%	30-06-12	PAGO TOTAL MES	\$ 0,00	15,04%	\$0,00	\$97,544,786,26	31	440,630,14	21,945,193,24
5,44%	30-07-12	PAGO TOTAL MES	\$ 0,00	15,04%	\$0,00	\$97,544,786,26	30	425,621,59	22,370,814,83
5,41%	30-08-12	PAGO TOTAL MES	\$ 0,00	15,04%	\$0,00	\$97,544,786,26	31	437,472,82	22,808,287,65

CECULA	FECHA	CONCEPTO	VALOR PAGADO (MESADA)	PARTICIPACION	VALOR CUOTA PARTE	VALOR CUOTA PARTE ACUMULADO	DIAS DE MORA	INTERESES	INTERES ACUMULADO
5.32%	30-09-12	PAGO TOTAL MES	\$ 0,00	15,04%	\$0,00	\$97,544,786,26	31	430,364,83	23,238,652,48
5.42%	30-10-12	PAGO TOTAL MES	\$ 0,00	15,04%	\$0,00	\$97,544,786,26	30	424,094,07	23,662,746,55
5.31%	30-11-12	PAGO TOTAL MES	\$ 0,00	15,04%	\$0,00	\$97,544,786,26	31	429,574,71	24,092,321,26
5.22%	30-12-12	PAGO TOTAL MES	\$ 0,00	15,04%	\$0,00	\$97,544,786,26	30	408,804,27	24,501,125,53
5.12%	30-01-13	PAGO TOTAL MES	\$ 0,00	15,04%	\$0,00	\$97,544,786,26	31	414,549,38	24,915,674,91
4.82%	28-02-13	PAGO TOTAL MES	\$ 0,00	15,04%	\$0,00	\$97,544,786,26	29	365,516,07	25,281,190,98
4.57%	30-03-13	PAGO TOTAL MES	\$ 0,00	15,04%	\$0,00	\$97,544,786,26	30	358,927,52	25,640,118,50
4.21%	30-04-13	PAGO TOTAL MES	\$ 0,00	15,04%	\$0,00	\$97,544,786,26	31	342,239,61	25,982,358,11
3.98%	30-05-13	PAGO TOTAL MES	\$ 0,00	15,04%	\$0,00	\$97,544,786,26	30	313,407,81	26,295,765,92
3.84%	30-06-13	PAGO TOTAL MES	\$ 0,00	15,04%	\$0,00	\$97,544,786,26	31	320,673,90	26,616,439,82
3.98%	30-07-13	PAGO TOTAL MES	\$ 0,00	15,04%	\$0,00	\$97,544,786,26	30	313,407,81	26,929,847,63
4.07%	30-08-13	PAGO TOTAL MES	\$ 0,00	15,04%	\$0,00	\$97,544,786,26	31	331,063,78	27,260,911,41
4.07%	30-09-13	PAGO TOTAL MES	\$ 0,00	15,04%	\$0,00	\$97,544,786,26	31	331,063,78	27,591,975,19
4.02%	30-10-13	PAGO TOTAL MES	\$ 0,00	15,04%	\$0,00	\$97,544,786,26	30	316,501,37	27,908,476,56
4.03%	30-11-13	PAGO TOTAL MES	\$ 0,00	15,04%	\$0,00	\$97,544,786,26	31	327,868,16	28,236,344,73
4.06%	30-12-13	PAGO TOTAL MES	\$ 0,00	15,04%	\$0,00	\$97,544,786,26	30	319,593,84	28,555,938,57
4.03%	30-01-14	PAGO TOTAL MES	\$ 0,00	15,04%	\$0,00	\$97,544,786,26	31	327,868,16	28,883,806,73
3.97%	28-02-14	PAGO TOTAL MES	\$ 0,00	15,04%	\$0,00	\$97,544,786,26	29	302,196,98	29,186,003,71
3.89%	30-03-14	PAGO TOTAL MES	\$ 0,00	15,04%	\$0,00	\$97,544,786,26	30	305,443,29	29,492,447,00
3.81%	30-04-14	PAGO TOTAL MES	\$ 0,00	15,04%	\$0,00	\$97,544,786,26	31	310,272,13	29,802,719,13
3.78%	30-05-14	PAGO TOTAL MES	\$ 0,00	15,04%	\$0,00	\$97,544,786,26	30	298,698,44	30,101,417,57
3.94%	30-06-14	PAGO TOTAL MES	\$ 0,00	15,04%	\$0,00	\$97,544,786,26	31	320,673,90	30,422,091,47
4.06%	30-07-14	PAGO TOTAL MES	\$ 0,00	15,04%	\$0,00	\$97,544,786,26	30	319,593,84	30,741,685,32
4.04%	30-08-14	PAGO TOTAL MES	\$ 0,00	15,04%	\$0,00	\$97,544,786,26	31	328,667,17	31,070,352,49
4.26%	30-09-14	PAGO TOTAL MES	\$ 0,00	15,04%	\$0,00	\$97,544,786,26	31	346,227,65	31,416,580,14
4.33%	30-10-14	PAGO TOTAL MES	\$ 0,00	15,04%	\$0,00	\$97,544,786,26	30	340,439,54	31,757,019,68
4.36%	30-11-14	PAGO TOTAL MES	\$ 0,00	15,04%	\$0,00	\$97,544,786,26	31	354,198,48	32,111,218,15
4.34%	30-12-14	PAGO TOTAL MES	\$ 0,00	15,04%	\$0,00	\$97,544,786,26	30	341,210,65	32,452,428,80
4.47%	30-01-15	PAGO TOTAL MES	\$ 0,00	15,04%	\$0,00	\$97,544,786,26	31	362,958,32	32,815,387,12
4.45%	28-02-15	PAGO TOTAL MES	\$ 0,00	15,04%	\$0,00	\$97,544,786,26	29	338,011,95	33,153,399,07
4.41%	30-03-15	PAGO TOTAL MES	\$ 0,00	15,04%	\$0,00	\$97,544,786,26	30	346,606,53	33,500,005,61
4.51%	30-04-15	PAGO TOTAL MES	\$ 0,00	15,04%	\$0,00	\$97,544,786,26	31	366,141,62	33,866,147,23
4.42%	30-05-15	PAGO TOTAL MES	\$ 0,00	15,04%	\$0,00	\$97,544,786,26	30	347,377,10	34,213,524,33
4.40%	30-06-15	PAGO TOTAL MES	\$ 0,00	15,04%	\$0,00	\$97,544,786,26	31	357,384,85	34,570,909,18
4.52%	30-07-15	PAGO TOTAL MES	\$ 0,00	15,04%	\$0,00	\$97,544,786,26	30	355,079,07	34,925,986,26
4.47%	30-08-15	PAGO TOTAL MES	\$ 0,00	15,04%	\$0,00	\$97,544,786,26	31	362,958,32	35,288,946,58
4.41%	30-09-15	PAGO TOTAL MES	\$ 0,00	15,04%	\$0,00	\$97,544,786,26	31	358,181,27	35,647,127,85
4.72%	30-10-15	PAGO TOTAL MES	\$ 0,00	15,04%	\$0,00	\$97,544,786,26	30	370,462,74	36,017,590,59
4.92%	30-11-15	PAGO TOTAL MES	\$ 0,00	15,04%	\$0,00	\$97,544,786,26	31	398,706,37	36,416,296,96
5.24%	30-12-15	PAGO TOTAL MES	\$ 0,00	15,04%	\$0,00	\$97,544,786,26	30	410,334,45	36,826,631,41
5.74%	30-01-16	PAGO TOTAL MES	\$ 0,00	15,04%	\$0,00	\$97,544,786,26	31	463,488,02	37,290,119,43
6.25%	28-02-16	PAGO TOTAL MES	\$ 0,00	15,04%	\$0,00	\$97,544,786,26	29	470,982,32	37,761,101,74
6.35%	30-03-16	PAGO TOTAL MES	\$ 0,00	15,04%	\$0,00	\$97,544,786,26	31	511,381,73	38,272,483,47
6.55%	30-04-16	PAGO TOTAL MES	\$ 0,00	15,04%	\$0,00	\$97,544,786,26	30	534,843,87	38,807,327,34
6.83%	30-05-16	PAGO TOTAL MES	\$ 0,00	15,04%	\$0,00	\$97,544,786,26	31	531,137,86	39,338,465,20
6.91%	30-06-16	PAGO TOTAL MES	\$ 0,00	15,04%	\$0,00	\$97,544,786,26	31	555,128,92	39,893,594,13
7.26%	30-07-16	PAGO TOTAL MES	\$ 0,00	15,04%	\$0,00	\$97,544,786,26	30	563,524,45	40,457,118,58
7.19%	30-08-16	PAGO TOTAL MES	\$ 0,00	15,04%	\$0,00	\$97,544,786,26	31	576,923,95	41,034,042,52
7.18%	30-09-16	PAGO TOTAL MES	\$ 0,00	15,04%	\$0,00	\$97,544,786,26	31	576,146,45	41,610,188,97
7.09%	30-10-16	PAGO TOTAL MES	\$ 0,00	15,04%	\$0,00	\$97,544,786,26	30	550,734,72	42,160,923,69
7.01%	30-11-16	PAGO TOTAL MES	\$ 0,00	15,04%	\$0,00	\$97,544,786,26	31	562,918,85	42,723,842,54
6.92%	30-12-16	PAGO TOTAL MES	\$ 0,00	15,04%	\$0,00	\$97,544,786,26	30	537,926,34	43,261,768,88
6.94%	30-01-17	PAGO TOTAL MES	\$ 0,00	15,04%	\$0,00	\$97,544,786,26	31	557,486,80	43,819,235,48
6.78%	28-02-17	PAGO TOTAL MES	\$ 0,00	15,04%	\$0,00	\$97,544,786,26	29	509,739,56	44,328,975,04
6.65%	30-03-17	PAGO TOTAL MES	\$ 0,00	15,04%	\$0,00	\$97,544,786,26	30	517,545,15	44,846,520,20
6.53%	30-04-17	PAGO TOTAL MES	\$ 0,00	15,04%	\$0,00	\$97,544,786,26	31	525,466,27	45,371,986,46
6.17%	30-05-17	PAGO TOTAL MES	\$ 0,00	15,04%	\$0,00	\$97,544,786,26	30	481,194,72	45,853,181,18
5.96%	30-06-17	PAGO TOTAL MES	\$ 0,00	15,04%	\$0,00	\$97,544,786,26	31	480,790,24	46,333,971,42
5.65%	30-07-17	PAGO TOTAL MES	\$ 0,00	15,04%	\$0,00	\$97,544,786,26	30	441,644,47	46,775,615,89
5.58%	30-08-17	PAGO TOTAL MES	\$ 0,00	15,04%	\$0,00	\$97,544,786,26	31	450,883,88	47,226,499,77
5.52%	30-09-17	PAGO TOTAL MES	\$ 0,00	15,04%	\$0,00	\$97,544,786,26	31	448,152,82	47,672,652,59
5.46%	30-10-17	PAGO TOTAL MES	\$ 0,00	15,04%	\$0,00	\$97,544,786,26	30	427,148,84	48,099,801,42
5.35%	30-11-17	PAGO TOTAL MES	\$ 0,00	15,04%	\$0,00	\$97,544,786,26	31	432,734,78	48,532,536,20
5.28%	30-12-17	PAGO TOTAL MES	\$ 0,00	15,04%	\$0,00	\$97,544,786,26	30	413,394,01	48,945,930,21
5.21%	30-01-18	PAGO TOTAL MES	\$ 0,00	15,04%	\$0,00	\$97,544,786,26	31	421,669,74	49,367,599,95
5.07%	28-02-18	PAGO TOTAL MES	\$ 0,00	15,04%	\$0,00	\$97,544,786,26	29	384,049,38	49,751,649,33
5.01%	30-03-18	PAGO TOTAL MES	\$ 0,00	15,04%	\$0,00	\$97,544,786,26	30	392,721,24	50,144,370,57
4.90%	30-04-18	PAGO TOTAL MES	\$ 0,00	15,04%	\$0,00	\$97,544,786,26	31	397,120,55	50,541,491,12
4.70%	30-05-18	PAGO TOTAL MES	\$ 0,00	15,04%	\$0,00	\$97,544,786,26	30	368,925,59	50,910,416,71
4.80%	30-06-18	PAGO TOTAL MES	\$ 0,00	15,04%	\$0,00	\$97,544,786,26	31	373,299,98	51,283,716,70
4.57%	30-07-18	PAGO TOTAL MES	\$ 0,00	15,04%	\$0,00	\$97,544,786,26	30	358,927,52	51,642,644,22
4.53%	30-08-18	PAGO TOTAL MES	\$ 0,00	15,04%	\$0,00	\$97,544,786,26	31	367,732,86	52,010,377,08
4.53%	30-09-18	PAGO TOTAL MES	\$ 0,00	15,04%	\$0,00	\$97,544,786,26	31	367,732,86	52,378,109,93
4.43%	30-10-18	PAGO TOTAL MES	\$ 0,00	15,04%	\$0,00	\$97,544,786,26	30	348,147,60	52,726,257,54
4.42%	30-11-18	PAGO TOTAL MES	\$ 0,00	15,04%	\$0,00	\$97,544,786,26	31	358,977,62	53,085,235,16
4.54%	30-12-18	PAGO TOTAL MES	\$ 0,00	15,04%	\$0,00	\$97,544,786,26	30	356,616,65	53,441,853,81
4.56%	30-01-19	PAGO TOTAL MES	\$ 0,00	15,04%	\$0,00	\$97,544,786,26	31	370,119,19	53,811,973,00
4.57%	28-02-19	PAGO TOTAL MES	\$ 0,00	15,04%	\$0,00	\$97,544,786,26	29	348,942,02	54,158,915,02
4.55%	30-03-19	PAGO TOTAL MES	\$ 0,00	15,04%	\$0,00	\$97,544,786,26	30	357,388,34	54,516,303,36
4.50%	30-04-19	PAGO TOTAL MES	\$ 0,00	15,04%	\$0,00	\$97,544,786,26	31	368,528,37	54,884,831,73
4.52%	30-05-19	PAGO TOTAL MES	\$ 0,00	15,04%	\$0,00	\$97,544,786,26	30	353,539,22	55,238,370,95
4.47%	30-06-19	PAGO TOTAL MES	\$ 0,00	15,04%	\$0,00	\$97,544,786,26	31	366,937,28	55,605,308,23
4.47%	30-07-19	PAGO TOTAL MES	\$ 0,00	15,04%	\$0,00	\$97,544,786,26	30	351,228,93	55,956,537,16
4.43%	30-08-19	PAGO TOTAL MES	\$ 0,00	15,04%	\$0,00	\$97,544,786,26	31	359,773,90	56,316,311,06
4.48%	30-09-19	PAGO TOTAL MES	\$ 0,00	15,04%	\$0,00	\$97,544,786,26	31	363,754,25	56,680,065,31
4.41%	30-10-19	PAGO TOTAL MES	\$ 0,00	15,04%	\$0,00	\$97,544,786,26	30	346,606,53	57,026,671,84
4.43%	30-11-19	PAGO TOTAL MES	\$ 0,00	15,04%	\$0,00	\$97,544,786,26	31	359,773,90	57,386,445,74
4.52%	30-12-19	PAGO TOTAL MES	\$ 0,00	15,04%	\$0,00	\$97,544,786,26	30	355,079,07	57,741,524,81
4.54%	30-01-20	PAGO TOTAL MES	\$ 0,00	15,04%	\$0,00	\$97,544,786,26	31	368,528,37	58,110,053,18
4.46%	28-02-20	PAGO TOTAL MES	\$ 0,00	15,04%	\$0,00	\$97,544,786,26	29	338,756,48	58,448,809,67
4.50%	30-03-20	PAGO TOTAL MES	\$ 0,00	15,04%	\$0,00	\$97,544,786,26	31	365,425,48	58,814,235,15
4.55%	30-04-20	PAGO TOTAL MES	\$ 0,00	15,04%	\$0,00	\$97,544,786,26	31	369,323,81	59,183,558,96
4.29%	30-05-20	PAGO TOTAL MES	\$ 0,00	15,04%	\$0,00	\$97,544,786,26	30	337,354,41	59,520,913,37
3.76%	30-06-20	PAGO TOTAL MES	\$ 0,00	15,04%	\$0,00	\$97,544,786,26	31	306,268,27	59,827,181,64

CEDULA	FECHA	CONCEPTO	VALOR PAGADO (MESADA)	PARTICIPACION	VALOR CUOTA PARTE	VALOR CUOTA PARTE ACUMULADO	DIAS DE MORA	INTERESES	INTERES ACUMULADO
3.34%	30-07-20	PAGO TOTAL MES	\$ 0.00	15.04%	\$0.00	\$97,544,786.26	30	263,761.66	60,090,943.30
2.79%	30-08-20	PAGO TOTAL MES	\$ 0.00	15.04%	\$0.00	\$97,544,786.26	31	228,242.00	60,319,185.30
2.39%	30-09-20	PAGO TOTAL MES	\$ 0.00	15.04%	\$0.00	\$97,544,786.26	31	195,869.85	60,515,055.15
2.03%	30-10-20	PAGO TOTAL MES	\$ 0.00	15.04%	\$0.00	\$97,544,786.26	30	161,256.03	60,676,311.18
1.96%	30-11-20	PAGO TOTAL MES	\$ 0.00	15.04%	\$0.00	\$97,544,786.26	31	160,940.47	60,837,251.65
1.93%	30-12-20	PAGO TOTAL MES	\$ 0.00	15.04%	\$0.00	\$97,544,786.26	30	153,381.63	60,990,633.28
1.91%	30-01-21	PAGO TOTAL MES	\$ 0.00	15.04%	\$0.00	\$97,544,786.26	31	156,870.17	61,147,503.45
1.81%	28-02-21	PAGO TOTAL MES	\$ 0.00	15.04%	\$0.00	\$97,544,786.26	29	139,122.14	61,286,625.59
1.77%	30-03-21	PAGO TOTAL MES	\$ 0.00	15.04%	\$0.00	\$97,544,786.26	30	140,767.84	61,427,393.43
1.76%	30-04-21	PAGO TOTAL MES	\$ 0.00	15.04%	\$0.00	\$97,544,786.26	31	144,648.29	61,572,041.72
1.82%	30-05-21	PAGO TOTAL MES	\$ 0.00	15.04%	\$0.00	\$97,544,786.26	30	144,711.60	61,716,753.32
1.91%	30-06-21	PAGO TOTAL MES	\$ 0.00	15.04%	\$0.00	\$97,544,786.26	31	156,870.17	61,873,623.49
1.90%	30-07-21	PAGO TOTAL MES	\$ 0.00	15.04%	\$0.00	\$97,544,786.26	30	151,017.93	62,024,641.42
1.99%	30-08-21	PAGO TOTAL MES	\$ 0.00	15.04%	\$0.00	\$97,544,786.26	31	163,381.77	62,188,023.19
2.05%	30-09-21	PAGO TOTAL MES	\$ 0.00	15.04%	\$0.00	\$97,544,786.26	31	168,262.41	62,356,285.60
2.22%	30-10-21	PAGO TOTAL MES	\$ 0.00	15.04%	\$0.00	\$97,544,786.26	30	176,197.89	62,532,483.49
2.65%	30-11-21	PAGO TOTAL MES	\$ 0.00	15.04%	\$0.00	\$97,544,786.26	31	216,924.88	62,749,408.37
3.08%	30-12-21	PAGO TOTAL MES	\$ 0.00	15.04%	\$0.00	\$97,544,786.26	30	243,512.26	62,992,920.64
3.47%	30-01-22	PAGO TOTAL MES	\$ 0.00	15.04%	\$0.00	\$97,544,786.26	31	283,011.02	63,275,931.65
4.31%	28-02-22	PAGO TOTAL MES	\$ 0.00	15.04%	\$0.00	\$97,544,786.26	29	327,581.59	63,603,513.25
4.97%	30-03-22	PAGO TOTAL MES	\$ 0.00	15.04%	\$0.00	\$97,544,786.26	30	389,654.46	63,993,167.71
5.97%	30-04-22	PAGO TOTAL MES	\$ 0.00	15.04%	\$0.00	\$97,544,786.26	31	481,575.92	64,474,743.63
7.04%	30-05-22	PAGO TOTAL MES	\$ 0.00	15.04%	\$0.00	\$97,544,786.26	30	546,969.49	65,021,713.11
7.72%	30-06-22	PAGO TOTAL MES	\$ 0.00	15.04%	\$0.00	\$97,544,786.26	31	618,036.55	65,639,749.67
9.30%	30-07-22	PAGO TOTAL MES	\$ 0.00	15.04%	\$0.00	\$97,544,786.26	30	716,667.04	66,355,316.71
10.57%	30-08-22	PAGO TOTAL MES	\$ 0.00	15.04%	\$0.00	\$97,544,786.26	31	835,989.76	67,191,306.46
10.99%	30-09-22	PAGO TOTAL MES	\$ 0.00	15.04%	\$0.00	\$97,544,786.26	31	887,673.57	68,058,980.03
11.60%	30-10-22	PAGO TOTAL MES	\$ 0.00	15.04%	\$0.00	\$97,544,786.26	30	883,894.99	68,942,875.03
12.63%	30-11-22	PAGO TOTAL MES	\$ 0.00	15.04%	\$0.00	\$97,544,786.26	31	990,349.81	69,933,224.83
13.42%	30-12-22	PAGO TOTAL MES	\$ 0.00	15.04%	\$0.00	\$97,544,786.26	30	1,014,851.94	70,948,076.77
13.91%	30-01-23	PAGO TOTAL MES	\$ 0.00	15.04%	\$0.00	\$97,544,786.26	31	1,084,966.57	72,033,043.34
14.39%	28-02-23	PAGO TOTAL MES	\$ 0.00	15.04%	\$0.00	\$97,544,786.26	29	1,047,539.77	73,080,583.11
13.31%	30-03-23	PAGO TOTAL MES	\$ 0.00	15.04%	\$0.00	\$97,544,786.26	30	1,006,991.82	74,087,575.02
12.53%	30-04-23	PAGO TOTAL MES	\$ 0.00	15.04%	\$0.00	\$97,544,786.26	31	962,916.49	75,070,491.52
12.57%	30-05-23	PAGO TOTAL MES	\$ 0.00	15.04%	\$0.00	\$97,544,786.26	30	953,932.63	76,024,424.15
13.02%	30-06-23	PAGO TOTAL MES	\$ 0.00	15.04%	\$0.00	\$97,544,786.26	31	1,019,282.14	77,043,706.28
13.58%	30-07-23	PAGO TOTAL MES	\$ 0.00	15.04%	\$0.00	\$97,544,786.26	30	1,026,272.22	78,069,978.51
13.71%	30-08-23	PAGO TOTAL MES	\$ 0.00	15.04%	\$0.00	\$97,544,786.26	31	1,070,247.03	79,140,225.54
13.07%	30-09-23	PAGO TOTAL MES	\$ 0.00	15.04%	\$0.00	\$97,544,786.26	31	1,022,984.80	80,163,210.34
13.09%	30-10-23	PAGO TOTAL MES	\$ 0.00	15.04%	\$0.00	\$97,544,786.26	30	991,250.83	81,154,461.17
12.76%	30-11-23	PAGO TOTAL MES	\$ 0.00	15.04%	\$0.00	\$97,544,786.26	31	1,000,004.09	82,154,465.26
12.63%	30-12-23	PAGO TOTAL MES	\$ 0.00	15.04%	\$0.00	\$97,544,786.26	30	958,246.64	83,112,711.90
11.62%	30-01-24	PAGO TOTAL MES	\$ 0.00	15.04%	\$0.00	\$97,544,786.26	31	914,994.18	84,027,706.08

CONSOLIDADO DE LIQUIDACION DE CRÉDITO Y COSTAS

PENSIONADO		MOLANO CALDERON ENRIQUE	
CEDULA DE CIUDADANIA		17,035,122	
TOTAL CAPITAL CUOTAS PARTES	CON CORTE A	30-09-09	\$ 97,544,786.26
INTERESES ANTES DE LEY 1066 DE 2006	CON CORTE A	28-07-06	\$ 0,00
INTERESES LEY 1066 DE 2006	CON CORTE A	30-01-24	\$ 84,027,706.08
COSTAS PROCESALES (8%)	PROCESO No.	11-137	\$ 14,525,799.39

TOTAL LIQUIDACIÓN DE CRÉDITO Y COSTAS	\$ 196,098,291,73
--	--------------------------

ELABORO: CCS/DMP/M
 APROBO: RAÚL RUEDA
 26/02/2024



ACTUALIZACION LIQUIDACION DE CREDITO Y COSTAS

PENSIONADO **SANIN ALVAREZ LUCIA** CEDULA DE CIUDADANIA **24.275.379**

ENTIDAD: **HOSPITAL DEPARTAMENTAL SANTA SOFIA**
 RESOLUCION No.: **638** de 25-05-05
 FECHA DE RECONOCIMIENTO: **2005-08-08**

PORCENTAJE DE CONCURRENCIA

9,36%

CUANTIA INICIAL \$ 128,809,69

LEY 68 de 1923 Art. 9	12,00%
-----------------------	--------

FECHA INICIO	30-11-08
FECHA CORTE DE CAPITAL	30-06-09
FECHA CORTE DE INTERESES	30-01-24

PENSION INICIAL \$ 1,375,465,04

FECHA ENVIO CUENTA DE COBRO	16-11-11
-----------------------------	----------

PROCESO No. **12-111**
 PRESCRIPCION: DEL 01 DE ABRIL DE 2008 A OCTUBRE 2008

CEDULA	FECHA	CONCEPTO	VALOR PAGADO (MESADA)	PARTICIPACION	VALOR CUOTA PARTE	VALOR CUOTA PARTE ACUMULADO	DIAS DE MORA	INTERESES	INTERES ACUMULADO
DTF									
10,13%	30-11-08	PAGO TOTAL MES	\$ 1,592,520.00	9,36%	\$149,059.87	\$149,059.87	31	0,00	0,00
10,12%	30-12-08	PAGO TOTAL MES	\$ 3,185,040.00	9,36%	\$298,119.74	\$447,179.62	30	1,185.74	1,185.74
9,69%	30-01-09	PAGO TOTAL MES	\$ 1,714,666.00	9,36%	\$160,492.74	\$607,672.35	31	3,526.49	4,712.24
8,98%	28-02-09	PAGO TOTAL MES	\$ 1,714,666.00	9,36%	\$160,492.74	\$768,165.09	29	4,166.09	8,878.32
8,17%	30-03-09	PAGO TOTAL MES	\$ 1,714,666.00	9,36%	\$160,492.74	\$928,657.83	30	4,974.42	13,852.74
7,12%	30-04-09	PAGO TOTAL MES	\$ 1,714,666.00	9,36%	\$160,492.74	\$1,089,150.57	31	5,440.67	19,293.42
6,20%	30-05-09	PAGO TOTAL MES	\$ 1,714,666.00	9,36%	\$160,492.74	\$1,249,643.30	30	5,396.27	24,691.68
5,52%	30-06-09	PAGO TOTAL MES	\$ 3,429,332.00	9,36%	\$320,985.48	\$1,570,628.78	31	5,715.65	30,407.33
5,15%	30-07-09	PAGO TOTAL MES	\$ 0,00	9,36%	\$0,00	\$1,570,628.78	30	6,496.14	36,903.47
5,08%	30-08-09	PAGO TOTAL MES	\$ 0,00	9,36%	\$0,00	\$1,570,628.78	31	6,623.93	43,527.41
4,89%	30-09-09	PAGO TOTAL MES	\$ 0,00	9,36%	\$0,00	\$1,570,628.78	30	6,381.51	49,908.92
4,41%	30-10-09	PAGO TOTAL MES	\$ 0,00	9,36%	\$0,00	\$1,570,628.78	30	5,880.93	55,789.84
4,40%	30-11-09	PAGO TOTAL MES	\$ 0,00	9,36%	\$0,00	\$1,570,628.78	31	5,754.47	61,544.32
4,12%	30-12-09	PAGO TOTAL MES	\$ 0,00	9,36%	\$0,00	\$1,570,628.78	30	5,220.64	66,764.95
4,04%	30-01-10	PAGO TOTAL MES	\$ 0,00	9,36%	\$0,00	\$1,570,628.78	31	5,292.07	71,757.03
4,00%	28-02-10	PAGO TOTAL MES	\$ 0,00	9,36%	\$0,00	\$1,570,628.78	29	4,901.97	78,859.00
3,93%	30-03-10	PAGO TOTAL MES	\$ 0,00	9,36%	\$0,00	\$1,570,628.78	30	4,984.08	81,843.08
3,92%	30-04-10	PAGO TOTAL MES	\$ 0,00	9,36%	\$0,00	\$1,570,628.78	31	5,137.61	86,780.70
3,63%	30-05-10	PAGO TOTAL MES	\$ 0,00	9,36%	\$0,00	\$1,570,628.78	30	4,609.77	91,390.47
3,54%	30-06-10	PAGO TOTAL MES	\$ 0,00	9,36%	\$0,00	\$1,570,628.78	31	4,647.41	96,037.88
3,52%	30-07-10	PAGO TOTAL MES	\$ 0,00	9,36%	\$0,00	\$1,570,628.78	30	4,472.27	100,510.16
3,50%	30-08-10	PAGO TOTAL MES	\$ 0,00	9,36%	\$0,00	\$1,570,628.78	31	4,595.72	105,105.88
3,47%	30-09-10	PAGO TOTAL MES	\$ 0,00	9,36%	\$0,00	\$1,570,628.78	31	4,556.93	109,662.81
3,45%	30-10-10	PAGO TOTAL MES	\$ 0,00	9,36%	\$0,00	\$1,570,628.78	30	4,384.71	114,047.52
3,44%	30-11-10	PAGO TOTAL MES	\$ 0,00	9,36%	\$0,00	\$1,570,628.78	31	4,518.14	118,565.66
3,50%	30-12-10	PAGO TOTAL MES	\$ 0,00	9,36%	\$0,00	\$1,570,628.78	30	4,447.26	123,012.92
3,48%	30-01-11	PAGO TOTAL MES	\$ 0,00	9,36%	\$0,00	\$1,570,628.78	31	4,569.86	127,582.78
3,46%	28-02-11	PAGO TOTAL MES	\$ 0,00	9,36%	\$0,00	\$1,570,628.78	29	4,250.45	131,833.23
3,59%	30-03-11	PAGO TOTAL MES	\$ 0,00	9,36%	\$0,00	\$1,570,628.78	30	4,559.79	136,393.02
3,74%	30-04-11	PAGO TOTAL MES	\$ 0,00	9,36%	\$0,00	\$1,570,628.78	31	4,905.62	141,298.64
3,88%	30-05-11	PAGO TOTAL MES	\$ 0,00	9,36%	\$0,00	\$1,570,628.78	30	4,921.77	146,220.40
4,10%	30-06-11	PAGO TOTAL MES	\$ 0,00	9,36%	\$0,00	\$1,570,628.78	31	5,369.24	151,589.64
4,21%	30-07-11	PAGO TOTAL MES	\$ 0,00	9,36%	\$0,00	\$1,570,628.78	30	5,332.55	156,922.19
4,49%	30-08-11	PAGO TOTAL MES	\$ 0,00	9,36%	\$0,00	\$1,570,628.78	31	5,069.85	162,792.04
4,61%	30-09-11	PAGO TOTAL MES	\$ 0,00	9,36%	\$0,00	\$1,570,628.78	31	6,023.53	168,815.57
4,72%	30-10-11	PAGO TOTAL MES	\$ 0,00	9,36%	\$0,00	\$1,570,628.78	30	5,965.05	174,780.62
5,08%	30-11-11	PAGO TOTAL MES	\$ 0,00	9,36%	\$0,00	\$1,570,628.78	31	6,623.93	181,404.55
5,12%	30-12-11	PAGO TOTAL MES	\$ 0,00	9,36%	\$0,00	\$1,570,628.78	30	6,459.15	187,863.71
5,19%	30-01-12	PAGO TOTAL MES	\$ 0,00	9,36%	\$0,00	\$1,570,628.78	31	6,687.66	194,551.37
5,27%	28-02-12	PAGO TOTAL MES	\$ 0,00	9,36%	\$0,00	\$1,570,628.78	29	6,422.08	200,973.44
5,36%	30-03-12	PAGO TOTAL MES	\$ 0,00	9,36%	\$0,00	\$1,570,628.78	31	6,980.45	207,953.89
5,47%	30-04-12	PAGO TOTAL MES	\$ 0,00	9,36%	\$0,00	\$1,570,628.78	30	7,120.27	215,074.16
5,45%	30-05-12	PAGO TOTAL MES	\$ 0,00	9,36%	\$0,00	\$1,570,628.78	30	6,665.49	221,939.65
5,44%	30-06-12	PAGO TOTAL MES	\$ 0,00	9,36%	\$0,00	\$1,570,628.78	31	7,094.86	229,034.51
5,41%	30-07-12	PAGO TOTAL MES	\$ 0,00	9,36%	\$0,00	\$1,570,628.78	30	6,853.20	235,887.71
5,41%	30-08-12	PAGO TOTAL MES	\$ 0,00	9,36%	\$0,00	\$1,570,628.78	31	7,044.02	242,931.73
5,32%	30-09-12	PAGO TOTAL MES	\$ 0,00	9,36%	\$0,00	\$1,570,628.78	31	6,929.57	249,861.30
5,42%	30-10-12	PAGO TOTAL MES	\$ 0,00	9,36%	\$0,00	\$1,570,628.78	30	6,828.60	256,689.90
5,31%	30-11-12	PAGO TOTAL MES	\$ 0,00	9,36%	\$0,00	\$1,570,628.78	31	6,916.85	263,606.74
5,22%	30-12-12	PAGO TOTAL MES	\$ 0,00	9,36%	\$0,00	\$1,570,628.78	30	6,582.41	270,189.15
5,12%	30-01-13	PAGO TOTAL MES	\$ 0,00	9,36%	\$0,00	\$1,570,628.78	31	6,674.92	276,864.07
4,82%	28-02-13	PAGO TOTAL MES	\$ 0,00	9,36%	\$0,00	\$1,570,628.78	29	5,865.40	282,749.47
4,57%	30-03-13	PAGO TOTAL MES	\$ 0,00	9,36%	\$0,00	\$1,570,628.78	30	5,779.31	288,528.78
4,21%	30-04-13	PAGO TOTAL MES	\$ 0,00	9,36%	\$0,00	\$1,570,628.78	31	5,510.61	294,039.39
3,98%	30-05-13	PAGO TOTAL MES	\$ 0,00	9,36%	\$0,00	\$1,570,628.78	30	5,046.37	299,085.77
3,94%	30-06-13	PAGO TOTAL MES	\$ 0,00	9,36%	\$0,00	\$1,570,628.78	31	5,163.37	304,249.13
3,98%	30-07-13	PAGO TOTAL MES	\$ 0,00	9,36%	\$0,00	\$1,570,628.78	30	5,046.37	309,295.51
4,07%	30-08-13	PAGO TOTAL MES	\$ 0,00	9,36%	\$0,00	\$1,570,628.78	31	5,330.66	314,626.17
4,07%	30-09-13	PAGO TOTAL MES	\$ 0,00	9,36%	\$0,00	\$1,570,628.78	31	5,330.66	319,956.83
4,02%	30-10-13	PAGO TOTAL MES	\$ 0,00	9,36%	\$0,00	\$1,570,628.78	30	5,096.18	325,053.02
4,03%	30-11-13	PAGO TOTAL MES	\$ 0,00	9,36%	\$0,00	\$1,570,628.78	31	5,279.21	330,332.22
4,06%	30-12-13	PAGO TOTAL MES	\$ 0,00	9,36%	\$0,00	\$1,570,628.78	30	5,145.98	335,478.20
4,03%	30-01-14	PAGO TOTAL MES	\$ 0,00	9,36%	\$0,00	\$1,570,628.78	31	5,279.21	340,757.41
3,97%	28-02-14	PAGO TOTAL MES	\$ 0,00	9,36%	\$0,00	\$1,570,628.78	29	4,665.86	345,623.27
3,89%	30-03-14	PAGO TOTAL MES	\$ 0,00	9,36%	\$0,00	\$1,570,628.78	30	4,934.23	350,557.50
3,81%	30-04-14	PAGO TOTAL MES	\$ 0,00	9,36%	\$0,00	\$1,570,628.78	31	4,995.89	355,553.38
3,79%	30-05-14	PAGO TOTAL MES	\$ 0,00	9,36%	\$0,00	\$1,570,628.78	30	4,809.53	360,362.91
3,94%	30-06-14	PAGO TOTAL MES	\$ 0,00	9,36%	\$0,00	\$1,570,628.78	31	5,163.37	365,526.28
4,06%	30-07-14	PAGO TOTAL MES	\$ 0,00	9,36%	\$0,00	\$1,570,628.78	30	5,145.98	370,672.26
4,04%	30-08-14	PAGO TOTAL MES	\$ 0,00	9,36%	\$0,00	\$1,570,628.78	31	5,292.07	375,964.33
4,26%	30-09-14	PAGO TOTAL MES	\$ 0,00	9,36%	\$0,00	\$1,570,628.78	31	5,574.82	381,539.16

CEDULA	FECHA	CONCEPTO	VALOR PAGADO (MESADA)	PARTICIPACION	VALOR CUOTA PARTE	VALOR CUOTA PARTE ACUMULADO	DIAS DE MORA	INTERESES	INTERES ACUMULADO
4.33%	30-10-14	PAGO TOTAL MES	\$ 0.00	9.36%	\$0.00	\$1,570,628.78	30	5,481.63	387,020.78
4.36%	30-11-14	PAGO TOTAL MES	\$ 0.00	9.36%	\$0.00	\$1,570,628.78	31	5,703.17	392,723.95
4.34%	30-12-14	PAGO TOTAL MES	\$ 0.00	9.36%	\$0.00	\$1,570,628.78	30	5,494.04	398,217.99
4.47%	30-01-15	PAGO TOTAL MES	\$ 0.00	9.36%	\$0.00	\$1,570,628.78	31	5,844.22	404,062.21
4.45%	28-02-15	PAGO TOTAL MES	\$ 0.00	9.36%	\$0.00	\$1,570,628.78	29	5,442.54	409,504.75
4.41%	30-03-15	PAGO TOTAL MES	\$ 0.00	9.36%	\$0.00	\$1,570,628.78	30	5,580.93	415,085.67
4.51%	30-04-15	PAGO TOTAL MES	\$ 0.00	9.36%	\$0.00	\$1,570,628.78	31	5,895.47	420,981.15
4.42%	30-05-15	PAGO TOTAL MES	\$ 0.00	9.36%	\$0.00	\$1,570,628.78	30	5,593.33	426,574.48
4.40%	30-06-15	PAGO TOTAL MES	\$ 0.00	9.36%	\$0.00	\$1,570,628.78	31	5,754.47	432,328.95
4.52%	30-07-15	PAGO TOTAL MES	\$ 0.00	9.36%	\$0.00	\$1,570,628.78	30	5,717.35	438,046.30
4.47%	30-08-15	PAGO TOTAL MES	\$ 0.00	9.36%	\$0.00	\$1,570,628.78	31	5,844.22	443,890.52
4.41%	30-09-15	PAGO TOTAL MES	\$ 0.00	9.36%	\$0.00	\$1,570,628.78	31	5,767.30	449,657.81
4.72%	30-10-15	PAGO TOTAL MES	\$ 0.00	9.36%	\$0.00	\$1,570,628.78	30	5,965.05	455,622.86
4.92%	30-11-15	PAGO TOTAL MES	\$ 0.00	9.36%	\$0.00	\$1,570,628.78	31	6,419.82	462,042.68
5.24%	30-12-15	PAGO TOTAL MES	\$ 0.00	9.36%	\$0.00	\$1,570,628.78	30	6,607.05	468,649.73
5.74%	30-01-16	PAGO TOTAL MES	\$ 0.00	9.36%	\$0.00	\$1,570,628.78	31	7,482.91	476,112.63
6.25%	28-02-16	PAGO TOTAL MES	\$ 0.00	9.36%	\$0.00	\$1,570,628.78	29	7,583.58	483,696.21
6.35%	30-03-16	PAGO TOTAL MES	\$ 0.00	9.36%	\$0.00	\$1,570,628.78	31	8,234.07	491,930.28
6.65%	30-04-16	PAGO TOTAL MES	\$ 0.00	9.36%	\$0.00	\$1,570,628.78	31	8,611.85	500,542.14
6.83%	30-05-16	PAGO TOTAL MES	\$ 0.00	9.36%	\$0.00	\$1,570,628.78	30	8,552.18	509,094.31
6.91%	30-06-16	PAGO TOTAL MES	\$ 0.00	9.36%	\$0.00	\$1,570,628.78	31	8,938.47	518,032.79
7.26%	30-07-16	PAGO TOTAL MES	\$ 0.00	9.36%	\$0.00	\$1,570,628.78	30	9,073.65	527,106.44
7.19%	30-08-16	PAGO TOTAL MES	\$ 0.00	9.36%	\$0.00	\$1,570,628.78	31	9,289.41	536,395.85
7.18%	30-09-16	PAGO TOTAL MES	\$ 0.00	9.36%	\$0.00	\$1,570,628.78	31	9,276.89	545,672.74
7.09%	30-10-16	PAGO TOTAL MES	\$ 0.00	9.36%	\$0.00	\$1,570,628.78	30	8,867.72	554,540.46
7.01%	30-11-16	PAGO TOTAL MES	\$ 0.00	9.36%	\$0.00	\$1,570,628.78	31	9,063.90	563,604.36
6.92%	30-12-16	PAGO TOTAL MES	\$ 0.00	9.36%	\$0.00	\$1,570,628.78	30	8,661.48	572,265.85
6.94%	30-01-17	PAGO TOTAL MES	\$ 0.00	9.36%	\$0.00	\$1,570,628.78	31	8,976.11	581,241.96
6.78%	28-02-17	PAGO TOTAL MES	\$ 0.00	9.36%	\$0.00	\$1,570,628.78	29	8,207.63	589,449.59
6.65%	30-03-17	PAGO TOTAL MES	\$ 0.00	9.36%	\$0.00	\$1,570,628.78	30	8,333.31	597,782.90
6.53%	30-04-17	PAGO TOTAL MES	\$ 0.00	9.36%	\$0.00	\$1,570,628.78	31	8,460.86	606,243.76
6.17%	30-05-17	PAGO TOTAL MES	\$ 0.00	9.36%	\$0.00	\$1,570,628.78	30	7,748.01	613,991.77
5.96%	30-06-17	PAGO TOTAL MES	\$ 0.00	9.36%	\$0.00	\$1,570,628.78	31	7,741.50	621,733.27
5.65%	30-07-17	PAGO TOTAL MES	\$ 0.00	9.36%	\$0.00	\$1,570,628.78	30	7,111.19	628,844.46
5.58%	30-08-17	PAGO TOTAL MES	\$ 0.00	9.36%	\$0.00	\$1,570,628.78	31	7,259.96	636,104.42
5.52%	30-09-17	PAGO TOTAL MES	\$ 0.00	9.36%	\$0.00	\$1,570,628.78	31	7,183.78	643,288.21
5.46%	30-10-17	PAGO TOTAL MES	\$ 0.00	9.36%	\$0.00	\$1,570,628.78	30	6,877.79	650,165.99
5.35%	30-11-17	PAGO TOTAL MES	\$ 0.00	9.36%	\$0.00	\$1,570,628.78	31	6,967.73	657,133.72
5.28%	30-12-17	PAGO TOTAL MES	\$ 0.00	9.36%	\$0.00	\$1,570,628.78	30	6,656.31	663,790.03
5.21%	30-01-18	PAGO TOTAL MES	\$ 0.00	9.36%	\$0.00	\$1,570,628.78	31	6,789.56	670,579.60
5.07%	28-02-18	PAGO TOTAL MES	\$ 0.00	9.36%	\$0.00	\$1,570,628.78	29	6,183.82	676,763.41
5.01%	30-03-18	PAGO TOTAL MES	\$ 0.00	9.36%	\$0.00	\$1,570,628.78	30	6,323.45	683,086.86
4.90%	30-04-18	PAGO TOTAL MES	\$ 0.00	9.36%	\$0.00	\$1,570,628.78	31	6,394.28	689,481.14
4.70%	30-05-18	PAGO TOTAL MES	\$ 0.00	9.36%	\$0.00	\$1,570,628.78	30	5,940.30	695,421.44
4.60%	30-06-18	PAGO TOTAL MES	\$ 0.00	9.36%	\$0.00	\$1,570,628.78	31	6,010.73	701,432.18
4.57%	30-07-18	PAGO TOTAL MES	\$ 0.00	9.36%	\$0.00	\$1,570,628.78	30	5,779.31	707,211.49
4.53%	30-08-18	PAGO TOTAL MES	\$ 0.00	9.36%	\$0.00	\$1,570,628.78	31	5,921.09	713,132.58
4.53%	30-09-18	PAGO TOTAL MES	\$ 0.00	9.36%	\$0.00	\$1,570,628.78	31	5,921.09	719,053.68
4.43%	30-10-18	PAGO TOTAL MES	\$ 0.00	9.36%	\$0.00	\$1,570,628.78	30	5,605.74	724,659.42
4.42%	30-11-18	PAGO TOTAL MES	\$ 0.00	9.36%	\$0.00	\$1,570,628.78	31	5,780.12	730,439.54
4.54%	30-12-18	PAGO TOTAL MES	\$ 0.00	9.36%	\$0.00	\$1,570,628.78	30	5,742.14	736,181.67
4.56%	30-01-19	PAGO TOTAL MES	\$ 0.00	9.36%	\$0.00	\$1,570,628.78	31	5,959.52	742,141.19
4.57%	28-02-19	PAGO TOTAL MES	\$ 0.00	9.36%	\$0.00	\$1,570,628.78	29	5,586.33	747,727.52
4.55%	30-03-19	PAGO TOTAL MES	\$ 0.00	9.36%	\$0.00	\$1,570,628.78	30	5,754.53	753,482.05
4.54%	30-04-19	PAGO TOTAL MES	\$ 0.00	9.36%	\$0.00	\$1,570,628.78	31	5,933.90	759,415.95
4.50%	30-05-19	PAGO TOTAL MES	\$ 0.00	9.36%	\$0.00	\$1,570,628.78	30	5,692.55	765,108.50
4.52%	30-06-19	PAGO TOTAL MES	\$ 0.00	9.36%	\$0.00	\$1,570,628.78	31	5,906.28	771,016.79
4.47%	30-07-19	PAGO TOTAL MES	\$ 0.00	9.36%	\$0.00	\$1,570,628.78	30	5,656.35	776,672.14
4.43%	30-08-19	PAGO TOTAL MES	\$ 0.00	9.36%	\$0.00	\$1,570,628.78	31	5,792.94	782,465.08
4.48%	30-09-19	PAGO TOTAL MES	\$ 0.00	9.36%	\$0.00	\$1,570,628.78	31	5,857.03	788,322.11
4.41%	30-10-19	PAGO TOTAL MES	\$ 0.00	9.36%	\$0.00	\$1,570,628.78	30	5,580.93	793,903.04
4.43%	30-11-19	PAGO TOTAL MES	\$ 0.00	9.36%	\$0.00	\$1,570,628.78	31	5,792.94	799,695.98
4.52%	30-12-19	PAGO TOTAL MES	\$ 0.00	9.36%	\$0.00	\$1,570,628.78	30	5,717.35	805,413.33
4.54%	30-01-20	PAGO TOTAL MES	\$ 0.00	9.36%	\$0.00	\$1,570,628.78	31	5,933.90	811,347.23
4.46%	28-02-20	PAGO TOTAL MES	\$ 0.00	9.36%	\$0.00	\$1,570,628.78	29	5,454.53	816,801.76
4.50%	30-03-20	PAGO TOTAL MES	\$ 0.00	9.36%	\$0.00	\$1,570,628.78	31	5,883.94	822,685.70
4.55%	30-04-20	PAGO TOTAL MES	\$ 0.00	9.36%	\$0.00	\$1,570,628.78	31	5,946.71	828,632.41
4.29%	30-05-20	PAGO TOTAL MES	\$ 0.00	9.36%	\$0.00	\$1,570,628.78	30	5,431.95	834,064.36
3.76%	30-06-20	PAGO TOTAL MES	\$ 0.00	9.36%	\$0.00	\$1,570,628.78	31	4,931.41	838,995.78
3.34%	30-07-20	PAGO TOTAL MES	\$ 0.00	9.36%	\$0.00	\$1,570,628.78	30	4,245.99	843,242.77
2.79%	30-08-20	PAGO TOTAL MES	\$ 0.00	9.36%	\$0.00	\$1,570,628.78	31	3,675.07	846,917.83
2.39%	30-09-20	PAGO TOTAL MES	\$ 0.00	9.36%	\$0.00	\$1,570,628.78	31	3,153.62	850,071.65
2.03%	30-10-20	PAGO TOTAL MES	\$ 0.00	9.36%	\$0.00	\$1,570,628.78	30	2,596.48	852,668.13
1.96%	30-11-20	PAGO TOTAL MES	\$ 0.00	9.36%	\$0.00	\$1,570,628.78	31	2,591.40	855,259.54
1.93%	30-12-20	PAGO TOTAL MES	\$ 0.00	9.36%	\$0.00	\$1,570,628.78	30	2,469.69	857,729.23
1.91%	30-01-21	PAGO TOTAL MES	\$ 0.00	9.36%	\$0.00	\$1,570,628.78	31	2,525.86	860,255.09
1.81%	28-02-21	PAGO TOTAL MES	\$ 0.00	9.36%	\$0.00	\$1,570,628.78	29	2,240.09	862,495.18
1.77%	30-03-21	PAGO TOTAL MES	\$ 0.00	9.36%	\$0.00	\$1,570,628.78	30	2,266.59	864,761.77
1.76%	30-04-21	PAGO TOTAL MES	\$ 0.00	9.36%	\$0.00	\$1,570,628.78	31	2,329.07	867,090.84
1.82%	30-05-21	PAGO TOTAL MES	\$ 0.00	9.36%	\$0.00	\$1,570,628.78	30	2,330.09	869,420.94
1.91%	30-06-21	PAGO TOTAL MES	\$ 0.00	9.36%	\$0.00	\$1,570,628.78	31	2,525.86	871,946.80
1.90%	30-07-21	PAGO TOTAL MES	\$ 0.00	9.36%	\$0.00	\$1,570,628.78	30	2,431.63	874,378.43
1.99%	30-08-21	PAGO TOTAL MES	\$ 0.00	9.36%	\$0.00	\$1,570,628.78	31	2,630.71	877,009.14
2.05%	30-09-21	PAGO TOTAL MES	\$ 0.00	9.36%	\$0.00	\$1,570,628.78	31	2,709.30	879,718.44
2.22%	30-10-21	PAGO TOTAL MES	\$ 0.00	9.36%	\$0.00	\$1,570,628.78	30	2,837.07	882,555.51
2.65%	30-11-21	PAGO TOTAL MES	\$ 0.00	9.36%	\$0.00	\$1,570,628.78	31	3,492.84	886,048.35
3.08%	30-12-21	PAGO TOTAL MES	\$ 0.00	9.36%	\$0.00	\$1,570,628.78	30	3,920.94	889,969.29
3.47%	30-01-22	PAGO TOTAL MES	\$ 0.00	9.36%	\$0.00	\$1,570,628.78	31	4,556.93	894,526.23
4.31%	28-02-22	PAGO TOTAL MES	\$ 0.00	9.36%	\$0.00	\$1,570,628.78	29	5,274.59	899,800.82
4.97%	30-03-22	PAGO TOTAL MES	\$ 0.00	9.36%	\$0.00	\$1,570,628.78	30	6,274.07	905,074.89
5.97%	30-04-22	PAGO TOTAL MES	\$ 0.00	9.36%	\$0.00	\$1,570,628.78	31	7,754.15	913,829.04
7.04%	30-05-22	PAGO TOTAL MES	\$ 0.00	9.36%	\$0.00	\$1,570,628.78	30	8,807.09	922,636.13
7.72%	30-06-22	PAGO TOTAL MES	\$ 0.00	9.36%	\$0.00	\$1,570,628.78	31	9,951.39	932,587.52

CEDULA	FECHA	CONCEPTO	VALOR PAGADO (MESADA)	PARTICIPACION	VALOR CUOTA PARTE	VALOR CUOTA PARTE ACUMULADO	DIAS DE MORA	INTERESES	INTERES ACUMULADO
9.30%	30-07-22	PAGO TOTAL MES	\$ 0.00	9.36%	\$0.00	\$1,570,628.78	30	11,521.79	944,109.31
10.57%	30-08-22	PAGO TOTAL MES	\$ 0.00	9.36%	\$0.00	\$1,570,628.78	31	13,460.79	957,570.09
10.99%	30-09-22	PAGO TOTAL MES	\$ 0.00	9.36%	\$0.00	\$1,570,628.78	31	13,970.95	971,541.04
11.60%	30-10-22	PAGO TOTAL MES	\$ 0.00	9.36%	\$0.00	\$1,570,628.78	30	14,232.14	985,773.18
12.63%	30-11-22	PAGO TOTAL MES	\$ 0.00	9.36%	\$0.00	\$1,570,628.78	31	15,946.23	1,001,719.41
13.42%	30-12-22	PAGO TOTAL MES	\$ 0.00	9.36%	\$0.00	\$1,570,628.78	30	16,340.76	1,018,060.17
13.91%	30-01-23	PAGO TOTAL MES	\$ 0.00	9.36%	\$0.00	\$1,570,628.78	31	17,469.72	1,035,529.89
14.39%	28-02-23	PAGO TOTAL MES	\$ 0.00	9.36%	\$0.00	\$1,570,628.78	29	18,867.08	1,052,396.97
13.31%	30-03-23	PAGO TOTAL MES	\$ 0.00	9.36%	\$0.00	\$1,570,628.78	30	16,214.20	1,068,611.17
12.53%	30-04-23	PAGO TOTAL MES	\$ 0.00	9.36%	\$0.00	\$1,570,628.78	31	15,826.54	1,084,437.71
12.57%	30-05-23	PAGO TOTAL MES	\$ 0.00	9.36%	\$0.00	\$1,570,628.78	30	15,359.86	1,099,797.57
13.02%	30-06-23	PAGO TOTAL MES	\$ 0.00	9.36%	\$0.00	\$1,570,628.78	31	16,412.09	1,116,209.66
13.58%	30-07-23	PAGO TOTAL MES	\$ 0.00	9.36%	\$0.00	\$1,570,628.78	30	16,524.64	1,132,734.30
13.71%	30-08-23	PAGO TOTAL MES	\$ 0.00	9.36%	\$0.00	\$1,570,628.78	31	17,232.71	1,149,967.01
13.07%	30-09-23	PAGO TOTAL MES	\$ 0.00	9.36%	\$0.00	\$1,570,628.78	31	16,471.71	1,166,438.72
13.09%	30-10-23	PAGO TOTAL MES	\$ 0.00	9.36%	\$0.00	\$1,570,628.78	30	15,960.74	1,182,399.46
12.76%	30-11-23	PAGO TOTAL MES	\$ 0.00	9.36%	\$0.00	\$1,570,628.78	31	16,101.68	1,198,501.14
12.63%	30-12-23	PAGO TOTAL MES	\$ 0.00	9.36%	\$0.00	\$1,570,628.78	30	15,429.32	1,213,930.46
11.62%	30-01-24	PAGO TOTAL MES	\$ 0.00	9.36%	\$0.00	\$1,570,628.78	31	14,732.89	1,228,663.35

CONSOLIDADO DE LIQUIDACION DE CRÉDITO Y COSTAS

PENSIONADO		SANIN ALVAREZ LUCIA	
CEDULA DE CIUDADANIA		24,275,379	
TOTAL CAPITAL CUOTAS PARTES	CON CORTE A	30-06-09	\$ 1,570,628.78
INTERESES ANTES DE LEY 1066 DE 2006	CON CORTE A	28-07-06	\$ 0,00
INTERESES LEY 1066 DE 2006	CON CORTE A	30-01-24	\$ 1,228,663,35
COSTAS PROCESALES (8%)	PROCESO No.	12-111	\$ 223,943,37

TOTAL LIQUIDACIÓN DE CRÉDITO Y COSTAS	\$ 3,023,235,50
--	------------------------

ELABORÓ: CCS/OMPM
 APROBÓ: RAÚL RUEDA
 26/02/2024



ACTUALIZACION LIQUIDACION DE CREDITO Y COSTAS

PENSIONADO: OSPINA SALAZAR RAUL CEDULA DE CIUDADANIA: 2.217,477

ENTIDAD: INSTITUTO BENJAMIN HERRERA

RESOLUCION No.: 110 de 11-03-98

FECHA DE RECONOCIMIENTO: 1993-11-22

PORCENTAJE DE CONCURRENCIA

7,29%

CUANTIA INICIAL \$ 201,276,36

LEY 68 de 1923 Art. 9	12,00%
FECHA ENVIO CUENTA DE COBRO	12-08-10

FECHA INICIO	30-01-10
FECHA CORTE DE CAPITAL	30-12-10
FECHA CORTE DE INTERESES	30-01-24

PENSION INICIAL \$ 2,761,069,50

PROCESO No. 13-041

PRESCRIPCION: ENERO A DICIEMBRE DE 2009

CEDULA	FECHA	CONCEPTO	VALOR PAGADO (MESADA)	PARTICIPACION	VALOR CUOTA PARTE	VALOR CUOTA PARTE ACUMULADO	DIAS DE MORA	INTERESES	INTERES ACUMULADO
DTF									
4.04%	30-01-10	PAGO TOTAL MES	\$ 16,125,953.00	7,29%	\$1,175,549.23	\$1,175,549.23	31	0.00	0.00
4.00%	28-02-10	PAGO TOTAL MES	\$ 16,125,953.00	7,29%	\$1,175,549.23	\$2,351,098.46	29	3,668.92	3,668.92
3.93%	30-03-10	PAGO TOTAL MES	\$ 16,125,953.00	7,29%	\$1,175,549.23	\$3,526,647.69	30	7,460.75	11,129.67
3.92%	30-04-10	PAGO TOTAL MES	\$ 16,125,953.00	7,29%	\$1,175,549.23	\$4,702,196.92	31	11,535.86	22,665.53
3.63%	30-05-10	PAGO TOTAL MES	\$ 16,125,953.00	7,29%	\$1,175,549.23	\$5,877,746.14	30	13,800.87	36,466.41
3.54%	30-06-10	PAGO TOTAL MES	\$ 23,850,953.00	7,29%	\$1,738,686.04	\$7,616,432.19	31	17,391.97	53,858.37
3.52%	30-07-10	PAGO TOTAL MES	\$ 16,125,953.00	7,29%	\$1,175,549.23	\$8,791,981.42	30	21,687.35	75,545.72
3.50%	30-08-10	PAGO TOTAL MES	\$ 16,125,953.00	7,29%	\$1,175,549.23	\$9,967,530.64	31	25,725.67	101,271.39
3.47%	30-09-10	PAGO TOTAL MES	\$ 16,125,953.00	7,29%	\$1,175,549.23	\$11,143,079.87	31	28,919.24	130,190.63
3.45%	30-10-10	PAGO TOTAL MES	\$ 16,125,953.00	7,29%	\$1,175,549.23	\$12,318,629.10	30	31,108.01	161,298.63
3.44%	30-11-10	PAGO TOTAL MES	\$ 16,125,953.00	7,29%	\$1,175,549.23	\$13,494,178.33	31	35,436.32	196,734.95
3.50%	30-12-10	PAGO TOTAL MES	\$ 32,251,906.00	7,29%	\$2,351,098.46	\$15,845,276.79	30	38,208.98	234,943.93
3.48%	30-01-11	PAGO TOTAL MES	\$ 0.00	7,29%	\$ 0.00	\$15,845,276.79	31	48,103.04	281,046.97
3.46%	28-02-11	PAGO TOTAL MES	\$ 0.00	7,29%	\$ 0.00	\$15,845,276.79	29	42,880.60	323,927.57
3.59%	30-03-11	PAGO TOTAL MES	\$ 0.00	7,29%	\$ 0.00	\$15,845,276.79	30	46,001.38	369,928.95
3.74%	30-04-11	PAGO TOTAL MES	\$ 0.00	7,29%	\$ 0.00	\$15,845,276.79	31	49,490.30	419,419.25
3.88%	30-05-11	PAGO TOTAL MES	\$ 0.00	7,29%	\$ 0.00	\$15,845,276.79	30	49,653.21	469,072.46
4.10%	30-06-11	PAGO TOTAL MES	\$ 0.00	7,29%	\$ 0.00	\$15,845,276.79	31	54,167.55	523,240.02
4.21%	30-07-11	PAGO TOTAL MES	\$ 0.00	7,29%	\$ 0.00	\$15,845,276.79	30	53,797.37	577,037.39
4.49%	30-08-11	PAGO TOTAL MES	\$ 0.00	7,29%	\$ 0.00	\$15,845,276.79	31	59,217.90	636,255.29
4.61%	30-09-11	PAGO TOTAL MES	\$ 0.00	7,29%	\$ 0.00	\$15,845,276.79	31	60,768.38	697,023.67
4.72%	30-10-11	PAGO TOTAL MES	\$ 0.00	7,29%	\$ 0.00	\$15,845,276.79	30	60,178.35	757,202.02
5.08%	30-11-11	PAGO TOTAL MES	\$ 0.00	7,29%	\$ 0.00	\$15,845,276.79	31	66,825.48	824,027.51
5.12%	30-12-11	PAGO TOTAL MES	\$ 0.00	7,29%	\$ 0.00	\$15,845,276.79	30	65,163.12	889,190.63
5.13%	30-01-12	PAGO TOTAL MES	\$ 0.00	7,29%	\$ 0.00	\$15,845,276.79	31	67,468.39	956,659.02
5.27%	28-02-12	PAGO TOTAL MES	\$ 0.00	7,29%	\$ 0.00	\$15,845,276.79	29	64,789.09	1,021,448.11
5.36%	30-03-12	PAGO TOTAL MES	\$ 0.00	7,29%	\$ 0.00	\$15,845,276.79	31	70,422.19	1,091,870.31
5.47%	30-04-12	PAGO TOTAL MES	\$ 0.00	7,29%	\$ 0.00	\$15,845,276.79	31	71,832.79	1,163,703.10
5.45%	30-05-12	PAGO TOTAL MES	\$ 0.00	7,29%	\$ 0.00	\$15,845,276.79	30	69,262.46	1,232,965.56
5.45%	30-06-12	PAGO TOTAL MES	\$ 0.00	7,29%	\$ 0.00	\$15,845,276.79	31	71,576.42	1,304,541.98
5.44%	30-07-12	PAGO TOTAL MES	\$ 0.00	7,29%	\$ 0.00	\$15,845,276.79	30	69,138.41	1,373,680.40
5.41%	30-08-12	PAGO TOTAL MES	\$ 0.00	7,29%	\$ 0.00	\$15,845,276.79	31	71,063.54	1,444,743.94
5.32%	30-09-12	PAGO TOTAL MES	\$ 0.00	7,29%	\$ 0.00	\$15,845,276.79	31	69,908.91	1,514,652.85
5.42%	30-10-12	PAGO TOTAL MES	\$ 0.00	7,29%	\$ 0.00	\$15,845,276.79	30	68,890.28	1,583,543.13
5.31%	30-11-12	PAGO TOTAL MES	\$ 0.00	7,29%	\$ 0.00	\$15,845,276.79	31	69,780.56	1,653,323.70
5.22%	30-12-12	PAGO TOTAL MES	\$ 0.00	7,29%	\$ 0.00	\$15,845,276.79	30	66,406.59	1,719,730.29
5.12%	30-01-13	PAGO TOTAL MES	\$ 0.00	7,29%	\$ 0.00	\$15,845,276.79	31	67,339.83	1,787,070.12
4.82%	28-02-13	PAGO TOTAL MES	\$ 0.00	7,29%	\$ 0.00	\$15,845,276.79	29	59,374.81	1,846,444.93
4.57%	30-03-13	PAGO TOTAL MES	\$ 0.00	7,29%	\$ 0.00	\$15,845,276.79	30	58,304.56	1,904,749.49
4.21%	30-04-13	PAGO TOTAL MES	\$ 0.00	7,29%	\$ 0.00	\$15,845,276.79	31	55,593.76	1,960,343.25
3.98%	30-05-13	PAGO TOTAL MES	\$ 0.00	7,29%	\$ 0.00	\$15,845,276.79	30	50,910.29	2,011,253.54
3.94%	30-06-13	PAGO TOTAL MES	\$ 0.00	7,29%	\$ 0.00	\$15,845,276.79	31	52,090.60	2,063,344.15
3.98%	30-07-13	PAGO TOTAL MES	\$ 0.00	7,29%	\$ 0.00	\$15,845,276.79	30	50,910.29	2,114,254.44
4.07%	30-08-13	PAGO TOTAL MES	\$ 0.00	7,29%	\$ 0.00	\$15,845,276.79	31	53,778.35	2,168,032.78
4.07%	30-09-13	PAGO TOTAL MES	\$ 0.00	7,29%	\$ 0.00	\$15,845,276.79	31	53,778.35	2,221,811.13
4.02%	30-10-13	PAGO TOTAL MES	\$ 0.00	7,29%	\$ 0.00	\$15,845,276.79	30	51,412.81	2,273,223.94
4.03%	30-11-13	PAGO TOTAL MES	\$ 0.00	7,29%	\$ 0.00	\$15,845,276.79	31	53,259.25	2,326,483.19
4.06%	30-12-13	PAGO TOTAL MES	\$ 0.00	7,29%	\$ 0.00	\$15,845,276.79	30	51,915.16	2,378,398.35
4.03%	30-01-14	PAGO TOTAL MES	\$ 0.00	7,29%	\$ 0.00	\$15,845,276.79	31	53,259.25	2,431,657.59
3.97%	28-02-14	PAGO TOTAL MES	\$ 0.00	7,29%	\$ 0.00	\$15,845,276.79	29	49,089.19	2,480,746.78
3.89%	30-03-14	PAGO TOTAL MES	\$ 0.00	7,29%	\$ 0.00	\$15,845,276.79	30	49,778.97	2,530,525.75
3.81%	30-04-14	PAGO TOTAL MES	\$ 0.00	7,29%	\$ 0.00	\$15,845,276.79	31	50,400.93	2,580,926.68
3.79%	30-05-14	PAGO TOTAL MES	\$ 0.00	7,29%	\$ 0.00	\$15,845,276.79	30	48,520.89	2,629,447.57
3.94%	30-06-14	PAGO TOTAL MES	\$ 0.00	7,29%	\$ 0.00	\$15,845,276.79	31	52,090.60	2,681,538.17
4.06%	30-07-14	PAGO TOTAL MES	\$ 0.00	7,29%	\$ 0.00	\$15,845,276.79	30	51,915.16	2,733,453.33
4.04%	30-08-14	PAGO TOTAL MES	\$ 0.00	7,29%	\$ 0.00	\$15,845,276.79	31	53,389.04	2,786,842.36
4.26%	30-09-14	PAGO TOTAL MES	\$ 0.00	7,29%	\$ 0.00	\$15,845,276.79	31	56,241.58	2,843,083.95
4.33%	30-10-14	PAGO TOTAL MES	\$ 0.00	7,29%	\$ 0.00	\$15,845,276.79	30	55,301.35	2,898,385.30
4.36%	30-11-14	PAGO TOTAL MES	\$ 0.00	7,29%	\$ 0.00	\$15,845,276.79	31	57,538.37	2,955,923.67
4.34%	30-12-14	PAGO TOTAL MES	\$ 0.00	7,29%	\$ 0.00	\$15,845,276.79	30	55,426.61	3,011,348.28
4.47%	30-01-15	PAGO TOTAL MES	\$ 0.00	7,29%	\$ 0.00	\$15,845,276.79	31	58,959.33	3,070,307.61
4.45%	28-02-15	PAGO TOTAL MES	\$ 0.00	7,29%	\$ 0.00	\$15,845,276.79	29	54,907.01	3,125,214.62
4.41%	30-03-15	PAGO TOTAL MES	\$ 0.00	7,29%	\$ 0.00	\$15,845,276.79	30	56,303.13	3,181,517.75
4.51%	30-04-15	PAGO TOTAL MES	\$ 0.00	7,29%	\$ 0.00	\$15,845,276.79	31	59,476.43	3,240,994.18
4.42%	30-05-15	PAGO TOTAL MES	\$ 0.00	7,29%	\$ 0.00	\$15,845,276.79	30	56,428.30	3,297,422.48
4.40%	30-06-15	PAGO TOTAL MES	\$ 0.00	7,29%	\$ 0.00	\$15,845,276.79	31	58,053.97	3,355,476.44
4.52%	30-07-15	PAGO TOTAL MES	\$ 0.00	7,29%	\$ 0.00	\$15,845,276.79	30	57,679.41	3,413,155.86
4.47%	30-08-15	PAGO TOTAL MES	\$ 0.00	7,29%	\$ 0.00	\$15,845,276.79	31	58,959.33	3,472,115.19
4.41%	30-09-15	PAGO TOTAL MES	\$ 0.00	7,29%	\$ 0.00	\$15,845,276.79	31	58,183.34	3,530,298.53

CEDULA	FECHA	CONCEPTO	VALOR PAGADO (MESADA)	PARTICIPACION	VALOR CUOTA PARTE	VALOR CUOTA PARTE ACUMULADO	DIAS DE MORA	INTERESES	INTERES ACUMULADO
4.72%	30-10-15	PAGO TOTAL MES	\$ 0,00	7,29%	\$0,00	\$15,845,276.79	30	60,178.35	3,590,476.88
4.92%	30-11-15	PAGO TOTAL MES	\$ 0,00	7,29%	\$0,00	\$15,845,276.79	31	64,766.28	3,655,243.16
5.24%	30-12-15	PAGO TOTAL MES	\$ 0,00	7,29%	\$0,00	\$15,845,276.79	30	66,655.16	3,721,898.31
5.74%	30-01-16	PAGO TOTAL MES	\$ 0,00	7,29%	\$0,00	\$15,845,276.79	31	75,289.48	3,797,187.79
6.25%	28-02-16	PAGO TOTAL MES	\$ 0,00	7,29%	\$0,00	\$15,845,276.79	28	76,506.86	3,873,694.65
6.35%	30-03-16	PAGO TOTAL MES	\$ 0,00	7,29%	\$0,00	\$15,845,276.79	31	83,069.38	3,956,764.03
6.65%	30-04-16	PAGO TOTAL MES	\$ 0,00	7,29%	\$0,00	\$15,845,276.79	31	86,880.60	4,043,644.63
6.83%	30-05-16	PAGO TOTAL MES	\$ 0,00	7,29%	\$0,00	\$15,845,276.79	30	86,278.59	4,129,923.22
6.91%	30-06-16	PAGO TOTAL MES	\$ 0,00	7,29%	\$0,00	\$15,845,276.79	31	90,175.72	4,220,098.94
7.26%	30-07-16	PAGO TOTAL MES	\$ 0,00	7,29%	\$0,00	\$15,845,276.79	30	91,539.50	4,311,638.44
7.19%	30-08-16	PAGO TOTAL MES	\$ 0,00	7,29%	\$0,00	\$15,845,276.79	31	93,716.13	4,405,354.56
7.18%	30-09-16	PAGO TOTAL MES	\$ 0,00	7,29%	\$0,00	\$15,845,276.79	31	93,589.83	4,498,944.39
7.08%	30-10-16	PAGO TOTAL MES	\$ 0,00	7,29%	\$0,00	\$15,845,276.79	30	88,461.92	4,588,406.31
7.01%	30-11-16	PAGO TOTAL MES	\$ 0,00	7,29%	\$0,00	\$15,845,276.79	31	91,441.12	4,679,847.44
6.92%	30-12-16	PAGO TOTAL MES	\$ 0,00	7,29%	\$0,00	\$15,845,276.79	30	87,381.32	4,767,228.75
6.94%	30-01-17	PAGO TOTAL MES	\$ 0,00	7,29%	\$0,00	\$15,845,276.79	31	90,555.46	4,857,784.21
6.78%	28-02-17	PAGO TOTAL MES	\$ 0,00	7,29%	\$0,00	\$15,845,276.79	28	82,802.63	4,940,586.84
6.65%	30-03-17	PAGO TOTAL MES	\$ 0,00	7,29%	\$0,00	\$15,845,276.79	30	84,070.57	5,024,657.41
6.53%	30-04-17	PAGO TOTAL MES	\$ 0,00	7,29%	\$0,00	\$15,845,276.79	31	85,357.29	5,110,014.70
6.17%	30-05-17	PAGO TOTAL MES	\$ 0,00	7,29%	\$0,00	\$15,845,276.79	30	78,165.77	5,188,180.47
5.96%	30-06-17	PAGO TOTAL MES	\$ 0,00	7,29%	\$0,00	\$15,845,276.79	31	76,100.07	5,266,280.54
5.65%	30-07-17	PAGO TOTAL MES	\$ 0,00	7,29%	\$0,00	\$15,845,276.79	30	71,741.19	5,338,021.73
5.58%	30-08-17	PAGO TOTAL MES	\$ 0,00	7,29%	\$0,00	\$15,845,276.79	31	73,242.05	5,411,263.77
5.52%	30-09-17	PAGO TOTAL MES	\$ 0,00	7,29%	\$0,00	\$15,845,276.79	31	72,473.53	5,483,737.30
5.46%	30-10-17	PAGO TOTAL MES	\$ 0,00	7,29%	\$0,00	\$15,845,276.79	30	69,396.50	5,553,123.81
5.35%	30-11-17	PAGO TOTAL MES	\$ 0,00	7,29%	\$0,00	\$15,845,276.79	31	70,293.89	5,623,417.69
5.28%	30-12-17	PAGO TOTAL MES	\$ 0,00	7,29%	\$0,00	\$15,845,276.79	30	67,152.15	5,690,569.85
5.21%	30-01-18	PAGO TOTAL MES	\$ 0,00	7,29%	\$0,00	\$15,845,276.79	31	68,496.47	5,759,066.32
5.07%	28-02-18	PAGO TOTAL MES	\$ 0,00	7,29%	\$0,00	\$15,845,276.79	29	62,385.38	5,821,451.70
5.01%	30-03-18	PAGO TOTAL MES	\$ 0,00	7,29%	\$0,00	\$15,845,276.79	30	63,794.05	5,885,245.75
4.90%	30-04-18	PAGO TOTAL MES	\$ 0,00	7,29%	\$0,00	\$15,845,276.79	31	64,508.68	5,949,754.43
4.70%	30-05-18	PAGO TOTAL MES	\$ 0,00	7,29%	\$0,00	\$15,845,276.79	30	59,828.66	6,009,683.08
4.60%	30-06-18	PAGO TOTAL MES	\$ 0,00	7,29%	\$0,00	\$15,845,276.79	31	60,639.24	6,070,322.32
4.57%	30-07-18	PAGO TOTAL MES	\$ 0,00	7,29%	\$0,00	\$15,845,276.79	30	58,304.56	6,128,626.88
4.53%	30-08-18	PAGO TOTAL MES	\$ 0,00	7,29%	\$0,00	\$15,845,276.79	31	59,734.91	6,188,361.79
4.53%	30-09-18	PAGO TOTAL MES	\$ 0,00	7,29%	\$0,00	\$15,845,276.79	31	59,734.91	6,248,096.70
4.43%	30-10-18	PAGO TOTAL MES	\$ 0,00	7,29%	\$0,00	\$15,845,276.79	30	56,553.46	6,304,650.16
4.42%	30-11-18	PAGO TOTAL MES	\$ 0,00	7,29%	\$0,00	\$15,845,276.79	31	56,312.70	6,362,962.86
4.54%	30-12-18	PAGO TOTAL MES	\$ 0,00	7,29%	\$0,00	\$15,845,276.79	30	57,929.51	6,420,892.37
4.56%	30-01-19	PAGO TOTAL MES	\$ 0,00	7,29%	\$0,00	\$15,845,276.79	31	60,122.55	6,481,014.91
4.57%	28-02-19	PAGO TOTAL MES	\$ 0,00	7,29%	\$0,00	\$15,845,276.79	29	56,357.62	6,537,372.54
4.55%	30-03-19	PAGO TOTAL MES	\$ 0,00	7,29%	\$0,00	\$15,845,276.79	30	58,054.54	6,595,427.07
4.54%	30-04-19	PAGO TOTAL MES	\$ 0,00	7,29%	\$0,00	\$15,845,276.79	31	59,864.13	6,655,291.20
4.50%	30-05-19	PAGO TOTAL MES	\$ 0,00	7,29%	\$0,00	\$15,845,276.79	30	57,429.28	6,712,720.48
4.52%	30-06-19	PAGO TOTAL MES	\$ 0,00	7,29%	\$0,00	\$15,845,276.79	31	59,605.67	6,772,326.16
4.47%	30-07-19	PAGO TOTAL MES	\$ 0,00	7,29%	\$0,00	\$15,845,276.79	30	57,053.99	6,829,380.15
4.43%	30-08-19	PAGO TOTAL MES	\$ 0,00	7,29%	\$0,00	\$15,845,276.79	31	58,442.05	6,887,822.20
4.48%	30-09-19	PAGO TOTAL MES	\$ 0,00	7,29%	\$0,00	\$15,845,276.79	31	59,088.62	6,946,910.82
4.41%	30-10-19	PAGO TOTAL MES	\$ 0,00	7,29%	\$0,00	\$15,845,276.79	30	56,303.13	7,003,213.94
4.43%	30-11-19	PAGO TOTAL MES	\$ 0,00	7,29%	\$0,00	\$15,845,276.79	31	58,442.05	7,061,655.99
4.52%	30-12-19	PAGO TOTAL MES	\$ 0,00	7,29%	\$0,00	\$15,845,276.79	30	57,679.41	7,119,335.41
4.54%	30-01-20	PAGO TOTAL MES	\$ 0,00	7,29%	\$0,00	\$15,845,276.79	31	59,864.13	7,179,199.54
4.46%	28-02-20	PAGO TOTAL MES	\$ 0,00	7,29%	\$0,00	\$15,845,276.79	29	55,027.96	7,234,227.50
4.50%	30-03-20	PAGO TOTAL MES	\$ 0,00	7,29%	\$0,00	\$15,845,276.79	31	59,360.10	7,293,587.59
4.55%	30-04-20	PAGO TOTAL MES	\$ 0,00	7,29%	\$0,00	\$15,845,276.79	31	59,993.35	7,353,580.94
4.29%	30-05-20	PAGO TOTAL MES	\$ 0,00	7,29%	\$0,00	\$15,845,276.79	30	54,800.20	7,408,381.14
3.76%	30-06-20	PAGO TOTAL MES	\$ 0,00	7,29%	\$0,00	\$15,845,276.79	31	49,750.54	7,458,131.68
3.34%	30-07-20	PAGO TOTAL MES	\$ 0,00	7,29%	\$0,00	\$15,845,276.79	30	42,845.72	7,500,977.40
2.79%	30-08-20	PAGO TOTAL MES	\$ 0,00	7,29%	\$0,00	\$15,845,276.79	31	37,075.87	7,538,053.26
2.39%	30-09-20	PAGO TOTAL MES	\$ 0,00	7,29%	\$0,00	\$15,845,276.79	31	31,817.30	7,569,870.57
2.03%	30-10-20	PAGO TOTAL MES	\$ 0,00	7,29%	\$0,00	\$15,845,276.79	30	26,194.60	7,596,065.16
1.96%	30-11-20	PAGO TOTAL MES	\$ 0,00	7,29%	\$0,00	\$15,845,276.79	31	26,143.34	7,622,208.50
1.93%	30-12-20	PAGO TOTAL MES	\$ 0,00	7,29%	\$0,00	\$15,845,276.79	30	24,915.47	7,647,123.97
1.91%	30-01-21	PAGO TOTAL MES	\$ 0,00	7,29%	\$0,00	\$15,845,276.79	31	25,482.15	7,672,606.13
1.81%	28-02-21	PAGO TOTAL MES	\$ 0,00	7,29%	\$0,00	\$15,845,276.79	29	22,599.15	7,695,205.27
1.77%	30-03-21	PAGO TOTAL MES	\$ 0,00	7,29%	\$0,00	\$15,845,276.79	30	22,866.47	7,718,071.75
1.76%	30-04-21	PAGO TOTAL MES	\$ 0,00	7,29%	\$0,00	\$15,845,276.79	31	23,496.82	7,741,568.57
1.82%	30-05-21	PAGO TOTAL MES	\$ 0,00	7,29%	\$0,00	\$15,845,276.79	30	23,607.10	7,765,075.67
1.91%	30-06-21	PAGO TOTAL MES	\$ 0,00	7,29%	\$0,00	\$15,845,276.79	31	25,482.15	7,790,557.82
1.90%	30-07-21	PAGO TOTAL MES	\$ 0,00	7,29%	\$0,00	\$15,845,276.79	30	24,531.51	7,815,089.33
1.99%	30-08-21	PAGO TOTAL MES	\$ 0,00	7,29%	\$0,00	\$15,845,276.79	31	26,539.91	7,841,629.24
2.05%	30-09-21	PAGO TOTAL MES	\$ 0,00	7,29%	\$0,00	\$15,845,276.79	31	27,332.72	7,868,961.96
2.22%	30-10-21	PAGO TOTAL MES	\$ 0,00	7,29%	\$0,00	\$15,845,276.79	30	28,621.77	7,897,583.73
2.65%	30-11-21	PAGO TOTAL MES	\$ 0,00	7,29%	\$0,00	\$15,845,276.79	31	35,237.50	7,932,821.23
3.08%	30-12-21	PAGO TOTAL MES	\$ 0,00	7,29%	\$0,00	\$15,845,276.79	30	39,556.39	7,972,377.62
3.47%	30-01-22	PAGO TOTAL MES	\$ 0,00	7,29%	\$0,00	\$15,845,276.79	31	45,972.60	8,018,350.22
4.31%	28-02-22	PAGO TOTAL MES	\$ 0,00	7,29%	\$0,00	\$15,845,276.79	29	53,212.70	8,071,562.92
4.97%	30-03-22	PAGO TOTAL MES	\$ 0,00	7,29%	\$0,00	\$15,845,276.79	30	63,295.88	8,134,858.80
5.97%	30-04-22	PAGO TOTAL MES	\$ 0,00	7,29%	\$0,00	\$15,845,276.79	31	78,227.69	8,213,086.49
7.04%	30-05-22	PAGO TOTAL MES	\$ 0,00	7,29%	\$0,00	\$15,845,276.79	30	88,850.29	8,301,936.79
7.72%	30-06-22	PAGO TOTAL MES	\$ 0,00	7,29%	\$0,00	\$15,845,276.79	31	100,394.50	8,402,331.29
9.30%	30-07-22	PAGO TOTAL MES	\$ 0,00	7,29%	\$0,00	\$15,845,276.79	30	116,237.46	8,518,568.74
10.57%	30-08-22	PAGO TOTAL MES	\$ 0,00	7,29%	\$0,00	\$15,845,276.79	31	135,799.05	8,654,367.79
10.99%	30-09-22	PAGO TOTAL MES	\$ 0,00	7,29%	\$0,00	\$15,845,276.79	31	140,945.80	8,795,313.59
11.80%	30-10-22	PAGO TOTAL MES	\$ 0,00	7,29%	\$0,00	\$15,845,276.79	30	143,580.82	8,938,894.41
12.83%	30-11-22	PAGO TOTAL MES	\$ 0,00	7,29%	\$0,00	\$15,845,276.79	31	160,873.46	9,099,767.87
13.42%	30-12-22	PAGO TOTAL MES	\$ 0,00	7,29%	\$0,00	\$15,845,276.79	30	164,853.61	9,264,621.48
13.91%	30-01-23	PAGO TOTAL MES	\$ 0,00	7,29%	\$0,00	\$15,845,276.79	31	176,243.10	9,440,864.58
14.39%	28-02-23	PAGO TOTAL MES	\$ 0,00	7,29%	\$0,00	\$15,845,276.79	29	170,163.45	9,611,028.03
13.31%	30-03-23	PAGO TOTAL MES	\$ 0,00	7,29%	\$0,00	\$15,845,276.79	30	163,576.82	9,774,604.85
12.53%	30-04-23	PAGO TOTAL MES	\$ 0,00	7,29%	\$0,00	\$15,845,276.79	31	159,665.98	9,934,270.83
12.57%	30-05-23	PAGO TOTAL MES	\$ 0,00	7,29%	\$0,00	\$15,845,276.79	30	154,957.81	10,089,228.64
13.02%	30-06-23	PAGO TOTAL MES	\$ 0,00	7,29%	\$0,00	\$15,845,276.79	31	165,573.25	10,254,801.89

CEDULA	FECHA	CONCEPTO	VALOR PAGADO (MESADA)	PARTICIPACION	VALOR CUOTA PARTE	VALOR CUOTA PARTE ACUMULADO	DIAS DE MORA	INTERESES	INTERES ACUMULADO
13.58%	30-07-23	PAGO TOTAL MES	\$ 0.00	7.29%	\$0.00	\$15,845,276.79	30	166,708.73	10,421,510.62
13.71%	30-08-23	PAGO TOTAL MES	\$ 0.00	7.29%	\$0.00	\$15,845,276.79	31	173,852.04	10,595,362.66
13.07%	30-09-23	PAGO TOTAL MES	\$ 0.00	7.29%	\$0.00	\$15,845,276.79	31	166,174.72	10,761,537.38
13.09%	30-10-23	PAGO TOTAL MES	\$ 0.00	7.29%	\$0.00	\$15,845,276.79	30	161,019.82	10,922,557.20
12.76%	30-11-23	PAGO TOTAL MES	\$ 0.00	7.29%	\$0.00	\$15,845,276.79	31	162,441.71	11,084,998.91
12.63%	30-12-23	PAGO TOTAL MES	\$ 0.00	7.29%	\$0.00	\$15,845,276.79	30	155,658.58	11,240,657.49
11.62%	30-01-24	PAGO TOTAL MES	\$ 0.00	7.29%	\$0.00	\$15,845,276.79	31	148,632.61	11,389,290.10

CONSOLIDADO DE LIQUIDACION DE CRÉDITO Y COSTAS

PENSIONADO	OSPINA SALAZAR RAUL		
CEDULA DE CIUDADANIA	2,217,477		
TOTAL CAPITAL CUOTAS PARTES	CON CORTE A	30-12-10	\$ 15,845,276,79
INTERESES ANTES DE LEY 1066 DE 2006	CON CORTE A	28-07-06	\$ 0,00
INTERESES LEY 1066 DE 2006	CON CORTE A	30-01-24	\$ 11,389,290,10
COSTAS PROCESALES (8%)	PROCESO No.	13-041	\$ 2,178,765,35

TOTAL LIQUIDACIÓN DE CRÉDITO Y COSTAS

\$ 29,413,332,24

ELABORÓ: CCS/DMPM

APROBÓ: RAÚL RUEDA

23/02/2024



ACTUALIZACION LIQUIDACION DE CREDITO Y COSTAS

PENSIONADO GOMEZ BRITO OSCAR ORLANDO CEDULA DE CIUDADANIA 2,923,788

PROCESO: 14-201

ENTIDAD: MUNICIPIO DE MAICAO - GUAJIRA

CONSOLIDADO DE LIQUIDACION DE CRÉDITO Y COSTAS

PENSIONADO	GOMEZ BRITO OSCAR ORLANDO		
CEDULA DE CIUDADANIA	2,923,788		
TOTAL CAPITAL CUOTAS PARTES	CON CORTE A	30-06-13	\$ 95,888,082,00
INTERESES ANTES DE LEY 1066 DE 2006	CON CORTE A	28-07-06	\$ 0,00
INTERESES LEY 1066 DE 2006	CON CORTE A	31-01-24	57,527,376,22
COSTAS PROCESALES (5%)	PROCESO	14-201	\$ 7,670,772,91

TOTAL LIQUIDACIÓN DE CRÉDITO Y COSTAS

\$ 161,086,231,13

ELABORÓ: CCS/DMPM

APROBÓ: RAÚL RUEDA

23/02/2024



Pensionado	GOMEZ BRITO OSCAR ORLANDO	Número documento	2923788	Tipo documento	CC
Entidad	MUNICIPIO DE MAICAO	NIT Entidad	892120020	Concurrencia	34,96%
Tipo pensión	Vejez	Resolución	000508	Fecha resolución	16/07/1997
Efectividad	14/12/1993	Mesada	0,00	Estado	
Tipo cotizante	Causante	Fecha defunción	01/01/1900	Grupo pensional	E
Observación					

Entidades:

NIT	Nombre Entidad	Concurrencia
892115015	DEPARTAMENTO DE LA GUAJIRA	18,35%
892120020	MUNICIPIO DE MAICAO	34,96%
899999115	EMPRESA DE TELECOMUNICACIONES DE BOGOTA SA ESP	39,33%
899999734	FONDO DE PREVISIÓN SOCIAL DEL CONGRESO DE LA REPUBLICA	7,35%

Fecha inicio	01/07/2012
Fecha corte de capital	30/06/2013
Fecha corte de intereses	31/01/2024

Sustitutos: El pensionado no tiene sustitutos

Periodo	Mesada	Valor Cuota Parte	Saldo Capital	Intereses	Saldo interés	Total Saldos	DIT	Días
201207	20.045.989,00	7.008.078,00	7.008.078,00	0,00	0,00	7.008.078,00	5,44%	31
201208	20.045.989,00	7.008.078,00	14.016.156,00	31.429,92	31.429,92	14.047.585,92	5,41%	31
201209	20.045.989,00	7.008.078,00	21.024.234,00	59.839,26	91.269,18	21.115.503,18	5,32%	30
201210	20.045.989,00	7.008.078,00	28.032.312,00	94.459,92	185.729,11	28.218.041,11	5,42%	31
201211	20.045.989,00	7.008.078,00	35.040.390,00	119.458,81	305.187,92	35.345.577,92	5,31%	30
201212	40.091.978,00	14.016.156,00	49.056.546,00	151.756,89	456.944,81	49.513.490,81	5,22%	31
201301	20.852.497,00	7.290.033,00	56.346.579,00	208.481,05	665.425,86	57.012.004,86	5,12%	31
201302	20.852.497,00	7.290.033,00	63.636.612,00	203.845,02	869.270,88	64.505.882,88	4,82%	28
201303	20.852.497,00	7.290.033,00	70.926.645,00	241.977,06	1.111.247,94	72.037.892,94	4,57%	31
201304	20.852.497,00	7.290.033,00	78.216.678,00	240.805,56	1.352.053,50	79.568.731,50	4,21%	30
201305	20.852.497,00	7.290.033,00	85.506.711,00	259.696,55	1.611.750,05	87.118.461,05	3,98%	31
201306	29.694.997,00	10.381.371,00	95.888.082,00	272.014,58	1.883.764,63	97.771.846,63	3,94%	30
201307	0,00	0,00	95.888.082,00	318.369,50	2.202.134,13	98.090.216,13	3,98%	31
201308	0,00	0,00	95.888.082,00	325.439,04	2.527.573,17	98.415.655,17	4,07%	31
201309	0,00	0,00	95.888.082,00	314.922,67	2.842.495,84	98.730.577,84	4,07%	30
201310	0,00	0,00	95.888.082,00	321.512,21	3.164.008,05	99.052.090,05	4,02%	31
201311	0,00	0,00	95.888.082,00	311.883,02	3.475.891,07	99.363.973,07	4,03%	30
201312	0,00	0,00	95.888.082,00	324.653,81	3.800.544,88	99.688.626,88	4,06%	31
201401	0,00	0,00	95.888.082,00	322.297,71	4.122.842,59	100.010.924,59	4,03%	31
201402	0,00	0,00	95.888.082,00	286.804,32	4.409.646,91	100.297.728,91	3,97%	28
201403	0,00	0,00	95.888.082,00	311.294,36	4.720.941,26	100.609.023,26	3,89%	31
201404	0,00	0,00	95.888.082,00	295.145,73	5.016.086,99	100.904.168,99	3,81%	30
201405	0,00	0,00	95.888.082,00	303.426,51	5.319.513,50	101.207.595,50	3,79%	31
201406	0,00	0,00	95.888.082,00	305.039,88	5.624.553,37	101.512.635,37	3,94%	30
201407	0,00	0,00	95.888.082,00	324.653,81	5.949.207,18	101.837.289,18	4,06%	31
201408	0,00	0,00	95.888.082,00	323.083,15	6.272.290,33	102.160.372,33	4,04%	31
201409	0,00	0,00	95.888.082,00	329.346,39	6.601.636,72	102.489.718,72	4,26%	30
201410	0,00	0,00	95.888.082,00	345.830,78	6.947.467,50	102.835.549,50	4,33%	31
201411	0,00	0,00	95.888.082,00	336.928,14	7.284.395,64	103.172.477,64	4,36%	30
201412	0,00	0,00	95.888.082,00	346.614,14	7.631.009,78	103.519.091,78	4,34%	31
201501	0,00	0,00	95.888.082,00	356.791,69	7.987.801,47	103.875.883,47	4,47%	31
201502	0,00	0,00	95.888.082,00	320.793,00	8.308.594,47	104.196.676,47	4,45%	28
201503	0,00	0,00	95.888.082,00	352.095,80	8.660.690,27	104.548.772,27	4,41%	31
201504	0,00	0,00	95.888.082,00	348.288,26	9.008.978,54	104.897.060,54	4,51%	30
201505	0,00	0,00	95.888.082,00	352.878,62	9.361.857,16	105.249.939,16	4,42%	31
201506	0,00	0,00	95.888.082,00	339.958,97	9.701.816,13	105.589.898,13	4,4%	30
201507	0,00	0,00	95.888.082,00	360.703,04	10.062.519,17	105.950.601,17	4,52%	31
201508	0,00	0,00	95.888.082,00	356.791,69	10.419.310,86	106.307.392,86	4,47%	31
201509	0,00	0,00	95.888.082,00	340.716,51	10.760.027,37	106.648.109,37	4,41%	30
201510	0,00	0,00	95.888.082,00	376.331,36	11.136.358,73	107.024.440,73	4,72%	31
201511	0,00	0,00	95.888.082,00	379.263,09	11.515.621,82	107.403.703,82	4,92%	30
201512	0,00	0,00	95.888.082,00	416.837,51	11.932.459,33	107.820.541,33	5,24%	31
201601	0,00	0,00	95.888.082,00	455.613,39	12.388.072,73	108.276.154,73	5,74%	31
201602	0,00	0,00	95.888.082,00	462.982,82	12.851.055,54	108.739.137,54	6,25%	29
201603	0,00	0,00	95.888.082,00	502.693,39	13.353.748,93	109.241.830,93	6,35%	31
201604	0,00	0,00	95.888.082,00	508.750,30	13.862.499,24	109.750.581,24	6,65%	30
201605	0,00	0,00	95.888.082,00	539.566,55	14.402.065,78	110.290.147,78	6,83%	31
201606	0,00	0,00	95.888.082,00	528.043,94	14.930.109,72	110.818.191,72	6,91%	30
201607	0,00	0,00	95.888.082,00	572.470,23	15.502.579,95	111.390.661,95	7,26%	31

201608	0.00	0.00	95.888.082,00	567.122,05	16.069.702,01	111.957.784,01	7,19%	31
201609	0.00	0.00	95.888.082,00	548.034,11	16.617.736,12	112.505.818,12	7,18%	30
201610	0.00	0.00	95.888.082,00	559.476,25	17.177.212,37	113.065.294,37	7,09%	31
201611	0.00	0.00	95.888.082,00	535.453,10	17.712.665,47	113.600.747,47	7,01%	30
201612	0.00	0.00	95.888.082,00	546.463,38	18.259.128,85	114.147.210,85	6,92%	31
201701	0.00	0.00	95.888.082,00	547.995,29	18.807.124,14	114.695.206,14	6,94%	31
201702	0.00	0.00	95.888.082,00	483.757,84	19.290.881,99	115.178.963,99	6,78%	28
201703	0.00	0.00	95.888.082,00	525.756,91	19.816.638,90	115.704.720,90	6,65%	31
201704	0.00	0.00	95.888.082,00	499.830,98	20.316.469,88	116.204.551,88	6,53%	30
201705	0.00	0.00	95.888.082,00	488.826,69	20.805.296,57	116.693.378,57	6,17%	31
201706	0.00	0.00	95.888.082,00	457.337,87	21.262.634,44	117.150.716,44	5,96%	30
201707	0.00	0.00	95.888.082,00	448.646,13	21.711.280,58	117.599.362,58	5,65%	31
201710	0.00	0.00	95.888.082,00	433.919,62	22.145.200,20	118.033.282,20	5,46%	31
201711	0.00	0.00	95.888.082,00	411.629,76	22.556.829,96	118.444.911,96	5,35%	30
201712	0.00	0.00	95.888.082,00	419.945,78	22.976.775,74	118.864.857,74	5,28%	31
201801	0.00	0.00	95.888.082,00	414.505,60	23.391.281,35	119.279.363,35	5,21%	31
201802	0.00	0.00	95.888.082,00	364.482,24	23.755.763,58	119.643.845,58	5,07%	28
201803	0.00	0.00	95.888.082,00	398.943,97	24.154.707,55	120.042.789,55	5,01%	31
201804	0.00	0.00	95.888.082,00	377.754,70	24.532.462,26	120.420.544,26	4,9%	30
201806	0.00	0.00	95.888.082,00	374.769,76	24.907.232,01	120.795.314,01	4,7%	31
201807	0.00	0.00	95.888.082,00	355.097,16	25.262.329,17	121.150.411,17	4,6%	30
201808	0.00	0.00	95.888.082,00	364.612,69	25.626.941,86	121.515.023,86	4,57%	31
201809	0.00	0.00	95.888.082,00	361.485,11	25.988.426,97	121.876.508,97	4,53%	31
201810	0.00	0.00	95.888.082,00	349.801,82	26.338.228,78	122.226.310,78	4,53%	30
201811	0.00	0.00	95.888.082,00	353.661,37	26.691.890,15	122.579.972,15	4,43%	31
201812	0.00	0.00	95.888.082,00	341.473,99	27.033.364,14	122.921.446,14	4,42%	30
201901	0.00	0.00	95.888.082,00	362.267,11	27.395.631,25	123.283.713,25	4,54%	31
201902	0.00	0.00	95.888.082,00	363.830,89	27.759.462,14	123.647.544,14	4,56%	31
201903	0.00	0.00	95.888.082,00	329.267,63	28.088.729,77	123.976.811,77	4,57%	28
201904	0.00	0.00	95.888.082,00	363.049,03	28.451.778,81	124.339.860,81	4,55%	31
201905	0.00	0.00	95.888.082,00	350.558,49	28.802.337,30	124.690.419,30	4,54%	30
201906	0.00	0.00	95.888.082,00	359.138,71	29.161.476,01	125.049.558,01	4,5%	31
201907	0.00	0.00	95.888.082,00	349.045,07	29.510.521,08	125.398.603,08	4,52%	30
201908	0.00	0.00	95.888.082,00	356.791,69	29.867.312,77	125.755.394,77	4,47%	31
201909	0.00	0.00	95.888.082,00	353.661,37	30.220.974,14	126.109.056,14	4,43%	31
201910	0.00	0.00	95.888.082,00	346.017,44	30.566.991,58	126.455.073,58	4,48%	30
201911	0.00	0.00	95.888.082,00	352.095,80	30.919.087,38	126.807.169,38	4,41%	31
201912	0.00	0.00	95.888.082,00	342.231,39	31.261.318,77	127.149.400,77	4,43%	30
202001	0.00	0.00	95.888.082,00	360.703,04	31.622.021,82	127.510.103,82	4,52%	31
202002	0.00	0.00	95.888.082,00	362.267,11	31.984.288,92	127.872.370,92	4,54%	31
202003	0.00	0.00	95.888.082,00	333.002,80	32.317.291,72	128.205.373,72	4,46%	29
202004	0.00	0.00	95.888.082,00	359.138,71	32.676.430,43	128.564.512,43	4,5%	31
202005	0.00	0.00	95.888.082,00	351.315,10	33.027.745,53	128.915.827,53	4,55%	30
202006	0.00	0.00	95.888.082,00	342.696,61	33.370.442,15	129.258.524,15	4,29%	31
202007	0.00	0.00	95.888.082,00	291.337,26	33.661.779,41	129.549.861,41	3,76%	30
202008	0.00	0.00	95.888.082,00	267.935,11	33.929.714,52	129.817.796,52	3,34%	31
202009	0.00	0.00	95.888.082,00	224.364,19	34.154.078,71	130.042.160,71	2,79%	31
202010	0.00	0.00	95.888.082,00	186.324,32	34.340.403,03	130.228.485,03	2,39%	30
202011	0.00	0.00	95.888.082,00	163.804,69	34.504.207,72	130.392.289,72	2,03%	31
202012	0.00	0.00	95.888.082,00	153.098,07	34.657.305,79	130.545.387,79	1,96%	30
202101	0.00	0.00	95.888.082,00	155.805,63	34.813.111,42	130.701.193,42	1,93%	31
202102	0.00	0.00	95.888.082,00	154.204,96	34.967.316,38	130.855.398,38	1,91%	31
202103	0.00	0.00	95.888.082,00	132.039,63	35.099.356,01	130.987.438,01	1,81%	28
202104	0.00	0.00	95.888.082,00	142.992,18	35.242.348,20	131.130.430,20	1,77%	31
202105	0.00	0.00	95.888.082,00	137.600,16	35.379.948,35	131.268.030,35	1,76%	30
202106	0.00	0.00	95.888.082,00	146.998,36	35.526.946,72	131.415.028,72	1,82%	31
202107	0.00	0.00	95.888.082,00	149.226,21	35.676.172,92	131.564.254,92	1,91%	30
202108	0.00	0.00	95.888.082,00	153.404,51	35.829.577,44	131.717.659,44	1,9%	31
202109	0.00	0.00	95.888.082,00	160.605,93	35.990.183,37	131.878.265,37	1,99%	31
202110	0.00	0.00	95.888.082,00	160.063,03	36.150.246,39	132.038.328,39	2,05%	30
202111	0.00	0.00	95.888.082,00	178.983,17	36.329.229,56	132.217.311,56	2,22%	31
202112	0.00	0.00	95.888.082,00	206.352,53	36.535.582,09	132.423.664,09	2,65%	30
202201	0.00	0.00	95.888.082,00	304.213,60	36.839.795,70	132.727.877,70	3,8%	31
202202	0.00	0.00	95.888.082,00	278.202,69	37.117.998,38	133.006.080,38	3,47%	31
202203	0.00	0.00	95.888.082,00	310.894,55	37.428.892,94	133.316.974,94	4,31%	28
202204	0.00	0.00	95.888.082,00	395.828,39	37.824.721,32	133.712.803,32	4,97%	31
202205	0.00	0.00	95.888.082,00	458.085,17	38.282.806,50	134.170.888,50	5,97%	30
202206	0.00	0.00	95.888.082,00	555.650,90	38.838.457,40	134.726.539,40	7,04%	31
202207	0.00	0.00	95.888.082,00	587.876,19	39.426.333,58	135.314.415,58	7,72%	30
202208	0.00	0.00	95.888.082,00	726.945,25	40.153.278,84	136.041.360,84	9,3%	31
				821.786,35	40.975.065,18	136.863.147,18	10,57%	31

202209	0,00	0,00	95.888.082,00	825.296,94	41.800.362,12	137.688.444,12	10,99%	30
202210	0,00	0,00	95.888.082,00	897.975,47	42.698.337,59	138.586.419,59	11,6%	31
202211	0,00	0,00	95.888.082,00	941.962,75	43.640.300,34	139.528.382,34	12,63%	30
202212	0,00	0,00	95.888.082,00	1.031.041,48	44.671.341,83	140.539.423,83	13,42%	31
202301	0,00	0,00	95.888.082,00	1.066.533,05	45.737.874,88	141.625.956,88	13,91%	31
202302	0,00	0,00	95.888.082,00	994.052,06	46.731.926,94	142.620.008,94	14,39%	28
202303	0,00	0,00	95.888.082,00	1.023.054,71	47.754.981,64	143.643.063,64	13,31%	31
202304	0,00	0,00	95.888.082,00	934.893,76	48.689.875,41	144.577.957,41	12,53%	30
202305	0,00	0,00	95.888.082,00	969.140,33	49.659.015,74	145.547.097,74	12,57%	31
202306	0,00	0,00	95.888.082,00	969.476,88	50.628.492,62	146.516.574,62	13,02%	30
202307	0,00	0,00	95.888.082,00	1.042.645,97	51.671.138,59	147.559.220,59	13,58%	31
202308	0,00	0,00	95.888.082,00	1.052.063,60	52.723.202,19	148.611.284,19	13,71%	31
202309	0,00	0,00	95.888.082,00	972.998,03	53.696.200,22	149.584.282,22	13,07%	30
202310	0,00	0,00	95.888.082,00	1.007.059,84	54.703.260,07	150.591.342,07	13,09%	31
202311	0,00	0,00	95.888.082,00	951.143,83	55.654.403,90	151.542.485,90	12,76%	30
202312	0,00	0,00	95.888.082,00	973.523,83	56.627.927,73	152.516.009,73	12,63%	31
202401	0,00	0,00	95.888.082,00	899.448,49	57.527.376,22	153.415.458,22	11,62%	31
TOTALES	274.279.405,00	95.888.082,00		57.527.376,22				

SALDO TOTAL CAPITAL: 95.888.082,00
SALDO TOTAL INTERESES: 57.527.376,22
TOTAL LIQUIDACION CREDITO: 153.415.458,22



ACTUALIZACION LIQUIDACION DE CREDITO Y COSTAS

PENSIONADO FUENTES NOGUERA FRANCISCO CEDULA DE CIUDADANIA 4,971,140

PROCESO: 17-063

ENTIDAD: MUNICIPIO DE PLATO - MAGDALENA

CONSOLIDADO DE LIQUIDACION DE CRÉDITO Y COSTAS

PENSIONADO	FUENTES NOGUERA FRANCISCO			
CEDULA DE CIUDADANIA	4,971,140			
TOTAL CAPITAL CUOTAS PARTES		CON CORTE A	31-08-16	\$ 11,385,980,00
INTERESES ANTES DE LEY 1066 DE 2006		CON CORTE A	28-07-06	\$ 0,00
INTERESES LEY 1066 DE 2006		CON CORTE A	31-01-24	\$ 5,110,300,40
COSTAS PROCESALES (5%)		PROCESO	17-063	\$ 824,814,02

TOTAL LIQUIDACIÓN DE CRÉDITO Y COSTAS				\$ 17,321,094,42
---------------------------------------	--	--	--	------------------

ELABORÓ: CCS/DMPM

APROBÓ: RAÚL RUEDA

23/02/2024



Pensionado	FUENTES NOGUERA FRANCISCO	Número documento	4971140	Tipo documento	CC
Entidad	MUNICIPIO DE PLATO-MAGDALENA	NIT Entidad	891780051	Concurrencia	34,36%
Tipo pensión	Vejez	Resolución	1076	Fecha resolución	04/05/1996
Efectividad	04/05/1996	Mesada	0,00	Estado	
Tipo cotizante	Causante	Fecha defunción	18/04/2017	Grupo pensional	E
Observación					

Entidades:

NIT	Nombre Entidad	Concurrencia	Fecha inicio
891780051	MUNICIPIO DE PLATO-MAGDALENA	34,36%	01/06/2016
899999734	FONDO DE PREVISIÓN SOCIAL DEL CONGRESO DE LA REPÚBLICA	65,64%	31/08/2016
			31/01/2024

Sustitutos:

Tipo del Id.	Número de Documento	Nombre Pensionado	Género	Porcentaje Sustitución %	Fecha Afiliación	Fecha Causación	Fecha Inicio Pago	Tipo Pensión	Valor Mesada
CC	22397936	NAVARRO MARTIN LEYES MARIA EUGENIA	Femenino	100,00	23/10/2017	04/08/2017	23/10/2017	Sobrevivencia	0,00

Periodo	Mesada	Valor Cuota Parte	Saldo Capital	Intereses	Saldo Interés	Total Saldos	DTF	Días
201606	16.568.656,00	5.692.990,00	5.692.990,00	0,00	0,00	5.692.990,00	6,91%	30
201607	8.284.328,00	2.846.495,00	8.539.485,00	33.988,24	33.988,24	8.573.473,24	7,26%	31
201608	8.284.328,00	2.846.495,00	11.385.980,00	50.506,07	84.494,31	11.470.474,31	7,19%	31
201609	0,00	0,00	11.385.980,00	65.074,88	149.569,19	11.535.549,19	7,18%	30
201610	0,00	0,00	11.385.980,00	66.433,55	216.002,74	11.601.982,74	7,09%	31
201611	0,00	0,00	11.385.980,00	63.580,98	279.583,72	11.665.563,72	7,01%	30
201612	0,00	0,00	11.385.980,00	64.888,37	344.472,09	11.730.452,09	6,92%	31
201701	0,00	0,00	11.385.980,00	65.070,27	409.542,36	11.795.522,36	6,94%	31
201702	0,00	0,00	11.385.980,00	57.442,56	466.984,92	11.852.964,92	6,78%	28
201703	0,00	0,00	11.385.980,00	62.429,63	529.414,55	11.915.394,55	6,65%	31
201704	0,00	0,00	11.385.980,00	59.351,13	588.765,68	11.974.745,68	6,53%	30
201705	0,00	0,00	11.385.980,00	58.044,45	646.810,13	12.032.790,13	6,17%	31
201706	0,00	0,00	11.385.980,00	54.305,39	701.115,52	12.087.095,52	5,96%	30
201707	0,00	0,00	11.385.980,00	53.273,31	754.388,83	12.140.368,83	5,65%	31
201708	0,00	0,00	11.385.980,00	52.629,41	807.018,24	12.192.998,24	5,58%	31
201709	0,00	0,00	11.385.980,00	50.393,37	857.411,61	12.243.391,61	5,52%	30
201710	0,00	0,00	11.385.980,00	51.524,65	908.936,27	12.294.916,27	5,46%	31
201711	0,00	0,00	11.385.980,00	48.877,90	957.814,17	12.343.794,17	5,35%	30
201712	0,00	0,00	11.385.980,00	49.865,37	1.007.679,53	12.393.659,53	5,28%	31
201801	0,00	0,00	11.385.980,00	49.219,39	1.056.898,92	12.442.878,92	5,21%	31
201802	0,00	0,00	11.385.980,00	43.279,49	1.100.178,41	12.486.158,41	5,07%	28
201803	0,00	0,00	11.385.980,00	47.371,56	1.147.549,97	12.533.529,97	5,01%	31
201804	0,00	0,00	11.385.980,00	44.855,50	1.192.405,47	12.578.385,47	4,9%	30
201805	0,00	0,00	11.385.980,00	44.501,06	1.236.906,52	12.622.886,52	4,7%	31
201806	0,00	0,00	11.385.980,00	42.165,09	1.279.071,61	12.665.051,61	4,6%	30
201807	0,00	0,00	11.385.980,00	43.294,98	1.322.366,59	12.708.346,59	4,57%	31
201808	0,00	0,00	11.385.980,00	42.923,61	1.365.290,20	12.751.270,20	4,53%	31
201809	0,00	0,00	11.385.980,00	41.536,30	1.406.826,50	12.792.806,50	4,53%	30
201810	0,00	0,00	11.385.980,00	41.994,60	1.448.821,10	12.834.801,10	4,43%	31
201811	0,00	0,00	11.385.980,00	40.547,44	1.489.368,53	12.875.348,53	4,42%	30
201812	0,00	0,00	11.385.980,00	43.016,46	1.532.385,00	12.918.368,00	4,54%	31
201901	0,00	0,00	11.385.980,00	43.202,15	1.575.587,15	12.961.567,15	4,56%	31
201902	0,00	0,00	11.385.980,00	39.098,03	1.614.685,17	13.000.665,17	4,57%	28
201903	0,00	0,00	11.385.980,00	43.109,31	1.657.794,48	13.043.774,48	4,55%	31
201904	0,00	0,00	11.385.980,00	41.626,15	1.699.420,63	13.085.400,63	4,54%	30
201905	0,00	0,00	11.385.980,00	42.644,99	1.742.065,62	13.128.045,62	4,5%	31
201906	0,00	0,00	11.385.980,00	41.446,45	1.783.512,07	13.169.492,07	4,52%	30
201907	0,00	0,00	11.385.980,00	42.366,30	1.825.878,37	13.211.858,37	4,47%	31
201908	0,00	0,00	11.385.980,00	41.994,60	1.867.872,96	13.253.852,96	4,43%	31
201909	0,00	0,00	11.385.980,00	41.086,94	1.908.959,90	13.294.939,90	4,48%	30
201910	0,00	0,00	11.385.980,00	41.808,70	1.950.768,60	13.336.748,60	4,41%	31
201911	0,00	0,00	11.385.980,00	40.637,37	1.991.405,97	13.377.385,97	4,43%	30
201912	0,00	0,00	11.385.980,00	42.830,74	2.034.236,71	13.420.216,71	4,52%	31
202001	0,00	0,00	11.385.980,00	43.016,46	2.077.253,17	13.463.233,17	4,54%	31
202002	0,00	0,00	11.385.980,00	39.541,55	2.116.794,72	13.502.774,72	4,46%	29
202003	0,00	0,00	11.385.980,00	42.644,99	2.159.439,71	13.545.419,71	4,5%	31
202004	0,00	0,00	11.385.980,00	41.716,00	2.201.155,71	13.587.135,71	4,55%	30
202005	0,00	0,00	11.385.980,00	40.692,61	2.241.848,32	13.627.828,32	4,29%	31

202006	0,00	0,00	11.385.980,00	34.594,08	2.276.442,40	13.662.422,40	3,76%	30
202007	0,00	0,00	11.385.980,00	31.815,26	2.308.257,66	13.694.237,66	3,34%	31
202008	0,00	0,00	11.385.980,00	26.641,54	2.334.899,20	13.720.879,20	2,79%	31
202009	0,00	0,00	11.385.980,00	22.124,59	2.357.023,79	13.743.003,79	2,39%	30
202010	0,00	0,00	11.385.980,00	19.450,56	2.376.474,35	13.762.454,35	2,03%	31
202011	0,00	0,00	11.385.980,00	18.179,23	2.394.653,58	13.780.633,58	1,96%	30
202012	0,00	0,00	11.385.980,00	18.500,73	2.413.154,32	13.799.134,32	1,93%	31
202101	0,00	0,00	11.385.980,00	18.510,67	2.431.464,98	13.817.444,98	1,91%	31
202102	0,00	0,00	11.385.980,00	15.678,70	2.447.143,68	13.833.123,68	1,81%	28
202103	0,00	0,00	11.385.980,00	16.979,23	2.464.122,92	13.850.102,92	1,77%	31
202104	0,00	0,00	11.385.980,00	16.358,97	2.480.461,89	13.866.441,89	1,76%	30
202105	0,00	0,00	11.385.980,00	17.454,94	2.497.916,83	13.883.896,83	1,82%	31
202106	0,00	0,00	11.385.980,00	17.719,48	2.515.636,30	13.901.616,30	1,91%	30
202107	0,00	0,00	11.385.980,00	18.215,62	2.533.851,92	13.919.831,92	1,9%	31
202108	0,00	0,00	11.385.980,00	19.070,73	2.552.922,65	13.938.902,65	1,99%	31
202109	0,00	0,00	11.385.980,00	19.006,27	2.571.928,92	13.957.908,92	2,05%	30
202110	0,00	0,00	11.385.980,00	21.252,89	2.593.181,81	13.979.161,81	2,22%	31
202111	0,00	0,00	11.385.980,00	24.502,79	2.617.684,60	14.003.664,60	2,65%	30
202112	0,00	0,00	11.385.980,00	36.123,05	2.653.807,65	14.039.787,65	3,8%	31
202201	0,00	0,00	11.385.980,00	33.034,45	2.686.842,10	14.072.822,10	3,47%	31
202202	0,00	0,00	11.385.980,00	36.916,36	2.723.758,46	14.109.738,46	4,31%	28
202203	0,00	0,00	11.385.980,00	47.001,61	2.770.760,07	14.156.740,07	4,97%	31
202204	0,00	0,00	11.385.980,00	54.394,13	2.825.154,20	14.211.134,20	5,97%	30
202205	0,00	0,00	11.385.980,00	65.979,32	2.891.133,52	14.277.113,52	7,04%	31
202206	0,00	0,00	11.385.980,00	69.805,82	2.960.939,34	14.346.919,34	7,72%	30
202207	0,00	0,00	11.385.980,00	86.319,22	3.047.258,56	14.433.238,56	9,3%	31
202208	0,00	0,00	11.385.980,00	97.580,87	3.144.839,43	14.530.819,43	10,57%	31
202209	0,00	0,00	11.385.980,00	97.997,73	3.242.837,16	14.628.817,16	10,99%	30
202210	0,00	0,00	11.385.980,00	106.627,75	3.349.464,92	14.735.444,92	11,6%	31
202211	0,00	0,00	11.385.980,00	111.850,91	3.461.315,82	14.847.295,82	12,63%	30
202212	0,00	0,00	11.385.980,00	122.428,33	3.583.744,15	14.969.724,15	13,42%	31
202301	0,00	0,00	11.385.980,00	126.642,68	3.710.386,84	15.096.366,84	13,91%	31
202302	0,00	0,00	11.385.980,00	118.036,12	3.828.422,95	15.214.402,95	14,39%	28
202303	0,00	0,00	11.385.980,00	121.479,96	3.949.902,91	15.335.882,91	13,31%	31
202304	0,00	0,00	11.385.980,00	111.011,52	4.060.914,43	15.446.894,43	12,53%	30
202305	0,00	0,00	11.385.980,00	115.078,04	4.175.992,47	15.561.972,47	12,57%	31
202306	0,00	0,00	11.385.980,00	115.118,00	4.291.110,47	15.677.090,47	13,02%	30
202307	0,00	0,00	11.385.980,00	123.806,27	4.414.916,75	15.800.896,75	13,58%	31
202308	0,00	0,00	11.385.980,00	124.924,55	4.539.841,29	15.925.821,29	13,71%	31
202309	0,00	0,00	11.385.980,00	115.536,11	4.655.377,41	16.041.357,41	13,07%	30
202310	0,00	0,00	11.385.980,00	119.580,69	4.774.958,10	16.160.938,10	13,09%	31
202311	0,00	0,00	11.385.980,00	112.941,09	4.887.899,19	16.273.879,19	12,76%	30
202312	0,00	0,00	11.385.980,00	115.598,55	5.003.497,74	16.389.477,74	12,63%	31
202401	0,00	0,00	11.385.980,00	106.802,66	5.110.300,40	16.496.280,40	11,62%	31
TOTALES	33.137.312,00	11.385.980,00			5.110.300,40			

SALDO TOTAL CAPITAL: 11.385.980,00.
SALDO TOTAL INTERESES: 5.110.300,40
TOTAL LIQUIDACION CREDITO: 16.496.280,40

ACTUALIZACION LIQUIDACION DE CREDITO Y COSTAS

PENSIONADO: MEJIA CANDANOZA MARCO AURELIO CÉDULA DE CIUDADANIA: 5,068,502

ENTIDAD: MUNICIPIO DE PLATO - MAGDALENA

RESOLUCION No.: 1369 de 15-11-96

FECHA DE RECONOCIMIENTO: 1993-07-17

PORCENTAJE DE CONCURRENCIA

CUANTIA INICIAL \$ 902,740,19

PENSION INICIAL \$ 2,743,878,91

PROCESO No. 17-063

32,90%

LEY 68 de 1923 Art. 9	12,00%
FECHA ENVIO CUENTA DE COBRO	07-07-16

FECHA INICIO	30-06-16
FECHA CORTE DE CAPITAL	30-08-16
FECHA CORTE DE INTERESES	30-01-24

CEDULA	FECHA	CONCEPTO	VALOR PAGADO (MESADA)	PARTICIPACION	VALOR CUOTA PARTE	VALOR CUOTA PARTE ACUMULADO	DIAS DE MORA	INTERESES	INTERES ACUMULADO
DTF									1,00
6.91%	30-06-16	PAGO TOTAL MES	\$ 27,578,200.00	32.90%	\$9,073,929.69	\$9,073,929.69	31	0.00	0.00
7.26%	30-07-16	PAGO TOTAL MES	\$ 17,236,375.00	32.90%	\$5,671,206.05	\$14,745,135.74	30	52,420.86	52,420.86
7.19%	30-08-16	PAGO TOTAL MES	\$ 17,236,375.00	32.90%	\$5,671,206.05	\$20,416,341.79	31	87,209.40	139,630.25
7.18%	30-09-16	PAGO TOTAL MES	\$ 0.00	32.90%	\$0.00	\$20,416,341.79	31	120,588.74	260,218.99
7.09%	30-10-16	PAGO TOTAL MES	\$ 0.00	32.90%	\$0.00	\$20,416,341.79	30	115,270.01	375,489.00
7.01%	30-11-16	PAGO TOTAL MES	\$ 0.00	32.90%	\$0.00	\$20,416,341.79	31	117,820.17	493,309.17
6.92%	30-12-16	PAGO TOTAL MES	\$ 0.00	32.90%	\$0.00	\$20,416,341.79	30	112,589.19	605,898.36
6.94%	30-01-17	PAGO TOTAL MES	\$ 0.00	32.90%	\$0.00	\$20,416,341.79	31	116,679.01	722,577.36
6.78%	28-02-17	PAGO TOTAL MES	\$ 0.00	32.90%	\$0.00	\$20,416,341.79	29	106,689.63	829,266.99
6.65%	30-03-17	PAGO TOTAL MES	\$ 0.00	32.90%	\$0.00	\$20,416,341.79	30	108,323.36	937,590.35
6.53%	30-04-17	PAGO TOTAL MES	\$ 0.00	32.90%	\$0.00	\$20,416,341.79	31	109,981.26	1,047,571.62
6.17%	30-05-17	PAGO TOTAL MES	\$ 0.00	32.90%	\$0.00	\$20,416,341.79	30	100,715.13	1,148,286.75
5.96%	30-06-17	PAGO TOTAL MES	\$ 0.00	32.90%	\$0.00	\$20,416,341.79	31	100,630.47	1,248,917.22
5.65%	30-07-17	PAGO TOTAL MES	\$ 0.00	32.90%	\$0.00	\$20,416,341.79	30	92,437.17	1,341,354.39
5.58%	30-08-17	PAGO TOTAL MES	\$ 0.00	32.90%	\$0.00	\$20,416,341.79	31	94,371.00	1,435,725.39
5.52%	30-09-17	PAGO TOTAL MES	\$ 0.00	32.90%	\$0.00	\$20,416,341.79	31	93,380.78	1,529,106.18
5.45%	30-10-17	PAGO TOTAL MES	\$ 0.00	32.90%	\$0.00	\$20,416,341.79	30	88,403.21	1,618,509.38
5.35%	30-11-17	PAGO TOTAL MES	\$ 0.00	32.90%	\$0.00	\$20,416,341.79	31	90,572.36	1,709,081.74
5.28%	30-12-17	PAGO TOTAL MES	\$ 0.00	32.90%	\$0.00	\$20,416,341.79	30	86,524.29	1,795,606.03
5.21%	30-01-18	PAGO TOTAL MES	\$ 0.00	32.90%	\$0.00	\$20,416,341.79	31	86,256.42	1,883,862.45
5.07%	28-02-18	PAGO TOTAL MES	\$ 0.00	32.90%	\$0.00	\$20,416,341.79	29	80,382.39	1,964,244.84
5.01%	30-03-18	PAGO TOTAL MES	\$ 0.00	32.90%	\$0.00	\$20,416,341.79	30	82,197.43	2,046,442.28
4.90%	30-04-18	PAGO TOTAL MES	\$ 0.00	32.90%	\$0.00	\$20,416,341.79	31	83,118.22	2,129,560.49
4.70%	30-05-18	PAGO TOTAL MES	\$ 0.00	32.90%	\$0.00	\$20,416,341.79	30	77,216.95	2,206,777.45
4.60%	30-06-18	PAGO TOTAL MES	\$ 0.00	32.90%	\$0.00	\$20,416,341.79	31	78,132.52	2,284,909.97
4.57%	30-07-18	PAGO TOTAL MES	\$ 0.00	32.90%	\$0.00	\$20,416,341.79	30	75,124.33	2,360,034.30
4.53%	30-08-18	PAGO TOTAL MES	\$ 0.00	32.90%	\$0.00	\$20,416,341.79	31	76,967.31	2,437,001.61
4.53%	30-09-18	PAGO TOTAL MES	\$ 0.00	32.90%	\$0.00	\$20,416,341.79	31	76,967.31	2,513,968.92
4.43%	30-10-18	PAGO TOTAL MES	\$ 0.00	32.90%	\$0.00	\$20,416,341.79	30	72,868.07	2,586,836.99
4.42%	30-11-18	PAGO TOTAL MES	\$ 0.00	32.90%	\$0.00	\$20,416,341.79	31	75,134.82	2,661,971.81
4.54%	30-12-18	PAGO TOTAL MES	\$ 0.00	32.90%	\$0.00	\$20,416,341.79	30	74,641.08	2,736,612.89
4.56%	30-01-19	PAGO TOTAL MES	\$ 0.00	32.90%	\$0.00	\$20,416,341.79	31	77,466.77	2,814,079.66
4.57%	28-02-19	PAGO TOTAL MES	\$ 0.00	32.90%	\$0.00	\$20,416,341.79	29	72,615.74	2,886,695.40
4.55%	30-03-19	PAGO TOTAL MES	\$ 0.00	32.90%	\$0.00	\$20,416,341.79	30	74,802.18	2,961,497.58
4.54%	30-04-19	PAGO TOTAL MES	\$ 0.00	32.90%	\$0.00	\$20,416,341.79	31	77,133.81	3,038,631.39
4.50%	30-05-19	PAGO TOTAL MES	\$ 0.00	32.90%	\$0.00	\$20,416,341.79	30	73,996.55	3,112,627.94
4.52%	30-06-19	PAGO TOTAL MES	\$ 0.00	32.90%	\$0.00	\$20,416,341.79	31	76,800.79	3,189,428.73
4.47%	30-07-19	PAGO TOTAL MES	\$ 0.00	32.90%	\$0.00	\$20,416,341.79	30	73,513.00	3,262,941.73
4.43%	30-08-19	PAGO TOTAL MES	\$ 0.00	32.90%	\$0.00	\$20,416,341.79	31	75,301.48	3,338,243.22
4.48%	30-09-19	PAGO TOTAL MES	\$ 0.00	32.90%	\$0.00	\$20,416,341.79	31	76,134.58	3,414,377.79
4.41%	30-10-19	PAGO TOTAL MES	\$ 0.00	32.90%	\$0.00	\$20,416,341.79	30	72,545.52	3,486,923.32
4.43%	30-11-19	PAGO TOTAL MES	\$ 0.00	32.90%	\$0.00	\$20,416,341.79	31	75,301.48	3,562,224.80
4.52%	30-12-19	PAGO TOTAL MES	\$ 0.00	32.90%	\$0.00	\$20,416,341.79	30	74,318.84	3,636,543.64
4.54%	30-01-20	PAGO TOTAL MES	\$ 0.00	32.90%	\$0.00	\$20,416,341.79	31	77,133.81	3,713,677.45
4.46%	28-02-20	PAGO TOTAL MES	\$ 0.00	32.90%	\$0.00	\$20,416,341.79	29	70,902.49	3,784,579.94
4.50%	30-03-20	PAGO TOTAL MES	\$ 0.00	32.90%	\$0.00	\$20,416,341.79	31	76,484.37	3,861,064.31
4.55%	30-04-20	PAGO TOTAL MES	\$ 0.00	32.90%	\$0.00	\$20,416,341.79	31	77,300.90	3,938,364.61
4.29%	30-05-20	PAGO TOTAL MES	\$ 0.00	32.90%	\$0.00	\$20,416,341.79	30	70,609.03	4,008,973.64
3.76%	30-06-20	PAGO TOTAL MES	\$ 0.00	32.90%	\$0.00	\$20,416,341.79	31	64,102.63	4,073,076.28
3.34%	30-07-20	PAGO TOTAL MES	\$ 0.00	32.90%	\$0.00	\$20,416,341.79	30	55,205.90	4,128,282.18
2.79%	30-08-20	PAGO TOTAL MES	\$ 0.00	32.90%	\$0.00	\$20,416,341.79	31	47,771.56	4,176,053.74
2.39%	30-09-20	PAGO TOTAL MES	\$ 0.00	32.90%	\$0.00	\$20,416,341.79	31	40,996.00	4,217,049.74
2.03%	30-10-20	PAGO TOTAL MES	\$ 0.00	32.90%	\$0.00	\$20,416,341.79	30	33,751.25	4,250,800.99
1.96%	30-11-20	PAGO TOTAL MES	\$ 0.00	32.90%	\$0.00	\$20,416,341.79	31	33,685.20	4,284,486.19
1.93%	30-12-20	PAGO TOTAL MES	\$ 0.00	32.90%	\$0.00	\$20,416,341.79	30	32,103.12	4,316,589.30
1.91%	30-01-21	PAGO TOTAL MES	\$ 0.00	32.90%	\$0.00	\$20,416,341.79	31	32,833.28	4,349,422.58
1.81%	28-02-21	PAGO TOTAL MES	\$ 0.00	32.90%	\$0.00	\$20,416,341.79	29	29,118.57	4,378,541.16
1.77%	30-03-21	PAGO TOTAL MES	\$ 0.00	32.90%	\$0.00	\$20,416,341.79	30	29,463.02	4,408,004.18
1.76%	30-04-21	PAGO TOTAL MES	\$ 0.00	32.90%	\$0.00	\$20,416,341.79	31	30,275.21	4,438,279.39
1.82%	30-05-21	PAGO TOTAL MES	\$ 0.00	32.90%	\$0.00	\$20,416,341.79	30	30,288.46	4,468,567.85
1.91%	30-06-21	PAGO TOTAL MES	\$ 0.00	32.90%	\$0.00	\$20,416,341.79	31	32,833.28	4,501,401.13
1.90%	30-07-21	PAGO TOTAL MES	\$ 0.00	32.90%	\$0.00	\$20,416,341.79	30	31,608.39	4,533,009.52
1.99%	30-08-21	PAGO TOTAL MES	\$ 0.00	32.90%	\$0.00	\$20,416,341.79	31	34,196.17	4,567,205.69
2.05%	30-09-21	PAGO TOTAL MES	\$ 0.00	32.90%	\$0.00	\$20,416,341.79	31	35,217.70	4,602,423.39
2.22%	30-10-21	PAGO TOTAL MES	\$ 0.00	32.90%	\$0.00	\$20,416,341.79	30	35,878.61	4,639,302.00
2.65%	30-11-21	PAGO TOTAL MES	\$ 0.00	32.90%	\$0.00	\$20,416,341.79	31	45,402.86	4,684,704.86
3.08%	30-12-21	PAGO TOTAL MES	\$ 0.00	32.90%	\$0.00	\$20,416,341.79	30	50,967.66	4,735,672.52

CEDULA	FECHA	CONCEPTO	VALOR PAGADO (MESADA)	PARTICIPACION	VALOR CUOTA PARTE	VALOR CUOTA PARTE ACUMULADO	DIAS DE MORA	INTERESES	INTERES ACUMULADO
3,47%	30-01-22	PAGO TOTAL MES	\$ 0,00	32,90%	\$0,00	\$20,416,341,79	31	59,234,84	4,794,807,36
4,31%	28-02-22	PAGO TOTAL MES	\$ 0,00	32,90%	\$0,00	\$20,416,341,79	29	68,563,56	4,863,470,92
4,97%	30-03-22	PAGO TOTAL MES	\$ 0,00	32,90%	\$0,00	\$20,416,341,79	30	81,555,55	4,945,026,47
5,97%	30-04-22	PAGO TOTAL MES	\$ 0,00	32,90%	\$0,00	\$20,416,341,79	31	100,794,92	5,045,821,39
7,04%	30-05-22	PAGO TOTAL MES	\$ 0,00	32,90%	\$0,00	\$20,416,341,79	30	114,481,94	5,160,303,32
7,72%	30-06-22	PAGO TOTAL MES	\$ 0,00	32,90%	\$0,00	\$20,416,341,79	31	129,356,43	5,289,659,76
9,30%	30-07-22	PAGO TOTAL MES	\$ 0,00	32,90%	\$0,00	\$20,416,341,79	30	149,769,78	5,439,429,54
10,57%	30-08-22	PAGO TOTAL MES	\$ 0,00	32,90%	\$0,00	\$20,416,341,79	31	174,974,52	5,614,404,06
10,99%	30-09-22	PAGO TOTAL MES	\$ 0,00	32,90%	\$0,00	\$20,416,341,79	31	181,606,02	5,796,010,08
11,60%	30-10-22	PAGO TOTAL MES	\$ 0,00	32,90%	\$0,00	\$20,416,341,79	30	185,001,20	5,981,011,28
12,63%	30-11-22	PAGO TOTAL MES	\$ 0,00	32,90%	\$0,00	\$20,416,341,79	31	207,282,43	6,188,293,70
13,42%	30-12-22	PAGO TOTAL MES	\$ 0,00	32,90%	\$0,00	\$20,416,341,79	30	212,410,78	6,400,704,48
13,91%	30-01-23	PAGO TOTAL MES	\$ 0,00	32,90%	\$0,00	\$20,416,341,79	31	227,085,93	6,627,790,41
14,39%	28-02-23	PAGO TOTAL MES	\$ 0,00	32,90%	\$0,00	\$20,416,341,79	29	219,252,42	6,847,042,83
13,31%	30-03-23	PAGO TOTAL MES	\$ 0,00	32,90%	\$0,00	\$20,416,341,79	30	210,765,66	7,057,808,48
12,53%	30-04-23	PAGO TOTAL MES	\$ 0,00	32,90%	\$0,00	\$20,416,341,79	31	205,726,62	7,263,535,10
12,57%	30-05-23	PAGO TOTAL MES	\$ 0,00	32,90%	\$0,00	\$20,416,341,79	30	199,660,23	7,463,195,34
13,02%	30-06-23	PAGO TOTAL MES	\$ 0,00	32,90%	\$0,00	\$20,416,341,79	31	213,338,03	7,676,533,36
13,58%	30-07-23	PAGO TOTAL MES	\$ 0,00	32,90%	\$0,00	\$20,416,341,79	30	214,801,07	7,891,334,43
13,71%	30-08-23	PAGO TOTAL MES	\$ 0,00	32,90%	\$0,00	\$20,416,341,79	31	224,005,10	8,115,339,53
13,07%	30-09-23	PAGO TOTAL MES	\$ 0,00	32,90%	\$0,00	\$20,416,341,79	31	214,113,01	8,329,452,54
13,09%	30-10-23	PAGO TOTAL MES	\$ 0,00	32,90%	\$0,00	\$20,416,341,79	30	207,471,02	8,536,923,55
12,76%	30-11-23	PAGO TOTAL MES	\$ 0,00	32,90%	\$0,00	\$20,416,341,79	31	209,303,09	8,746,226,64
12,63%	30-12-23	PAGO TOTAL MES	\$ 0,00	32,90%	\$0,00	\$20,416,341,79	30	200,563,16	8,946,789,81
11,62%	30-01-24	PAGO TOTAL MES	\$ 0,00	32,90%	\$0,00	\$20,416,341,79	31	191,510,33	9,138,300,13

CONSOLIDADO DE LIQUIDACION DE CRÉDITO Y COSTAS

PENSIONADO	MEJIA CANDANOZA MARCO AURELIO		
CEDULA DE CIUDADANIA	5,068,502		
TOTAL CAPITAL CUOTAS PARTES	CON CORTE A	30-08-16	\$ 20,416,341,79
INTERESES ANTES DE LEY 1066 DE 2006	CON CORTE A	28-07-06	\$ 0,00
INTERESES LEY 1066 DE 2006	CON CORTE A	30-01-24	\$ 9,138,300,13
COSTAS PROCESALES (5%)	PROCESO No.	17-083	\$ 1,477,732,10

TOTAL LIQUIDACIÓN DE CRÉDITO Y COSTAS

\$ 31,032,374,02

ELABORÓ: CCS/DMPM
APROBÓ: RAÚL RUEDA
23/02/2024



MUNICIPIO DE PLATO - MAGDALENA
CONSOLIDADO
17-063

ITEM	NOMBRE	CEDULA	CAPITAL	INTERESES	COSTAS 5%	TOTAL
1	FUENTES NOGUERA FRANCISCO	4,971,140	\$ 11,385,980,00	\$ 5,110,300,40	\$ 824,814,02	\$ 17,321,094,42
2	MEJIA CANDANOZA MARCO AURELIO	5,068,502	\$ 20,416,341,79	\$ 9,138,300,13	\$ 1,477,732,10	\$ 31,032,374,02
	TOTAL		\$ 31,802,321,79	\$ 14,248,600,53	\$ 2,302,546,12	\$ 48,353,468,44

ELABORÓ: CCS/DNMPM

APROBÓ: RAÚL RUEDA

23/02/2024





LIQUIDACION DE CREDITO Y COSTAS

PENSIONADO RIVERA COSME JAIME CEDULA DE CIUDADANIA 6,436,378

PROCESO: 17-065

ENTIDAD: MUNICIPIO DE ROLDANILLO

CONSOLIDADO DE LIQUIDACION DE CRÉDITO Y COSTAS

PENSIONADO	RIVERA COSME JAIME		
CEDULA DE CIUDADANIA	6,436,378		
TOTAL CAPITAL CUOTAS PARTES	CON CORTE A	30-08-16	\$ 6,626,300,00
INTERESES ANTES DE LEY 1066 DE 2006	CON CORTE A	28-07-06	\$ 0,00
INTERESES LEY 1066 DE 2006	CON CORTE A	31-01-24	\$ 2,945,021,92
COSTAS PROCESALES (5%)	PROCESO	17-065	\$ 478,566,10

TOTAL LIQUIDACIÓN DE CRÉDITO Y COSTAS	\$ 10,049,888,02
---------------------------------------	------------------

ELABORÓ: CCS/DMPM

APROBÓ: RAÚL RUEDA

23/02/2024





REPORTE DE MOVIMIENTOS POR PERIODO CUENTAS POR COBRAR



Penisionado	RIVERA COSME JAIME	Número documento	6436378	Tipo documento	CC
Entidad	MUNICIPIO DE ROLDANILLO	NIT Entidad	891900289	Concurrencia	53,98%
Tipo pensión	Jubilación	Resolución	0209	Fecha resolución	16/04/2015
Efectividad	07/10/2011	Mesada	0,00	Estado	
Tipo cotizante	Causante	Fecha defunción	28/03/2017	Grupo pensional	P1
Observación					

Entidades:

NIT	Nombre Entidad	Concurrencia	Fecha inicio	Fecha corte de capital	Fecha corte de intereses
891900272	MUNICIPIO DE TULUA	9,05%	01/06/2016	30/08/2016	
891900289	MUNICIPIO DE ROLDANILLO	53,98%			
899999734	FONDO DE PREVISIÓN SOCIAL DEL CONGRESO DE LA REPÚBLICA	14,22%			31/01/2024
900373913	UNIDAD DE GESTION PENSIONAL Y PARAFISCALES UGPP	22,75%			

Sustitutos:

Tipo del Id.	Número de Documento	Nombre Pensionado	Genero	Porcentaje Sustitución %	Fecha Afiliación	Fecha Causación	Fecha Inicio Pago	Tipo Pensión	Valor Mesada
CC	1010225493	RIVERA TORRES CAMILA MARGARITA	Femenino	0,00	01/12/2018	29/03/2017	01/12/2018	Sobrevivencia	0,00

Periodo	Mesada	Valor Cuota Parte	Saldo Capital	Intereses	Saldo Interés	Total Saldos	DTF	Días
201606	6.137.736,00	3.313.150,00	3.313.150,00	0,00	0,00	3.313.150,00	6,91%	30
201607	3.068.868,00	1.656.575,00	4.969.725,00	19.780,14	19.780,14	4.989.505,14	7,26%	31
201608	3.068.868,00	1.656.575,00	6.626.300,00	29.393,02	49.173,16	6.675.473,16	7,19%	31
201609	0,00	0,00	6.626.300,00	37.871,64	87.044,80	6.713.344,80	7,18%	30
201610	0,00	0,00	6.626.300,00	38.662,34	125.707,14	6.752.007,14	7,09%	31
201611	0,00	0,00	6.626.300,00	37.002,23	162.709,37	6.789.009,37	7,01%	30
201612	0,00	0,00	6.626.300,00	37.763,09	200.472,46	6.826.772,46	6,92%	31
201701	0,00	0,00	6.626.300,00	37.868,95	238.341,41	6.864.641,41	6,94%	31
201702	0,00	0,00	6.626.300,00	33.429,85	271.771,26	6.898.071,26	6,78%	28
201703	0,00	0,00	6.626.300,00	36.332,18	308.103,44	6.934.403,44	6,65%	31
201704	0,00	0,00	6.626.300,00	34.540,58	342.644,03	6.968.944,03	6,53%	30
201705	0,00	0,00	6.626.300,00	33.780,13	376.424,16	7.002.724,16	6,17%	31
201706	0,00	0,00	6.626.300,00	31.604,11	408.028,27	7.034.328,27	5,96%	30
201707	0,00	0,00	6.626.300,00	31.003,48	439.031,75	7.065.331,75	5,65%	31
201708	0,00	0,00	6.626.300,00	30.628,74	469.660,49	7.095.960,49	5,58%	31
201709	0,00	0,00	6.626.300,00	29.327,44	498.987,93	7.125.287,93	5,52%	30
201710	0,00	0,00	6.626.300,00	29.985,81	528.973,74	7.155.273,74	5,46%	31
201711	0,00	0,00	6.626.300,00	28.445,48	557.419,21	7.183.719,21	5,35%	30
201801	0,00	0,00	6.626.300,00	28.644,21	586.063,43	7.212.363,43	5,21%	31
201802	0,00	0,00	6.626.300,00	25.187,37	611.250,80	7.237.550,80	5,07%	28
201803	0,00	0,00	6.626.300,00	27.568,83	638.819,63	7.265.119,63	5,01%	31
201804	0,00	0,00	6.626.300,00	26.104,36	664.924,19	7.291.224,19	4,9%	30
201805	0,00	0,00	6.626.300,00	25.898,28	690.822,47	7.317.122,47	4,7%	31
201806	0,00	0,00	6.626.300,00	24.538,82	715.361,29	7.341.661,29	4,6%	30
201807	0,00	0,00	6.626.300,00	25.196,39	740.557,67	7.366.857,67	4,57%	31
201808	0,00	0,00	6.626.300,00	24.980,26	765.537,93	7.391.837,93	4,53%	31
201809	0,00	0,00	6.626.300,00	24.172,89	789.710,82	7.416.010,82	4,53%	30
201810	0,00	0,00	6.626.300,00	24.439,60	814.150,42	7.440.450,42	4,43%	31
201811	0,00	0,00	6.626.300,00	23.597,40	837.747,81	7.464.047,81	4,42%	30
201812	0,00	0,00	6.626.300,00	25.034,29	862.782,11	7.489.082,11	4,54%	31
201901	0,00	0,00	6.626.300,00	25.142,36	887.924,47	7.514.224,47	4,56%	31
201902	0,00	0,00	6.626.300,00	22.753,88	910.678,35	7.536.978,35	4,57%	28
201903	0,00	0,00	6.626.300,00	25.088,33	935.766,68	7.562.066,68	4,55%	31
201904	0,00	0,00	6.626.300,00	24.225,18	959.991,86	7.586.291,86	4,54%	30
201905	0,00	0,00	6.626.300,00	24.818,11	984.809,96	7.611.109,96	4,5%	31
201906	0,00	0,00	6.626.300,00	24.120,59	1.008.930,56	7.635.230,56	4,52%	30
201907	0,00	0,00	6.626.300,00	24.655,92	1.033.586,48	7.659.886,48	4,47%	31
201908	0,00	0,00	6.626.300,00	24.439,60	1.058.026,08	7.684.326,08	4,43%	31
201909	0,00	0,00	6.626.300,00	23.911,37	1.081.937,45	7.708.237,45	4,48%	30
201910	0,00	0,00	6.626.300,00	24.331,41	1.106.268,86	7.732.568,86	4,41%	31
201911	0,00	0,00	6.626.300,00	23.649,74	1.129.918,59	7.756.218,59	4,43%	30
201912	0,00	0,00	6.626.300,00	24.926,21	1.154.844,81	7.781.144,81	4,52%	31
202001	0,00	0,00	6.626.300,00	25.034,29	1.179.879,10	7.806.179,10	4,54%	31
202002	0,00	0,00	6.626.300,00	23.012,00	1.202.891,10	7.829.191,10	4,46%	29
202003	0,00	0,00	6.626.300,00	24.818,11	1.227.709,21	7.854.009,21	4,5%	31
202004	0,00	0,00	6.626.300,00	24.277,46	1.251.986,67	7.878.286,67	4,55%	30

202005	0,00	0,00	6.626.300,00	23.681,89	1.275.668,56	7.901.968,56	4,29%	31
202006	0,00	0,00	6.626.300,00	20.132,72	1.295.801,28	7.922.101,28	3,76%	30
202007	0,00	0,00	6.626.300,00	18.515,53	1.314.316,80	7.940.616,80	3,34%	31
202008	0,00	0,00	6.626.300,00	15.504,58	1.329.821,38	7.956.121,38	2,79%	31
202009	0,00	0,00	6.626.300,00	12.875,85	1.342.697,24	7.968.997,24	2,39%	30
202010	0,00	0,00	6.626.300,00	11.319,64	1.354.016,88	7.980.316,88	2,03%	31
202011	0,00	0,00	6.626.300,00	10.579,77	1.364.596,65	7.990.896,65	1,96%	30
202012	0,00	0,00	6.626.300,00	10.766,87	1.375.363,52	8.001.663,52	1,93%	31
202101	0,00	0,00	6.626.300,00	10.656,26	1.386.019,78	8.012.319,78	1,91%	31
202102	0,00	0,00	6.626.300,00	9.124,54	1.395.144,32	8.021.444,32	1,81%	28
202103	0,00	0,00	6.626.300,00	9.881,41	1.405.025,73	8.031.325,75	1,77%	31
202104	0,00	0,00	6.626.300,00	9.508,79	1.414.534,52	8.040.834,52	1,76%	30
202105	0,00	0,00	6.626.300,00	10.158,25	1.424.692,77	8.050.992,77	1,82%	31
202106	0,00	0,00	6.626.300,00	10.312,21	1.435.004,98	8.061.304,98	1,91%	30
202107	0,00	0,00	6.626.300,00	10.600,95	1.445.605,92	8.071.905,92	1,9%	31
202108	0,00	0,00	6.626.300,00	11.098,60	1.456.704,52	8.083.004,52	1,99%	31
202109	0,00	0,00	6.626.300,00	11.061,08	1.467.765,60	8.094.065,60	2,05%	30
202110	0,00	0,00	6.626.300,00	12.368,55	1.480.134,14	8.106.434,14	2,22%	31
202111	0,00	0,00	6.626.300,00	14.259,89	1.494.394,04	8.120.694,04	2,65%	30
202112	0,00	0,00	6.626.300,00	21.022,54	1.515.416,57	8.141.716,57	3,8%	31
202201	0,00	0,00	6.626.300,00	19.225,06	1.534.641,63	8.160.941,63	3,47%	31
202202	0,00	0,00	6.626.300,00	21.484,22	1.556.125,85	8.182.425,85	4,31%	28
202203	0,00	0,00	6.626.300,00	27.353,53	1.583.479,39	8.209.779,39	4,97%	31
202204	0,00	0,00	6.626.300,00	31.655,76	1.615.135,14	8.241.435,14	5,97%	30
202205	0,00	0,00	6.626.300,00	38.397,99	1.653.533,13	8.279.833,13	7,04%	31
202206	0,00	0,00	6.626.300,00	40.624,90	1.694.158,03	8.320.458,03	7,72%	30
202207	0,00	0,00	6.626.300,00	50.235,20	1.744.393,24	8.370.693,24	9,3%	31
202208	0,00	0,00	6.626.300,00	56.789,15	1.801.182,39	8.427.482,39	10,57%	31
202209	0,00	0,00	6.626.300,00	57.031,75	1.858.214,14	8.484.514,14	10,99%	30
202210	0,00	0,00	6.626.300,00	62.054,16	1.920.268,30	8.546.568,30	11,6%	31
202211	0,00	0,00	6.626.300,00	65.093,89	1.985.362,19	8.611.662,19	12,63%	30
202212	0,00	0,00	6.626.300,00	71.249,63	2.056.611,82	8.682.911,82	13,42%	31
202301	0,00	0,00	6.626.300,00	73.702,26	2.130.314,07	8.756.614,07	13,91%	31
202302	0,00	0,00	6.626.300,00	68.693,49	2.199.007,56	8.825.307,56	14,39%	28
202303	0,00	0,00	6.626.300,00	70.697,71	2.269.705,27	8.896.005,27	13,31%	31
202304	0,00	0,00	6.626.300,00	64.605,39	2.334.310,66	8.960.610,66	12,53%	30
202305	0,00	0,00	6.626.300,00	66.971,98	2.401.282,63	9.027.582,63	12,57%	31
202306	0,00	0,00	6.626.300,00	66.995,24	2.468.277,87	9.094.577,87	13,02%	30
202307	0,00	0,00	6.626.300,00	72.051,55	2.540.329,42	9.166.629,42	13,58%	31
202308	0,00	0,00	6.626.300,00	72.702,35	2.613.031,77	9.239.331,77	13,71%	31
202309	0,00	0,00	6.626.300,00	67.238,56	2.680.270,34	9.306.570,34	13,07%	30
202310	0,00	0,00	6.626.300,00	69.592,39	2.749.862,72	9.376.162,72	13,09%	31
202311	0,00	0,00	6.626.300,00	65.728,34	2.815.591,06	9.441.891,06	12,76%	30
202312	0,00	0,00	6.626.300,00	67.274,90	2.882.865,96	9.509.165,96	12,63%	31
202401	0,00	0,00	6.626.300,00	62.155,96	2.945.021,92	9.571.321,92	11,62%	31
TOTALES	12.275.472,00	6.626.300,00			2.945.021,92			

SALDO TOTAL CAPITAL: 6.626.300,00
SALDO TOTAL INTERESES: 2.945.021,92
TOTAL LIQUIDACION CREDITO: 9.571.321,92



LIQUIDACION DE CREDITO Y COSTAS

PENSIONADO RICAURTE ARMESTRO JOSE RAFAEL CEDULA DE CIUDADANIA 17,042,559

PROCESO: 17-216

ENTIDAD: MUNICIPIO DE BARRANCO DE LOBA - BOLIVAR

CONSOLIDADO DE LIQUIDACION DE CRÉDITO Y COSTAS

PENSIONADO	RICAURTE ARMESTRO JOSE RAFAEL		
CEDULA DE CIUDADANIA	17,042,559		
TOTAL CAPITAL CUOTAS PARTES	CON CORTE A	30-04-17	\$ 3,700,926.00
INTERESES ANTES DE LEY 1066 DE 2006	CON CORTE A	28-07-06	\$ 0,00
INTERESES LEY 1066 DE 2006	CON CORTE A	31-01-24	\$ 1,539,645.71
COSTASS PROCESALES (8%)	PROCESO	17-216	\$ 419,245.74

TOTAL LIQUIDACIÓN DE CRÉDITO Y COSTASS	\$ 5,659,817,45
--	-----------------

ELABORÓ: CCS/DMPM

APROBÓ: RAÚL RUEDA

23/02/2024



pensionado	RICAURTE ARMESTRO JOSE RAFAEL	Número documento	17042559	Tipo documento	CC
Entidad	MUNICIPIO DE BARRANCO DE LOBA -	NIT Entidad	800015991	Concurrencia	2,32%
Tipo pensión	Vejez	Resolución	01441	Fecha resolución	20/07/1998
Efectividad	20/07/1998	Mesada	0,00	Estado	
Tipo cotizante	Causante	Fecha defunción	01/01/1900	Grupo pensional	E
Observación					

Entidades:

NIT	Nombre Entidad	Concurrencia	Fecha inicio	Fecha corte de capital	Fecha corte de intereses
800015991	MUNICIPIO DE BARRANCO DE LOBA -BOLIVAR	2,32%	01/09/2016	30/04/2017	
800043486	MUNICIPIO SAN MARTIN DE LOBA - DPTO. BOLIVAR	14,97%			
890102018	DISTRITO ESPECIAL INDUSTRIAL Y PORTUARIO DE BARRANQUILLA	26,61%			
890480059	DEPARTAMENTO DE BOLIVAR	6,4%			31/01/2024
890480184	MUNICIPIO DE CARTAGENA	10,85%			
899999010	CAJA NACIONAL DE PREVISION SOCIAL EICE EN LIQUIDACION	17,54%			
899999028	MINISTERIO DE AGRICULTURA	4,82%			
899999734	FONDO DE PREVISION SOCIAL DEL CONGRESO DE LA REPUBLICA	16,48%			

Sustitutos: El pensionado no tiene sustitutos

Periodo	Mesada	Valor Cuota Parte	Saldo Capital	Intereses	Saldo interés	Total Saldo	DTE	Días
201609	17,236,375,00	399,884,00	399,864,00	0,00	0,00	399,884,00	7,18%	30
201610	17,236,375,00	399,884,00	799,768,00	2,333,21	2,333,21	802,101,21	7,09%	31
201611	17,236,375,00	399,884,00	1,199,652,00	4,466,06	6,799,27	1,206,451,27	7,01%	30
201612	34,472,750,00	799,768,00	1,999,420,00	6,836,82	13,636,10	2,013,056,10	6,92%	31
201701	18,227,467,00	422,877,00	2,422,297,00	11,426,65	25,062,74	2,447,359,74	6,94%	31
201702	18,227,467,00	422,877,00	2,845,174,00	12,220,60	37,283,35	2,882,457,35	6,78%	28
201703	18,442,925,00	427,876,00	3,273,050,00	15,600,26	52,883,60	3,325,933,60	6,65%	31
201704	18,442,925,00	427,876,00	3,700,926,00	17,061,43	69,945,03	3,770,871,03	6,53%	30
201705	0,00	0,00	3,700,926,00	18,867,02	88,812,05	3,789,738,05	6,17%	31
201706	0,00	0,00	3,700,926,00	17,651,72	106,463,77	3,807,389,77	5,96%	30
201707	0,00	0,00	3,700,926,00	17,316,19	123,779,96	3,824,705,96	5,65%	31
201708	0,00	0,00	3,700,926,00	17,106,89	140,886,85	3,841,812,85	5,58%	31
201709	0,00	0,00	3,700,926,00	16,380,14	157,266,99	3,858,192,99	5,52%	30
201710	0,00	0,00	3,700,926,00	16,747,80	174,014,78	3,874,940,78	5,46%	31
201711	0,00	0,00	3,700,926,00	15,887,54	189,902,32	3,890,828,32	5,35%	30
201712	0,00	0,00	3,700,926,00	16,208,45	206,110,78	3,907,036,78	5,28%	31
201801	0,00	0,00	3,700,926,00	15,998,48	222,109,26	3,923,035,26	5,21%	31
201802	0,00	0,00	3,700,926,00	14,067,73	236,176,99	3,937,102,99	5,07%	28
201803	0,00	0,00	3,700,926,00	15,597,86	251,574,84	3,952,500,84	5,01%	31
201804	0,00	0,00	3,700,926,00	14,580,08	266,154,92	3,967,080,92	4,94%	30
201805	0,00	0,00	3,700,926,00	14,464,82	280,619,74	3,981,545,74	4,7%	31
201806	0,00	0,00	3,700,926,00	13,705,57	294,325,31	3,995,251,31	4,6%	30
201807	0,00	0,00	3,700,926,00	14,072,79	308,398,09	4,009,324,09	4,57%	31
201808	0,00	0,00	3,700,926,00	13,952,07	322,350,17	4,023,276,17	4,53%	31
201809	0,00	0,00	3,700,926,00	13,801,19	335,851,36	4,036,777,36	4,53%	30
201810	0,00	0,00	3,700,926,00	13,650,11	349,501,46	4,050,427,46	4,43%	31
201811	0,00	0,00	3,700,926,00	13,179,76	362,681,22	4,063,607,22	4,42%	30
201812	0,00	0,00	3,700,926,00	13,982,26	376,663,48	4,077,589,48	4,54%	31
201901	0,00	0,00	3,700,926,00	14,042,61	390,706,09	4,091,632,09	4,56%	31
201902	0,00	0,00	3,700,926,00	12,708,57	403,414,66	4,104,340,66	4,57%	28
201903	0,00	0,00	3,700,926,00	14,012,44	417,427,10	4,118,353,10	4,55%	31
201904	0,00	0,00	3,700,926,00	13,530,39	430,957,49	4,131,883,49	4,54%	30
201905	0,00	0,00	3,700,926,00	13,861,51	444,819,00	4,145,745,00	4,5%	31
201906	0,00	0,00	3,700,926,00	13,471,98	458,290,98	4,159,216,98	4,52%	30
201907	0,00	0,00	3,700,926,00	13,770,92	472,061,90	4,172,987,90	4,47%	31
201908	0,00	0,00	3,700,926,00	13,650,11	485,712,01	4,186,638,01	4,43%	31

201909	0,00	0,00	3,700,926,00	13,355,12	499,067,13	4,199,993,13	4,48%	30
201910	0,00	0,00	3,700,926,00	13,589,68	512,656,81	4,213,582,81	4,41%	31
201911	0,00	0,00	3,700,926,00	13,208,99	525,865,81	4,226,791,81	4,43%	30
201912	0,00	0,00	3,700,926,00	13,921,89	539,787,70	4,240,713,70	4,52%	31
202001	0,00	0,00	3,700,926,00	13,982,26	553,769,95	4,254,695,95	4,54%	31
202002	0,00	0,00	3,700,926,00	12,852,69	566,622,64	4,267,548,64	4,46%	29
202003	0,00	0,00	3,700,926,00	13,861,51	580,484,15	4,281,410,15	4,5%	31
202004	0,00	0,00	3,700,926,00	13,559,60	594,043,75	4,294,969,75	4,55%	30
202005	0,00	0,00	3,700,926,00	13,226,90	607,270,65	4,308,196,65	4,29%	31
202006	0,00	0,00	3,700,926,00	11,244,65	618,515,30	4,319,441,30	3,76%	30
202007	0,00	0,00	3,700,926,00	10,341,37	628,856,67	4,329,782,67	3,34%	31
202008	0,00	0,00	3,700,926,00	8,659,68	637,516,35	4,338,442,35	2,79%	31
202009	0,00	0,00	3,700,926,00	7,191,50	644,707,85	4,345,633,85	2,39%	30
202010	0,00	0,00	3,700,926,00	6,322,29	651,030,14	4,351,956,14	2,03%	31
202011	0,00	0,00	3,700,926,00	5,909,08	656,939,22	4,357,865,22	1,96%	30
202012	0,00	0,00	3,700,926,00	6,013,56	662,952,78	4,363,878,78	1,93%	31
202101	0,00	0,00	3,700,926,00	5,951,78	668,904,55	4,369,830,55	1,91%	31
202102	0,00	0,00	3,700,926,00	5,096,26	674,000,82	4,374,926,82	1,81%	28
202103	0,00	0,00	3,700,926,00	5,519,00	679,519,82	4,380,445,82	1,77%	31
202104	0,00	0,00	3,700,926,00	5,310,91	684,830,73	4,385,756,73	1,76%	30
202105	0,00	0,00	3,700,926,00	5,673,63	690,504,36	4,391,430,36	1,82%	31
202106	0,00	0,00	3,700,926,00	5,759,64	696,263,99	4,397,189,99	1,91%	30
202107	0,00	0,00	3,700,926,00	5,920,88	702,184,88	4,403,110,88	1,9%	31
202108	0,00	0,00	3,700,926,00	6,198,83	708,383,71	4,409,309,71	1,99%	31
202109	0,00	0,00	3,700,926,00	6,177,90	714,561,61	4,415,487,61	2,05%	30
202110	0,00	0,00	3,700,926,00	6,908,13	721,469,74	4,422,395,74	2,22%	31
202111	0,00	0,00	3,700,926,00	7,964,52	729,434,26	4,430,360,26	2,65%	30
202112	0,00	0,00	3,700,926,00	11,741,59	741,175,86	4,442,101,86	3,8%	31
202201	0,00	0,00	3,700,926,00	10,737,66	751,913,52	4,452,839,52	3,47%	31
202202	0,00	0,00	3,700,926,00	11,999,43	763,912,95	4,464,838,95	4,31%	28
202203	0,00	0,00	3,700,926,00	15,277,61	779,190,56	4,480,116,56	4,97%	31
202204	0,00	0,00	3,700,926,00	17,680,57	796,871,12	4,497,797,12	5,97%	30
202205	0,00	0,00	3,700,926,00	21,446,20	818,317,32	4,519,243,32	7,04%	31
202206	0,00	0,00	3,700,926,00	22,690,07	841,007,39	4,541,933,39	7,72%	30
202207	0,00	0,00	3,700,926,00	28,057,57	869,064,96	4,569,990,96	9,3%	31
202208	0,00	0,00	3,700,926,00	31,718,11	900,783,07	4,601,709,07	10,57%	31
202209	0,00	0,00	3,700,926,00	31,853,72	932,636,79	4,633,562,79	10,99%	30
202210	0,00	0,00	3,700,926,00	34,658,75	967,295,54	4,668,221,54	11,6%	31
202211	0,00	0,00	3,700,926,00	36,356,63	1,003,652,17	4,704,578,17	12,63%	30
202212	0,00	0,00	3,700,926,00	39,794,63	1,043,446,80	4,744,572,80	13,42%	31
202301	0,00	0,00	3,700,926,00	41,164,49	1,084,611,29	4,785,537,29	13,91%	31
202302	0,00	0,00	3,700,926,00	38,566,91	1,122,978,19	4,823,904,19	14,39%	28
202303	0,00	0,00	3,700,926,00	39,486,57	1,162,464,57	4,863,390,57	13,31%	31
202304	0,00	0,00	3,700,926,00	36,083,79	1,198,548,36	4,899,474,36	12,53%	30
202305	0,00	0,00	3,700,926,00	37,405,46	1,235,953,82	4,936,879,82	12,57%	31
202306	0,00	0,00	3,700,926,00	37,418,59	1,273,372,41	4,974,298,41	13,02%	30
202307	0,00	0,00	3,700,926,00	40,242,53	1,313,614,94	5,014,540,94	13,58%	31
202308	0,00	0,00	3,700,926,00	40,606,02	1,354,220,95	5,055,146,95	13,71%	31
202309	0,00	0,00	3,700,926,00	37,554,49	1,391,775,44	5,092,701,44	13,07%	30
202310	0,00	0,00	3,700,926,00	38,869,03	1,430,644,47	5,131,570,47	13,09%	31
202311	0,00	0,00	3,700,926,00	36,710,99	1,467,355,46	5,168,281,46	12,76%	30
202312	0,00	0,00	3,700,926,00	37,574,65	1,504,930,11	5,205,856,11	12,63%	31
202401	0,00	0,00	3,700,926,00	34,715,60	1,539,645,71	5,240,571,71	11,62%	31
TOTALES	159,522,659,00	3,700,926,00		1,539,645,71				

SALDO TOTAL CAPITAL: 3,700,926,00
SALDO TOTAL INTERESES: 1,539,645,71
TOTAL LIQUIDACION CREDITO: 5,240,571,71



ACTUALIZACION LIQUIDACION DE CREDITO Y COSTAS

PENSIONADO LAUREANO TASCÓN VICTORIA CEDULA DE CIUDADANIA 17,070,876

ENTIDAD: CONTRALORIA DEPARTAMENTAL DEL VALLE DEL CAUCA

RESOLUCION No.: 646 de 25-05-10

FECHA DE RECONOCIMIENTO: 2009-11-10

PORCENTAJE DE CONCURRENCIA

CUANTIA INICIAL \$ 6,239,14

PENSION INICIAL \$ 3,258,781,31

PROCESO No. 17-341

0,19%

LEY 68 de 1923 Art. 9	12,00%
FECHA ENVIO CUENTA DE COBRO	06-10-16

FECHA INICIO	30-09-16
FECHA CORTE DE CAPITAL	30-04-17
FECHA CORTE DE INTERESES	30-01-24

CEDULA	FECHA	CONCEPTO	VALOR PAGADO (MESADA)	PARTICIPACION	VALOR CUOTA PARTE	VALOR CUOTA PARTE ACUMULADO	DIAS DE MORA	INTERESES	INTERES ACUMULADO
DTF									
7,18%	30-09-16	PAGO TOTAL MES	\$ 4,111,382,00	0,19%	\$0,00	\$0,00	31	0,00	0,00
7,09%	30-10-16	PAGO TOTAL MES	\$ 4,111,382,00	0,19%	\$0,00	\$0,00	30	0,00	0,00
7,01%	30-11-16	PAGO TOTAL MES	\$ 4,111,382,00	0,19%	\$0,00	\$0,00	31	0,00	0,00
6,92%	30-12-16	PAGO TOTAL MES	\$ 8,222,764,00	0,19%	\$0,00	\$0,00	30	0,00	0,00
6,94%	30-01-17	PAGO TOTAL MES	\$ 4,347,786,00	0,19%	\$0,00	\$0,00	31	0,00	0,00
6,78%	28-02-17	PAGO TOTAL MES	\$ 4,347,786,00	0,19%	\$0,00	\$0,00	29	0,00	0,00
6,65%	30-03-17	PAGO TOTAL MES	\$ 4,347,786,00	0,19%	\$0,00	\$0,00	30	0,00	0,00
6,53%	30-04-17	PAGO TOTAL MES	\$ 4,347,786,00	0,19%	\$2,375,81	\$2,375,81	31	0,00	0,00
6,17%	30-05-17	PAGO TOTAL MES	\$ 0,00	0,19%	\$0,00	\$2,375,81	30	0,00	0,00
5,96%	30-06-17	PAGO TOTAL MES	\$ 0,00	0,19%	\$0,00	\$2,375,81	31	0,00	0,00
5,65%	30-07-17	PAGO TOTAL MES	\$ 0,00	0,19%	\$0,00	\$2,375,81	30	0,00	0,00
5,58%	30-08-17	PAGO TOTAL MES	\$ 0,00	0,19%	\$0,00	\$2,375,81	31	0,00	0,00
5,52%	30-09-17	PAGO TOTAL MES	\$ 0,00	0,19%	\$0,00	\$2,375,81	31	0,00	0,00
5,46%	30-10-17	PAGO TOTAL MES	\$ 0,00	0,19%	\$0,00	\$2,375,81	30	0,00	0,00
5,35%	30-11-17	PAGO TOTAL MES	\$ 0,00	0,19%	\$0,00	\$2,375,81	31	0,00	0,00
5,28%	30-12-17	PAGO TOTAL MES	\$ 0,00	0,19%	\$0,00	\$2,375,81	30	0,00	0,00
5,21%	30-01-18	PAGO TOTAL MES	\$ 0,00	0,19%	\$0,00	\$2,375,81	31	0,00	0,00
5,07%	28-02-18	PAGO TOTAL MES	\$ 0,00	0,19%	\$0,00	\$2,375,81	29	0,00	0,00
5,01%	30-03-18	PAGO TOTAL MES	\$ 0,00	0,19%	\$0,00	\$2,375,81	30	0,00	0,00
4,90%	30-04-18	PAGO TOTAL MES	\$ 0,00	0,19%	\$0,00	\$2,375,81	31	0,00	0,00
4,70%	30-05-18	PAGO TOTAL MES	\$ 0,00	0,19%	\$0,00	\$2,375,81	30	0,00	0,00
4,60%	30-06-18	PAGO TOTAL MES	\$ 0,00	0,19%	\$0,00	\$2,375,81	31	0,00	0,00
4,57%	30-07-18	PAGO TOTAL MES	\$ 0,00	0,19%	\$0,00	\$2,375,81	30	0,00	0,00
4,53%	30-08-18	PAGO TOTAL MES	\$ 0,00	0,19%	\$0,00	\$2,375,81	31	0,00	0,00
4,53%	30-09-18	PAGO TOTAL MES	\$ 0,00	0,19%	\$0,00	\$2,375,81	31	0,00	0,00
4,43%	30-10-18	PAGO TOTAL MES	\$ 0,00	0,19%	\$0,00	\$2,375,81	30	0,00	0,00
4,42%	30-11-18	PAGO TOTAL MES	\$ 0,00	0,19%	\$0,00	\$2,375,81	31	0,00	0,00
4,54%	30-12-18	PAGO TOTAL MES	\$ 0,00	0,19%	\$0,00	\$2,375,81	30	0,00	0,00
4,56%	30-01-19	PAGO TOTAL MES	\$ 0,00	0,19%	\$0,00	\$2,375,81	31	0,00	0,00
4,57%	28-02-19	PAGO TOTAL MES	\$ 0,00	0,19%	\$0,00	\$2,375,81	29	0,00	0,00
4,55%	30-03-19	PAGO TOTAL MES	\$ 0,00	0,19%	\$0,00	\$2,375,81	30	0,00	0,00
4,54%	30-04-19	PAGO TOTAL MES	\$ 0,00	0,19%	\$0,00	\$2,375,81	31	0,00	0,00
4,50%	30-05-19	PAGO TOTAL MES	\$ 0,00	0,19%	\$0,00	\$2,375,81	30	0,00	0,00
4,52%	30-06-19	PAGO TOTAL MES	\$ 0,00	0,19%	\$0,00	\$2,375,81	31	0,00	0,00
4,47%	30-07-19	PAGO TOTAL MES	\$ 0,00	0,19%	\$0,00	\$2,375,81	30	0,00	0,00
4,43%	30-08-19	PAGO TOTAL MES	\$ 0,00	0,19%	\$0,00	\$2,375,81	31	0,00	0,00
4,48%	30-09-19	PAGO TOTAL MES	\$ 0,00	0,19%	\$0,00	\$2,375,81	31	0,00	0,00
4,41%	30-10-19	PAGO TOTAL MES	\$ 0,00	0,19%	\$0,00	\$2,375,81	30	0,00	0,00
4,43%	30-11-19	PAGO TOTAL MES	\$ 0,00	0,19%	\$0,00	\$2,375,81	31	0,00	0,00
4,52%	30-12-19	PAGO TOTAL MES	\$ 0,00	0,19%	\$0,00	\$2,375,81	30	8,76	8,76
4,54%	30-01-20	PAGO TOTAL MES	\$ 0,00	0,19%	\$0,00	\$2,375,81	31	8,66	17,41
4,46%	28-02-20	PAGO TOTAL MES	\$ 0,00	0,19%	\$0,00	\$2,375,81	29	8,98	26,39
4,50%	30-03-20	PAGO TOTAL MES	\$ 0,00	0,19%	\$0,00	\$2,375,81	31	8,25	34,64
4,55%	30-04-20	PAGO TOTAL MES	\$ 0,00	0,19%	\$0,00	\$2,375,81	31	8,90	43,54
4,29%	30-05-20	PAGO TOTAL MES	\$ 0,00	0,19%	\$0,00	\$2,375,81	30	9,00	52,53
3,76%	30-06-20	PAGO TOTAL MES	\$ 0,00	0,19%	\$0,00	\$2,375,81	31	8,22	60,75
3,34%	30-07-20	PAGO TOTAL MES	\$ 0,00	0,19%	\$0,00	\$2,375,81	30	7,46	68,21
2,79%	30-08-20	PAGO TOTAL MES	\$ 0,00	0,19%	\$0,00	\$2,375,81	31	6,42	74,63
2,39%	30-09-20	PAGO TOTAL MES	\$ 0,00	0,19%	\$0,00	\$2,375,81	31	5,56	80,19
2,03%	30-10-20	PAGO TOTAL MES	\$ 0,00	0,19%	\$0,00	\$2,375,81	30	4,77	84,96
1,96%	30-11-20	PAGO TOTAL MES	\$ 0,00	0,19%	\$0,00	\$2,375,81	31	3,93	88,89
1,93%	30-12-20	PAGO TOTAL MES	\$ 0,00	0,19%	\$0,00	\$2,375,81	30	3,92	92,81
1,91%	30-01-21	PAGO TOTAL MES	\$ 0,00	0,19%	\$0,00	\$2,375,81	31	3,74	96,55
1,81%	28-02-21	PAGO TOTAL MES	\$ 0,00	0,19%	\$0,00	\$2,375,81	29	3,82	100,37
1,77%	30-03-21	PAGO TOTAL MES	\$ 0,00	0,19%	\$0,00	\$2,375,81	30	3,39	103,76
1,76%	30-04-21	PAGO TOTAL MES	\$ 0,00	0,19%	\$0,00	\$2,375,81	31	3,43	107,18
1,82%	30-05-21	PAGO TOTAL MES	\$ 0,00	0,19%	\$0,00	\$2,375,81	30	3,52	110,71
1,91%	30-06-21	PAGO TOTAL MES	\$ 0,00	0,19%	\$0,00	\$2,375,81	31	3,52	114,23
1,90%	30-07-21	PAGO TOTAL MES	\$ 0,00	0,19%	\$0,00	\$2,375,81	30	3,82	118,05
1,99%	30-08-21	PAGO TOTAL MES	\$ 0,00	0,19%	\$0,00	\$2,375,81	31	3,68	121,73
2,05%	30-09-21	PAGO TOTAL MES	\$ 0,00	0,19%	\$0,00	\$2,375,81	31	3,96	125,71
2,22%	30-10-21	PAGO TOTAL MES	\$ 0,00	0,19%	\$0,00	\$2,375,81	30	4,10	129,81
2,66%	30-11-21	PAGO TOTAL MES	\$ 0,00	0,19%	\$0,00	\$2,375,81	31	4,29	134,10
3,08%	30-12-21	PAGO TOTAL MES	\$ 0,00	0,19%	\$0,00	\$2,375,81	30	5,28	139,38
3,47%	30-01-22	PAGO TOTAL MES	\$ 0,00	0,19%	\$0,00	\$2,375,81	31	5,93	145,31
4,31%	28-02-22	PAGO TOTAL MES	\$ 0,00	0,19%	\$0,00	\$2,375,81	29	6,89	152,21
4,97%	30-03-22	PAGO TOTAL MES	\$ 0,00	0,19%	\$0,00	\$2,375,81	30	7,98	160,19
							30	9,49	169,68

CEDULA	FECHA	CONCEPTO	VALOR PAGADO (MESADA)	PARTICIPACION	VALOR CUOTA PARTE	VALOR CUOTA PARTE ACUMULADO	DIAS DE MORA	INTERESES	INTERES ACUMULADO
5.97%	30-04-22	PAGO TOTAL MES	\$ 0,00	0,19%	\$0,00	\$2,375,81	31	11,73	181,41
7,04%	30-05-22	PAGO TOTAL MES	\$ 0,00	0,19%	\$0,00	\$2,375,81	30	13,32	194,73
7,72%	30-06-22	PAGO TOTAL MES	\$ 0,00	0,19%	\$0,00	\$2,375,81	31	15,05	209,78
9,30%	30-07-22	PAGO TOTAL MES	\$ 0,00	0,19%	\$0,00	\$2,375,81	30	17,43	227,21
10,57%	30-08-22	PAGO TOTAL MES	\$ 0,00	0,19%	\$0,00	\$2,375,81	31	20,38	247,57
10,99%	30-09-22	PAGO TOTAL MES	\$ 0,00	0,19%	\$0,00	\$2,375,81	31	21,13	268,70
11,60%	30-10-22	PAGO TOTAL MES	\$ 0,00	0,19%	\$0,00	\$2,375,81	30	21,53	290,23
12,63%	30-11-22	PAGO TOTAL MES	\$ 0,00	0,19%	\$0,00	\$2,375,81	31	24,12	314,35
13,42%	30-12-22	PAGO TOTAL MES	\$ 0,00	0,19%	\$0,00	\$2,375,81	30	24,72	339,07
13,91%	30-01-23	PAGO TOTAL MES	\$ 0,00	0,19%	\$0,00	\$2,375,81	31	26,48	365,50
14,39%	28-02-23	PAGO TOTAL MES	\$ 0,00	0,19%	\$0,00	\$2,375,81	29	25,51	391,01
13,31%	30-03-23	PAGO TOTAL MES	\$ 0,00	0,19%	\$0,00	\$2,375,81	30	24,53	415,54
12,53%	30-04-23	PAGO TOTAL MES	\$ 0,00	0,19%	\$0,00	\$2,375,81	31	23,94	439,48
12,57%	30-05-23	PAGO TOTAL MES	\$ 0,00	0,19%	\$0,00	\$2,375,81	30	23,23	462,71
13,02%	30-06-23	PAGO TOTAL MES	\$ 0,00	0,19%	\$0,00	\$2,375,81	31	24,83	487,54
13,58%	30-07-23	PAGO TOTAL MES	\$ 0,00	0,19%	\$0,00	\$2,375,81	30	25,00	512,53
13,71%	30-08-23	PAGO TOTAL MES	\$ 0,00	0,19%	\$0,00	\$2,375,81	31	26,07	538,60
13,07%	30-09-23	PAGO TOTAL MES	\$ 0,00	0,19%	\$0,00	\$2,375,81	31	24,92	563,52
13,09%	30-10-23	PAGO TOTAL MES	\$ 0,00	0,19%	\$0,00	\$2,375,81	30	24,14	587,66
12,76%	30-11-23	PAGO TOTAL MES	\$ 0,00	0,19%	\$0,00	\$2,375,81	31	24,36	612,02
12,63%	30-12-23	PAGO TOTAL MES	\$ 0,00	0,19%	\$0,00	\$2,375,81	30	23,34	635,35
11,62%	30-01-24	PAGO TOTAL MES	\$ 0,00	0,19%	\$0,00	\$2,375,81	31	22,29	657,64

CONSOLIDADO DE LIQUIDACION DE CRÉDITO Y COSTAS

PENSIONADO		LAUREANO TASCÓN VICTORIA	
CEDULA DE CIUDADANIA		17,070,676	
ABONO RESOLUCION No. 603 DEL 02 DE DICIEMBRE DE 2019			
A CAPITAL			\$ 69,725,49
A INTERESES			\$ 9,987,47
SALDO CAPITAL CUOTAS PARTES	CON CORTE A	30-04-17	\$ 2,375,81
INTERESES ANTES DE LEY 1066 DE 2006	CON CORTE A	28-07-06	\$ 0,00
INTERESES LEY 1066 DE 2006	CON CORTE A	30-01-24	\$ 657,64
COSTAS PROCESALES (8%)	PROCESO No.	17-341	\$ 242,68
TOTAL LIQUIDACIÓN DE CRÉDITO Y COSTAS			\$ 3,276,13

ELABORÓ: CCS/DMPM
APROBÓ: RAÚL RUEDA
23/02/2024



ACTUALIZACION LIQUIDACION DE CREDITO Y COSTAS

PENSIONADO PEÑA AYALA JOSE DE JESUS CEDULA DE CIUDADANIA 2,649,814

ENTIDAD : CONTRALORIA DEPARTAMENTAL DEL VALLE DEL CAUCA

RESOLUCION No.: 103 de 10-02-12

FECHA DE RECONOCIMIENTO: 1998-02-05

PORCENTAJE DE CONCURRENCIA

20,15%

CUANTIA INICIAL \$ 231,852,60

LEY 68 de 1923 Art. 9	12,00%
FECHA ENVIO CUENTA DE COBRO	06-10-16

FECHA INICIO	30-01-09
FECHA CORTE DE CAPITAL	30-09-09
FECHA CORTE DE INTERESES	30-01-24

PENSION INICIAL \$ 1,150,392,11

PROCESO No. 17-341

CEDULA	FECHA	CONCEPTO	VALOR PAGADO (MESADA)	PARTICIPACION	VALOR CUOTA PARTE	VALOR CUOTA PARTE ACUMULADO	DIAS DE MORA	INTERESES	INTERES ACUMULADO
DTF									
7,18%	30-09-16	PAGO TOTAL MES	\$ 3,245,408,00	20,15%	\$0,00	\$0,00	31	0,00	0,00
7,09%	30-10-16	PAGO TOTAL MES	\$ 3,245,408,00	20,15%	\$0,00	\$0,00	30	0,00	0,00
7,01%	30-11-16	PAGO TOTAL MES	\$ 3,245,408,00	20,15%	\$0,00	\$0,00	31	0,00	0,00
6,92%	30-12-16	PAGO TOTAL MES	\$ 6,490,816,00	20,15%	\$0,00	\$0,00	30	0,00	0,00
6,94%	30-01-17	PAGO TOTAL MES	\$ 3,432,019,00	20,15%	\$0,00	\$0,00	31	0,00	0,00
6,78%	28-02-17	PAGO TOTAL MES	\$ 3,432,019,00	20,15%	\$0,00	\$0,00	29	0,00	0,00
6,65%	30-03-17	PAGO TOTAL MES	\$ 3,432,019,00	20,15%	\$0,00	\$0,00	30	0,00	0,00
6,53%	30-04-17	PAGO TOTAL MES	\$ 3,432,019,00	20,15%	\$198,922,30	\$198,922,30	31	0,00	0,00
6,17%	30-05-17	PAGO TOTAL MES	\$ 0,00	20,15%	\$0,00	\$198,922,30	30	0,00	0,00
5,96%	30-06-17	PAGO TOTAL MES	\$ 0,00	20,15%	\$0,00	\$198,922,30	31	0,00	0,00
5,65%	30-07-17	PAGO TOTAL MES	\$ 0,00	20,15%	\$0,00	\$198,922,30	30	0,00	0,00
5,58%	30-08-17	PAGO TOTAL MES	\$ 0,00	20,15%	\$0,00	\$198,922,30	31	0,00	0,00
5,52%	30-09-17	PAGO TOTAL MES	\$ 0,00	20,15%	\$0,00	\$198,922,30	31	0,00	0,00
5,46%	30-10-17	PAGO TOTAL MES	\$ 0,00	20,15%	\$0,00	\$198,922,30	30	0,00	0,00
5,35%	30-11-17	PAGO TOTAL MES	\$ 0,00	20,15%	\$0,00	\$198,922,30	31	0,00	0,00
5,28%	30-12-17	PAGO TOTAL MES	\$ 0,00	20,15%	\$0,00	\$198,922,30	30	0,00	0,00
5,21%	30-01-18	PAGO TOTAL MES	\$ 0,00	20,15%	\$0,00	\$198,922,30	31	0,00	0,00
5,07%	28-02-18	PAGO TOTAL MES	\$ 0,00	20,15%	\$0,00	\$198,922,30	29	0,00	0,00
5,01%	30-03-18	PAGO TOTAL MES	\$ 0,00	20,15%	\$0,00	\$198,922,30	30	0,00	0,00
4,90%	30-04-18	PAGO TOTAL MES	\$ 0,00	20,15%	\$0,00	\$198,922,30	31	0,00	0,00
4,70%	30-05-18	PAGO TOTAL MES	\$ 0,00	20,15%	\$0,00	\$198,922,30	30	0,00	0,00
4,60%	30-06-18	PAGO TOTAL MES	\$ 0,00	20,15%	\$0,00	\$198,922,30	31	0,00	0,00
4,57%	30-07-18	PAGO TOTAL MES	\$ 0,00	20,15%	\$0,00	\$198,922,30	30	0,00	0,00
4,53%	30-08-18	PAGO TOTAL MES	\$ 0,00	20,15%	\$0,00	\$198,922,30	31	0,00	0,00
4,53%	30-09-18	PAGO TOTAL MES	\$ 0,00	20,15%	\$0,00	\$198,922,30	31	0,00	0,00
4,43%	30-10-18	PAGO TOTAL MES	\$ 0,00	20,15%	\$0,00	\$198,922,30	30	0,00	0,00
4,42%	30-11-18	PAGO TOTAL MES	\$ 0,00	20,15%	\$0,00	\$198,922,30	31	0,00	0,00
4,54%	30-12-18	PAGO TOTAL MES	\$ 0,00	20,15%	\$0,00	\$198,922,30	30	0,00	0,00
4,56%	30-01-19	PAGO TOTAL MES	\$ 0,00	20,15%	\$0,00	\$198,922,30	31	0,00	0,00
4,57%	28-02-19	PAGO TOTAL MES	\$ 0,00	20,15%	\$0,00	\$198,922,30	29	0,00	0,00
4,55%	30-03-19	PAGO TOTAL MES	\$ 0,00	20,15%	\$0,00	\$198,922,30	30	0,00	0,00
4,54%	30-04-19	PAGO TOTAL MES	\$ 0,00	20,15%	\$0,00	\$198,922,30	31	0,00	0,00
4,50%	30-05-19	PAGO TOTAL MES	\$ 0,00	20,15%	\$0,00	\$198,922,30	30	0,00	0,00
4,52%	30-06-19	PAGO TOTAL MES	\$ 0,00	20,15%	\$0,00	\$198,922,30	31	0,00	0,00
4,47%	30-07-19	PAGO TOTAL MES	\$ 0,00	20,15%	\$0,00	\$198,922,30	30	0,00	0,00
4,43%	30-08-19	PAGO TOTAL MES	\$ 0,00	20,15%	\$0,00	\$198,922,30	31	0,00	0,00
4,48%	30-09-19	PAGO TOTAL MES	\$ 0,00	20,15%	\$0,00	\$198,922,30	31	0,00	0,00
4,41%	30-10-19	PAGO TOTAL MES	\$ 0,00	20,15%	\$0,00	\$198,922,30	30	0,00	0,00
4,43%	30-11-19	PAGO TOTAL MES	\$ 0,00	20,15%	\$0,00	\$198,922,30	31	0,00	0,00
4,52%	30-12-19	PAGO TOTAL MES	\$ 0,00	20,15%	\$0,00	\$198,922,30	30	0,00	0,00
4,54%	30-01-20	PAGO TOTAL MES	\$ 0,00	20,15%	\$0,00	\$198,922,30	31	0,00	0,00
4,46%	28-02-20	PAGO TOTAL MES	\$ 0,00	20,15%	\$0,00	\$198,922,30	29	0,00	0,00
4,50%	30-03-20	PAGO TOTAL MES	\$ 0,00	20,15%	\$0,00	\$198,922,30	31	0,00	0,00
4,55%	30-04-20	PAGO TOTAL MES	\$ 0,00	20,15%	\$0,00	\$198,922,30	31	0,00	0,00
4,29%	30-05-20	PAGO TOTAL MES	\$ 0,00	20,15%	\$0,00	\$198,922,30	30	0,00	0,00
3,76%	30-06-20	PAGO TOTAL MES	\$ 0,00	20,15%	\$0,00	\$198,922,30	31	0,00	0,00
3,34%	30-07-20	PAGO TOTAL MES	\$ 0,00	20,15%	\$0,00	\$198,922,30	30	0,00	0,00
2,79%	30-08-20	PAGO TOTAL MES	\$ 0,00	20,15%	\$0,00	\$198,922,30	31	0,00	0,00
2,39%	30-09-20	PAGO TOTAL MES	\$ 0,00	20,15%	\$0,00	\$198,922,30	31	0,00	0,00
2,03%	30-10-20	PAGO TOTAL MES	\$ 0,00	20,15%	\$0,00	\$198,922,30	30	0,00	0,00
1,96%	30-11-20	PAGO TOTAL MES	\$ 0,00	20,15%	\$0,00	\$198,922,30	31	0,00	0,00
1,93%	30-12-20	PAGO TOTAL MES	\$ 0,00	20,15%	\$0,00	\$198,922,30	30	0,00	0,00
1,91%	30-01-21	PAGO TOTAL MES	\$ 0,00	20,15%	\$0,00	\$198,922,30	31	0,00	0,00
1,61%	28-02-21	PAGO TOTAL MES	\$ 0,00	20,15%	\$0,00	\$198,922,30	29	48,80	48,80
1,77%	30-03-21	PAGO TOTAL MES	\$ 0,00	20,15%	\$0,00	\$198,922,30	30	287,07	335,87
1,76%	30-04-21	PAGO TOTAL MES	\$ 0,00	20,15%	\$0,00	\$198,922,30	31	294,98	630,85
1,82%	30-05-21	PAGO TOTAL MES	\$ 0,00	20,15%	\$0,00	\$198,922,30	30	295,11	925,96
1,91%	30-06-21	PAGO TOTAL MES	\$ 0,00	20,15%	\$0,00	\$198,922,30	31	319,90	1.245,86
1,90%	30-07-21	PAGO TOTAL MES	\$ 0,00	20,15%	\$0,00	\$198,922,30	30	307,97	1.553,83
1,99%	30-08-21	PAGO TOTAL MES	\$ 0,00	20,15%	\$0,00	\$198,922,30	31	333,18	1.887,01
2,05%	30-09-21	PAGO TOTAL MES	\$ 0,00	20,15%	\$0,00	\$198,922,30	31	343,14	2.230,15
2,22%	30-10-21	PAGO TOTAL MES	\$ 0,00	20,15%	\$0,00	\$198,922,30	30	359,32	2.589,47
2,65%	30-11-21	PAGO TOTAL MES	\$ 0,00	20,15%	\$0,00	\$198,922,30	31	442,37	3.031,84
3,08%	30-12-21	PAGO TOTAL MES	\$ 0,00	20,15%	\$0,00	\$198,922,30	30	496,59	3.528,43
3,47%	30-01-22	PAGO TOTAL MES	\$ 0,00	20,15%	\$0,00	\$198,922,30	31	577,14	4.105,58
4,31%	28-02-22	PAGO TOTAL MES	\$ 0,00	20,15%	\$0,00	\$198,922,30	29	668,03	4.773,61
4,97%	30-03-22	PAGO TOTAL MES	\$ 0,00	20,15%	\$0,00	\$198,922,30	30	794,62	5.568,23

CEDULA	FECHA	CONCEPTO	VALOR PAGADO (MESADA)	PARTICIPACION	VALOR CUOTA PARTE	VALOR CUOTA PARTE ACUMULADO	DIAS DE MORA	INTERESES	INTERES ACUMULADO
5.97%	30-04-22	PAGO TOTAL MES	\$ 0.00	20.15%	\$0.00	\$198,922.30	31	982.07	6,550.30
7.04%	30-05-22	PAGO TOTAL MES	\$ 0.00	20.15%	\$0.00	\$198,922.30	30	1,115.43	7,665.73
7.72%	30-06-22	PAGO TOTAL MES	\$ 0.00	20.15%	\$0.00	\$198,922.30	31	1,260.36	8,926.09
9.30%	30-07-22	PAGO TOTAL MES	\$ 0.00	20.15%	\$0.00	\$198,922.30	30	1,459.25	10,385.34
10.57%	30-08-22	PAGO TOTAL MES	\$ 0.00	20.15%	\$0.00	\$198,922.30	31	1,704.83	12,090.17
10.99%	30-09-22	PAGO TOTAL MES	\$ 0.00	20.15%	\$0.00	\$198,922.30	31	1,769.44	13,859.61
11.60%	30-10-22	PAGO TOTAL MES	\$ 0.00	20.15%	\$0.00	\$198,922.30	30	1,802.52	15,662.13
12.63%	30-11-22	PAGO TOTAL MES	\$ 0.00	20.15%	\$0.00	\$198,922.30	31	2,019.61	17,681.74
13.42%	30-12-22	PAGO TOTAL MES	\$ 0.00	20.15%	\$0.00	\$198,922.30	30	2,069.58	19,751.32
13.91%	30-01-23	PAGO TOTAL MES	\$ 0.00	20.15%	\$0.00	\$198,922.30	31	2,212.56	21,963.88
14.39%	28-02-23	PAGO TOTAL MES	\$ 0.00	20.15%	\$0.00	\$198,922.30	29	2,136.24	24,100.12
13.31%	30-03-23	PAGO TOTAL MES	\$ 0.00	20.15%	\$0.00	\$198,922.30	30	2,053.55	26,153.67
12.53%	30-04-23	PAGO TOTAL MES	\$ 0.00	20.15%	\$0.00	\$198,922.30	31	2,004.45	28,158.13
12.57%	30-05-23	PAGO TOTAL MES	\$ 0.00	20.15%	\$0.00	\$198,922.30	30	1,945.35	30,103.48
13.02%	30-06-23	PAGO TOTAL MES	\$ 0.00	20.15%	\$0.00	\$198,922.30	31	2,078.61	32,182.09
13.58%	30-07-23	PAGO TOTAL MES	\$ 0.00	20.15%	\$0.00	\$198,922.30	30	2,092.87	34,274.96
13.71%	30-08-23	PAGO TOTAL MES	\$ 0.00	20.15%	\$0.00	\$198,922.30	31	2,182.55	36,457.50
13.07%	30-09-23	PAGO TOTAL MES	\$ 0.00	20.15%	\$0.00	\$198,922.30	31	2,086.16	38,543.67
13.09%	30-10-23	PAGO TOTAL MES	\$ 0.00	20.15%	\$0.00	\$198,922.30	30	2,021.45	40,565.12
12.76%	30-11-23	PAGO TOTAL MES	\$ 0.00	20.15%	\$0.00	\$198,922.30	31	2,039.30	42,604.42
12.53%	30-12-23	PAGO TOTAL MES	\$ 0.00	20.15%	\$0.00	\$198,922.30	30	1,954.14	44,558.56
11.52%	30-01-24	PAGO TOTAL MES	\$ 0.00	20.15%	\$0.00	\$198,922.30	31	1,865.94	46,424.50

CONSOLIDADO DE LIQUIDACION DE CRÉDITO Y COSTAS

PENSIONADO		PEÑA AYALA JOSE DE JESUS	
CEDULA DE CIUDADANIA		2,649,814	
ABONO RESOLUCION No. 603 DEL 2 DE DICIEMBRE DE 2019			
A CAPITAL			\$ 5,837,033.57
A INTERESES			\$ 836,100.69
ABONO RESOLUCION 097 DEL 12 DE ABRIL 2023			
A INTERESES			\$ 9,372.17
SALDO CAPITAL CUOTAS PARTES	CON CORTE A	30-09-09	\$ 198,922.30
INTERESES ANTES DE LEY 1066 DE 2006	CON CORTE A	28-07-06	\$ 0.00
INTERESES LEY 1066 DE 2006	CON CORTE A	30-01-24	\$ 46,424.50
COSTAS PROCESALES (8%)	PROCESO No.	17-341	\$ 19,827.74
TOTAL LIQUIDACIÓN DE CRÉDITO Y COSTAS			\$ 264,974.55

ELABORÓ: CCS/DMPM
 APROBÓ: RAÚL RUEDA
 22/02/2024

**CONTRALORIA DEPARTAMENTAL DEL VALLE DEL CAUCA
CONSOLIDADO
PROCESO: 17-341**

ITEM	NOMBRE	CEDULA	CAPITAL	INTERESES	COSTASS 8%	TOTAL
1	PEÑA AYALA JOSE DE JESUS	2.649,814	\$ 198,922,30	\$ 46,424,50	\$ 19,627,74	\$ 264,974,55
2	LAUREANO TASCÓN VICTORIA	17.070,676	\$ 2,375,81	\$ 657,64	\$ 242,68	\$ 3,276,13
	TOTAL		\$ 201,298,11	\$ 47,082,14	\$ 19,870,42	\$ 268,250,68

ELABORÓ: CCS/DMIPM

APROBÓ: RAÚL RUEDA

23/02/2024



ACTUALIZACION LIQUIDACION DE CREDITO Y COSTAS

PENSIONADO: GONZALEZ GUETE JORGE CEDULA DE CIUDADANIA: 932,499

ENTIDAD: MUNICIPIO DE MARIA DE LA BAJA

RESOLUCION No.: 129 de 15-02-06

FECHA DE RECONOCIMIENTO: 1992-01-01

PORCENTAJE DE CONCURRENCIA: 46,47%

CUANTIA INICIAL: \$ 1,012,294,43

LEY 68 de 1923 Art. 9 12,00%

FECHA INICIO	30-05-17
FECHA CORTE DE CAPITAL	30-07-17
FECHA CORTE DE INTERESES	30-01-24

PENSION INICIAL: \$ 2,178,278,53

FECHA ENVIO CUENTA DE COBRO: 02-06-17

PROCESO No.: 17-369

CEDULA	FECHA	CONCEPTO	VALOR PAGADO (MESADA)	PARTICIPACION	VALOR CUOTA PARTE	VALOR CUOTA PARTE ACUMULADO	DIAS DE MORA	INTERESES	INTERES ACUMULADO
DTF									
6,17%	30-05-17	PAGO TOTAL MES	\$ 18,442,925,00	46,47%	\$8,570,427,25	\$8,570,427,25	30	0,00	0,00
5,96%	30-06-17	PAGO TOTAL MES	\$ 29,939,596,00	46,47%	\$13,912,930,26	\$22,483,357,51	31	0,00	0,00
5,65%	30-07-17	PAGO TOTAL MES	\$ 18,442,925,00	46,47%	\$8,570,427,25	\$31,053,784,76	30	0,00	0,00
5,58%	30-08-17	PAGO TOTAL MES	\$ 0,00	46,47%	\$0,00	\$31,053,784,76	31	0,00	0,00
5,52%	30-09-17	PAGO TOTAL MES	\$ 0,00	46,47%	\$0,00	\$31,053,784,76	30	0,00	0,00
5,46%	30-10-17	PAGO TOTAL MES	\$ 0,00	46,47%	\$0,00	\$31,053,784,76	31	0,00	0,00
5,35%	30-11-17	PAGO TOTAL MES	\$ 0,00	46,47%	\$0,00	\$31,053,784,76	30	0,00	0,00
5,28%	30-12-17	PAGO TOTAL MES	\$ 0,00	46,47%	\$0,00	\$31,053,784,76	31	0,00	0,00
5,21%	30-01-18	PAGO TOTAL MES	\$ 0,00	46,47%	\$0,00	\$31,053,784,76	30	0,00	0,00
5,07%	28-02-18	PAGO TOTAL MES	\$ 0,00	46,47%	\$0,00	\$31,053,784,76	29	42,108,85	42,108,85
5,01%	30-03-18	PAGO TOTAL MES	\$ 0,00	46,47%	\$0,00	\$31,053,784,76	30	125,024,43	167,133,28
4,90%	30-04-18	PAGO TOTAL MES	\$ 0,00	46,47%	\$0,00	\$31,053,784,76	31	126,424,96	293,558,24
4,70%	30-05-18	PAGO TOTAL MES	\$ 0,00	46,47%	\$0,00	\$31,053,784,76	30	117,448,98	411,007,23
4,60%	30-06-18	PAGO TOTAL MES	\$ 0,00	46,47%	\$0,00	\$31,053,784,76	31	118,841,59	529,848,82
4,57%	30-07-18	PAGO TOTAL MES	\$ 0,00	46,47%	\$0,00	\$31,053,784,76	30	114,266,06	644,114,87
4,53%	30-08-18	PAGO TOTAL MES	\$ 0,00	46,47%	\$0,00	\$31,053,784,76	31	117,069,27	761,184,14
4,53%	30-09-18	PAGO TOTAL MES	\$ 0,00	46,47%	\$0,00	\$31,053,784,76	30	117,069,27	878,253,41
4,43%	30-10-18	PAGO TOTAL MES	\$ 0,00	46,47%	\$0,00	\$31,053,784,76	30	110,834,22	989,087,64
4,42%	30-11-18	PAGO TOTAL MES	\$ 0,00	46,47%	\$0,00	\$31,053,784,76	31	114,282,00	1,103,369,64
4,54%	30-12-18	PAGO TOTAL MES	\$ 0,00	46,47%	\$0,00	\$31,053,784,76	30	113,531,02	1,216,900,66
4,58%	30-01-19	PAGO TOTAL MES	\$ 0,00	46,47%	\$0,00	\$31,053,784,76	31	117,828,97	1,334,729,63
4,57%	28-02-19	PAGO TOTAL MES	\$ 0,00	46,47%	\$0,00	\$31,053,784,76	29	110,450,42	1,445,180,05
4,55%	30-03-19	PAGO TOTAL MES	\$ 0,00	46,47%	\$0,00	\$31,053,784,76	30	113,776,05	1,558,956,10
4,54%	30-04-19	PAGO TOTAL MES	\$ 0,00	46,47%	\$0,00	\$31,053,784,76	31	117,322,53	1,676,278,63
4,50%	30-05-19	PAGO TOTAL MES	\$ 0,00	46,47%	\$0,00	\$31,053,784,76	30	112,550,87	1,788,829,30
4,52%	30-06-19	PAGO TOTAL MES	\$ 0,00	46,47%	\$0,00	\$31,053,784,76	31	116,815,99	1,905,645,29
4,47%	30-07-19	PAGO TOTAL MES	\$ 0,00	46,47%	\$0,00	\$31,053,784,76	30	111,815,18	2,017,460,47
4,43%	30-08-19	PAGO TOTAL MES	\$ 0,00	46,47%	\$0,00	\$31,053,784,76	31	114,535,50	2,131,995,97
4,48%	30-09-19	PAGO TOTAL MES	\$ 0,00	46,47%	\$0,00	\$31,053,784,76	30	115,802,66	2,247,798,64
4,41%	30-10-19	PAGO TOTAL MES	\$ 0,00	46,47%	\$0,00	\$31,053,784,76	31	110,343,62	2,358,142,26
4,43%	30-11-19	PAGO TOTAL MES	\$ 0,00	46,47%	\$0,00	\$31,053,784,76	30	114,535,50	2,472,677,76
4,52%	30-12-19	PAGO TOTAL MES	\$ 0,00	46,47%	\$0,00	\$31,053,784,76	30	113,040,89	2,585,718,65
4,54%	30-01-20	PAGO TOTAL MES	\$ 0,00	46,47%	\$0,00	\$31,053,784,76	31	117,322,53	2,703,041,17
4,46%	28-02-20	PAGO TOTAL MES	\$ 0,00	46,47%	\$0,00	\$31,053,784,76	29	107,844,52	2,810,885,70
4,50%	30-03-20	PAGO TOTAL MES	\$ 0,00	46,47%	\$0,00	\$31,053,784,76	31	116,334,71	2,927,220,40
4,55%	30-04-20	PAGO TOTAL MES	\$ 0,00	46,47%	\$0,00	\$31,053,784,76	30	117,575,76	3,044,796,16
4,29%	30-05-20	PAGO TOTAL MES	\$ 0,00	46,47%	\$0,00	\$31,053,784,76	31	107,398,17	3,152,194,33
3,76%	30-06-20	PAGO TOTAL MES	\$ 0,00	46,47%	\$0,00	\$31,053,784,76	30	97,501,77	3,249,696,09
3,34%	30-07-20	PAGO TOTAL MES	\$ 0,00	46,47%	\$0,00	\$31,053,784,76	31	83,969,61	3,333,665,71
2,79%	30-08-20	PAGO TOTAL MES	\$ 0,00	46,47%	\$0,00	\$31,053,784,76	30	72,661,78	3,406,327,49
2,39%	30-09-20	PAGO TOTAL MES	\$ 0,00	46,47%	\$0,00	\$31,053,784,76	31	62,355,97	3,468,683,46
2,03%	30-10-20	PAGO TOTAL MES	\$ 0,00	46,47%	\$0,00	\$31,053,784,76	30	51,336,52	3,520,019,98
1,96%	30-11-20	PAGO TOTAL MES	\$ 0,00	46,47%	\$0,00	\$31,053,784,76	31	51,236,06	3,571,256,04
1,93%	30-12-20	PAGO TOTAL MES	\$ 0,00	46,47%	\$0,00	\$31,053,784,76	30	48,829,68	3,620,085,72
1,91%	30-01-21	PAGO TOTAL MES	\$ 0,00	46,47%	\$0,00	\$31,053,784,76	31	49,940,26	3,670,025,98
1,81%	28-02-21	PAGO TOTAL MES	\$ 0,00	46,47%	\$0,00	\$31,053,784,76	29	44,280,11	3,714,316,09
1,77%	30-03-21	PAGO TOTAL MES	\$ 0,00	46,47%	\$0,00	\$31,053,784,76	30	44,814,02	3,759,130,11
1,76%	30-04-21	PAGO TOTAL MES	\$ 0,00	46,47%	\$0,00	\$31,053,784,76	31	46,049,38	3,805,179,49
1,82%	30-05-21	PAGO TOTAL MES	\$ 0,00	46,47%	\$0,00	\$31,053,784,76	30	46,069,54	3,851,249,03
1,91%	30-06-21	PAGO TOTAL MES	\$ 0,00	46,47%	\$0,00	\$31,053,784,76	31	49,940,26	3,901,189,29
1,90%	30-07-21	PAGO TOTAL MES	\$ 0,00	46,47%	\$0,00	\$31,053,784,76	30	48,077,18	3,949,266,47
1,99%	30-08-21	PAGO TOTAL MES	\$ 0,00	46,47%	\$0,00	\$31,053,784,76	31	52,013,26	4,001,279,73
2,05%	30-09-21	PAGO TOTAL MES	\$ 0,00	46,47%	\$0,00	\$31,053,784,76	30	53,567,03	4,054,846,76
2,22%	30-10-21	PAGO TOTAL MES	\$ 0,00	46,47%	\$0,00	\$31,053,784,76	31	56,093,33	4,110,940,09
2,65%	30-11-21	PAGO TOTAL MES	\$ 0,00	46,47%	\$0,00	\$31,053,784,76	30	69,058,93	4,179,999,02
3,08%	30-12-21	PAGO TOTAL MES	\$ 0,00	46,47%	\$0,00	\$31,053,784,76	30	77,523,13	4,257,522,15
3,47%	30-01-22	PAGO TOTAL MES	\$ 0,00	46,47%	\$0,00	\$31,053,784,76	31	90,097,72	4,347,619,88
4,31%	28-02-22	PAGO TOTAL MES	\$ 0,00	46,47%	\$0,00	\$31,053,784,76	29	104,266,95	4,451,906,83
4,97%	30-03-22	PAGO TOTAL MES	\$ 0,00	46,47%	\$0,00	\$31,053,784,76	30	124,048,10	4,575,954,93
5,97%	30-04-22	PAGO TOTAL MES	\$ 0,00	46,47%	\$0,00	\$31,053,784,76	31	153,311,68	4,729,266,61
7,04%	30-05-22	PAGO TOTAL MES	\$ 0,00	46,47%	\$0,00	\$31,053,784,76	30	174,129,99	4,903,396,60
7,72%	30-06-22	PAGO TOTAL MES	\$ 0,00	46,47%	\$0,00	\$31,053,784,76	31	196,764,48	5,100,161,08
9,30%	30-07-22	PAGO TOTAL MES	\$ 0,00	46,47%	\$0,00	\$31,053,784,76	30	227,803,72	5,327,964,80
10,57%	30-08-22	PAGO TOTAL MES	\$ 0,00	46,47%	\$0,00	\$31,053,784,76	31	266,140,78	5,594,095,58
10,99%	30-09-22	PAGO TOTAL MES	\$ 0,00	46,47%	\$0,00	\$31,053,784,76	30	276,227,46	5,870,323,04
11,60%	30-10-22	PAGO TOTAL MES	\$ 0,00	46,47%	\$0,00	\$31,053,784,76	31	281,391,61	6,151,714,65
12,63%	30-11-22	PAGO TOTAL MES	\$ 0,00	46,47%	\$0,00	\$31,053,784,76	30	315,281,94	6,466,996,60

CEDULA	FECHA	CONCEPTO	VALOR PAGADO (MESADA)	PARTICIPACION	VALOR CUOTA PARTE	VALOR CUOTA PARTE ACUMULADO	DIAS DE MORA	INTERESES	INTERES ACUMULADO
13.42%	30-12-22	PAGO TOTAL MES	\$ 0,00	46,47%	\$0,00	\$31,053,784,76	30	323,082,30	6,790,078,90
13,91%	30-01-23	PAGO TOTAL MES	\$ 0,00	46,47%	\$0,00	\$31,053,784,76	31	345,403,58	7,135,482,47
14,39%	28-02-23	PAGO TOTAL MES	\$ 0,00	46,47%	\$0,00	\$31,053,784,76	29	333,488,60	7,468,971,08
13,31%	30-03-23	PAGO TOTAL MES	\$ 0,00	46,47%	\$0,00	\$31,053,784,76	30	320,580,03	7,789,551,10
12,53%	30-04-23	PAGO TOTAL MES	\$ 0,00	46,47%	\$0,00	\$31,053,784,76	31	312,915,52	8,102,466,62
12,57%	30-05-23	PAGO TOTAL MES	\$ 0,00	46,47%	\$0,00	\$31,053,784,76	30	303,688,38	8,406,155,01
13,02%	30-06-23	PAGO TOTAL MES	\$ 0,00	46,47%	\$0,00	\$31,053,784,76	31	324,492,67	8,730,647,67
13,58%	30-07-23	PAGO TOTAL MES	\$ 0,00	46,47%	\$0,00	\$31,053,784,76	30	326,717,99	9,057,365,67
13,71%	30-08-23	PAGO TOTAL MES	\$ 0,00	46,47%	\$0,00	\$31,053,784,76	31	340,717,55	9,398,083,22
13,07%	30-09-23	PAGO TOTAL MES	\$ 0,00	46,47%	\$0,00	\$31,053,784,76	31	325,671,43	9,723,754,65
13,09%	30-10-23	PAGO TOTAL MES	\$ 0,00	46,47%	\$0,00	\$31,053,784,76	30	315,568,79	10,039,323,44
12,76%	30-11-23	PAGO TOTAL MES	\$ 0,00	46,47%	\$0,00	\$31,053,784,76	31	318,355,42	10,357,678,86
12,63%	30-12-23	PAGO TOTAL MES	\$ 0,00	46,47%	\$0,00	\$31,053,784,76	30	305,061,77	10,662,740,63
11,62%	30-01-24	PAGO TOTAL MES	\$ 0,00	46,47%	\$0,00	\$31,053,784,76	31	291,292,17	10,954,032,80

CONSOLIDADO DE LIQUIDACION DE CRÉDITO Y COSTAS

PENSIONADO		GONZALEZ GUETE JORGE	
CEDULA DE CIUDADANIA		932,499	
APLICA TITULO RESOLUCION No. 586 DEL 28 DE AGOSTO 2020			
INTERESES AL 30-01-18 Y ABONO 28-02-2018			\$ 1,049,362,40
TOTAL CAPITAL CUOTAS PARTES	CON CORTE A	30-07-17	\$ 31,053,784,76
INTERESES ANTES DE LEY 1066 DE 2006	CON CORTE A	28-07-06	\$ 0,00
INTERESES LEY 1066 DE 2006	CON CORTE A	30-01-24	\$ 10,954,032,80
COSTAS PROCESALES (8%)	PROCESO No.	17-369	\$ 3,360,625,40
TOTAL LIQUIDACIÓN DE CRÉDITO Y COSTAS			\$ 45,368,442,96

ELABORÓ: CCS/DMPM

APROBÓ: RAÚL RUEDA

23/02/2024





LIQUIDACION DE CREDITO Y COSTAS

PENSIONADO CURY LAMBRANO JOSE ELIAS CEDULA DE CIUDADANIA 3,833,749

ENTIDAD: MUNICIPIO DE COROZAL - SUCRE

RESOLUCION No.: 105 de 10-02-12

FECHA DE RECONOCIMIENTO: 1992-01-01

PORCENTAJE DE CONCURRENCIA

10,00%

CUANTIA INICIAL \$ 1,002,002,00

LEY 68 de 1923 Art. 9	12,00%
FECHA ENVIO CUENTA DE COBRO	02-06-17

FECHA INICIO	30-05-17
FECHA CORTE DE CAPITAL	30-07-17
FECHA CORTE DE INTERESES	30-01-24

PENSION INICIAL \$ 10,020,023,00

PROCESO No. 17-379

CEDULA	FECHA	CONCEPTO	VALOR PAGADO (MESADA)	PARTICIPACION	VALOR CUOTA PARTE	VALOR CUOTA PARTE ACUMULADO	DIAS DE MORA	INTERESES	INTERES ACUMULADO
DTF									
6,17%	30-05-17	PAGO TOTAL MES	\$ 12,436,114,00	10,00%	\$1,243,611,40	\$1,243,611,40	30	0,00	0,00
5,96%	30-06-17	PAGO TOTAL MES	\$ 23,501,868,00	10,00%	\$2,350,186,80	\$3,593,798,20	31	6,129,66	6,129,66
5,65%	30-07-17	PAGO TOTAL MES	\$ 12,436,114,00	10,00%	\$1,243,611,40	\$4,837,409,60	30	16,271,31	22,400,96
5,58%	30-08-17	PAGO TOTAL MES	\$ 0,00	10,00%	\$0,00	\$4,837,409,60	31	22,360,09	44,761,05
5,52%	30-09-17	PAGO TOTAL MES	\$ 0,00	10,00%	\$0,00	\$4,837,409,60	31	22,125,47	66,886,52
5,46%	30-10-17	PAGO TOTAL MES	\$ 0,00	10,00%	\$0,00	\$4,837,409,60	30	21,183,03	88,069,55
5,35%	30-11-17	PAGO TOTAL MES	\$ 0,00	10,00%	\$0,00	\$4,837,409,60	31	21,460,04	109,529,59
5,28%	30-12-17	PAGO TOTAL MES	\$ 0,00	10,00%	\$0,00	\$4,837,409,60	30	20,500,90	130,030,49
5,21%	30-01-18	PAGO TOTAL MES	\$ 0,00	10,00%	\$0,00	\$4,837,409,60	31	20,911,31	150,941,80
5,07%	28-02-18	PAGO TOTAL MES	\$ 0,00	10,00%	\$0,00	\$4,837,409,60	29	19,045,85	169,987,46
5,01%	30-03-18	PAGO TOTAL MES	\$ 0,00	10,00%	\$0,00	\$4,837,409,60	30	19,475,71	189,463,16
4,90%	30-04-18	PAGO TOTAL MES	\$ 0,00	10,00%	\$0,00	\$4,837,409,60	31	19,693,87	209,157,04
4,70%	30-05-18	PAGO TOTAL MES	\$ 0,00	10,00%	\$0,00	\$4,837,409,60	30	18,295,64	227,452,67
4,60%	30-06-18	PAGO TOTAL MES	\$ 0,00	10,00%	\$0,00	\$4,837,409,60	31	18,512,57	245,965,25
4,57%	30-07-18	PAGO TOTAL MES	\$ 0,00	10,00%	\$0,00	\$4,837,409,60	30	17,799,82	263,765,06
4,53%	30-08-18	PAGO TOTAL MES	\$ 0,00	10,00%	\$0,00	\$4,837,409,60	31	18,236,49	282,001,55
4,53%	30-09-18	PAGO TOTAL MES	\$ 0,00	10,00%	\$0,00	\$4,837,409,60	31	18,236,49	300,238,04
4,43%	30-10-18	PAGO TOTAL MES	\$ 0,00	10,00%	\$0,00	\$4,837,409,60	30	17,265,22	317,503,27
4,42%	30-11-18	PAGO TOTAL MES	\$ 0,00	10,00%	\$0,00	\$4,837,409,60	31	17,802,30	335,305,57
4,54%	30-12-18	PAGO TOTAL MES	\$ 0,00	10,00%	\$0,00	\$4,837,409,60	30	17,685,32	352,990,89
4,56%	30-01-19	PAGO TOTAL MES	\$ 0,00	10,00%	\$0,00	\$4,837,409,60	31	18,354,83	371,345,72
4,57%	28-02-19	PAGO TOTAL MES	\$ 0,00	10,00%	\$0,00	\$4,837,409,60	29	17,205,44	388,551,16
4,55%	30-03-19	PAGO TOTAL MES	\$ 0,00	10,00%	\$0,00	\$4,837,409,60	30	17,723,49	406,274,64
4,54%	30-04-19	PAGO TOTAL MES	\$ 0,00	10,00%	\$0,00	\$4,837,409,60	31	18,275,94	424,550,58
4,50%	30-05-19	PAGO TOTAL MES	\$ 0,00	10,00%	\$0,00	\$4,837,409,60	30	17,532,60	442,083,19
4,52%	30-06-19	PAGO TOTAL MES	\$ 0,00	10,00%	\$0,00	\$4,837,409,60	31	18,197,04	460,280,22
4,47%	30-07-19	PAGO TOTAL MES	\$ 0,00	10,00%	\$0,00	\$4,837,409,60	30	17,418,03	477,698,25
4,43%	30-08-19	PAGO TOTAL MES	\$ 0,00	10,00%	\$0,00	\$4,837,409,60	31	17,841,79	495,540,04
4,48%	30-09-19	PAGO TOTAL MES	\$ 0,00	10,00%	\$0,00	\$4,837,409,60	31	18,039,18	513,579,23
4,41%	30-10-19	PAGO TOTAL MES	\$ 0,00	10,00%	\$0,00	\$4,837,409,60	30	17,188,80	530,768,03
4,43%	30-11-19	PAGO TOTAL MES	\$ 0,00	10,00%	\$0,00	\$4,837,409,60	31	17,841,79	548,609,82
4,52%	30-12-19	PAGO TOTAL MES	\$ 0,00	10,00%	\$0,00	\$4,837,409,60	30	17,606,97	566,218,79
4,54%	30-01-20	PAGO TOTAL MES	\$ 0,00	10,00%	\$0,00	\$4,837,409,60	31	18,275,94	584,494,73
4,46%	28-02-20	PAGO TOTAL MES	\$ 0,00	10,00%	\$0,00	\$4,837,409,60	29	16,799,50	601,294,23
4,50%	30-03-20	PAGO TOTAL MES	\$ 0,00	10,00%	\$0,00	\$4,837,409,60	31	18,122,06	619,416,29
4,55%	30-04-20	PAGO TOTAL MES	\$ 0,00	10,00%	\$0,00	\$4,837,409,60	31	18,315,39	637,731,68
4,29%	30-05-20	PAGO TOTAL MES	\$ 0,00	10,00%	\$0,00	\$4,837,409,60	30	16,729,97	654,461,65
3,76%	30-06-20	PAGO TOTAL MES	\$ 0,00	10,00%	\$0,00	\$4,837,409,60	31	15,188,36	669,650,01
3,34%	30-07-20	PAGO TOTAL MES	\$ 0,00	10,00%	\$0,00	\$4,837,409,60	30	13,080,38	682,730,39
2,79%	30-08-20	PAGO TOTAL MES	\$ 0,00	10,00%	\$0,00	\$4,837,409,60	31	11,318,90	694,049,29
2,39%	30-09-20	PAGO TOTAL MES	\$ 0,00	10,00%	\$0,00	\$4,837,409,60	31	9,713,51	703,762,81
2,03%	30-10-20	PAGO TOTAL MES	\$ 0,00	10,00%	\$0,00	\$4,837,409,60	30	7,996,96	711,759,77
1,96%	30-11-20	PAGO TOTAL MES	\$ 0,00	10,00%	\$0,00	\$4,837,409,60	31	7,981,31	719,741,07
1,93%	30-12-20	PAGO TOTAL MES	\$ 0,00	10,00%	\$0,00	\$4,837,409,60	30	7,606,45	727,347,53
1,91%	30-01-21	PAGO TOTAL MES	\$ 0,00	10,00%	\$0,00	\$4,837,409,60	31	7,779,45	735,126,98
1,81%	28-02-21	PAGO TOTAL MES	\$ 0,00	10,00%	\$0,00	\$4,837,409,60	29	6,899,30	742,026,28
1,77%	30-03-21	PAGO TOTAL MES	\$ 0,00	10,00%	\$0,00	\$4,837,409,60	30	6,980,91	749,007,19
1,76%	30-04-21	PAGO TOTAL MES	\$ 0,00	10,00%	\$0,00	\$4,837,409,60	31	7,173,35	756,180,55
1,82%	30-05-21	PAGO TOTAL MES	\$ 0,00	10,00%	\$0,00	\$4,837,409,60	30	7,176,49	763,357,04
1,91%	30-06-21	PAGO TOTAL MES	\$ 0,00	10,00%	\$0,00	\$4,837,409,60	31	7,779,45	771,136,49
1,90%	30-07-21	PAGO TOTAL MES	\$ 0,00	10,00%	\$0,00	\$4,837,409,60	30	7,489,23	778,625,72
1,99%	30-08-21	PAGO TOTAL MES	\$ 0,00	10,00%	\$0,00	\$4,837,409,60	31	8,102,38	786,728,10
2,05%	30-09-21	PAGO TOTAL MES	\$ 0,00	10,00%	\$0,00	\$4,837,409,60	31	8,344,42	795,072,52
2,22%	30-10-21	PAGO TOTAL MES	\$ 0,00	10,00%	\$0,00	\$4,837,409,60	30	8,737,95	803,810,46
2,65%	30-11-21	PAGO TOTAL MES	\$ 0,00	10,00%	\$0,00	\$4,837,409,60	31	10,757,67	814,568,13
3,08%	30-12-21	PAGO TOTAL MES	\$ 0,00	10,00%	\$0,00	\$4,837,409,60	30	12,076,18	826,644,31
3,47%	30-01-22	PAGO TOTAL MES	\$ 0,00	10,00%	\$0,00	\$4,837,409,60	31	14,034,99	840,679,31
4,31%	28-02-22	PAGO TOTAL MES	\$ 0,00	10,00%	\$0,00	\$4,837,409,60	29	16,245,32	856,924,63
4,97%	30-03-22	PAGO TOTAL MES	\$ 0,00	10,00%	\$0,00	\$4,837,409,60	30	19,323,62	876,248,25
5,97%	30-04-22	PAGO TOTAL MES	\$ 0,00	10,00%	\$0,00	\$4,837,409,60	31	23,882,16	900,130,40
7,04%	30-05-22	PAGO TOTAL MES	\$ 0,00	10,00%	\$0,00	\$4,837,409,60	30	27,126,13	927,256,54
7,72%	30-06-22	PAGO TOTAL MES	\$ 0,00	10,00%	\$0,00	\$4,837,409,60	31	30,649,47	957,905,01
9,30%	30-07-22	PAGO TOTAL MES	\$ 0,00	10,00%	\$0,00	\$4,837,409,60	30	35,466,17	993,391,18
10,57%	30-08-22	PAGO TOTAL MES	\$ 0,00	10,00%	\$0,00	\$4,837,409,60	31	41,458,13	1,034,849,31
10,99%	30-09-22	PAGO TOTAL MES	\$ 0,00	10,00%	\$0,00	\$4,837,409,60	31	43,029,39	1,077,878,70
11,60%	30-10-22	PAGO TOTAL MES	\$ 0,00	10,00%	\$0,00	\$4,837,409,60	30	43,833,84	1,121,712,54
12,63%	30-11-22	PAGO TOTAL MES	\$ 0,00	10,00%	\$0,00	\$4,837,409,60	31	49,113,11	1,170,825,64

CEDULA	FECHA	CONCEPTO	VALOR PAGADO (MERADA)	PARTICIPACION	VALOR CUOTA PARTE	VALOR CUOTA PARTE ACUMULADO	DIAS DE MORA	INTERESES	INTERES ACUMULADO
13.42%	30-12-22	PAGO TOTAL MES	\$ 0,00	10,00%	\$0,00	\$4,837,409.60	30	50,328.21	1,221,153.85
13.91%	30-01-23	PAGO TOTAL MES	\$ 0,00	10,00%	\$0,00	\$4,837,409.60	31	53,805.31	1,274,959.17
14.39%	28-02-23	PAGO TOTAL MES	\$ 0,00	10,00%	\$0,00	\$4,837,409.60	29	51,949.25	1,326,908.42
13.31%	30-03-23	PAGO TOTAL MES	\$ 0,00	10,00%	\$0,00	\$4,837,409.60	30	49,938.42	1,376,846.84
12.53%	30-04-23	PAGO TOTAL MES	\$ 0,00	10,00%	\$0,00	\$4,837,409.60	31	48,744.48	1,425,591.32
12.57%	30-05-23	PAGO TOTAL MES	\$ 0,00	10,00%	\$0,00	\$4,837,409.60	30	47,307.12	1,472,898.44
13.02%	30-06-23	PAGO TOTAL MES	\$ 0,00	10,00%	\$0,00	\$4,837,409.60	31	50,547.91	1,523,446.35
13.56%	30-07-23	PAGO TOTAL MES	\$ 0,00	10,00%	\$0,00	\$4,837,409.60	30	50,894.56	1,574,340.91
13.71%	30-08-23	PAGO TOTAL MES	\$ 0,00	10,00%	\$0,00	\$4,837,409.60	31	53,075.35	1,627,416.25
13.07%	30-09-23	PAGO TOTAL MES	\$ 0,00	10,00%	\$0,00	\$4,837,409.60	31	50,731.53	1,678,147.79
13.09%	30-10-23	PAGO TOTAL MES	\$ 0,00	10,00%	\$0,00	\$4,837,409.60	30	49,157.79	1,727,305.58
12.76%	30-11-23	PAGO TOTAL MES	\$ 0,00	10,00%	\$0,00	\$4,837,409.60	31	49,591.88	1,776,897.49
12.63%	30-12-23	PAGO TOTAL MES	\$ 0,00	10,00%	\$0,00	\$4,837,409.60	30	47,521.06	1,824,418.52
11.62%	30-01-24	PAGO TOTAL MES	\$ 0,00	10,00%	\$0,00	\$4,837,409.60	31	45,376.10	1,869,794.61

CONSOLIDADO DE LIQUIDACION DE CRÉDITO Y COSTAS

PENSIONADO	CURY LAMBRANO JOSE ELIAS		
CEDULA DE CIUDADANIA	3,833,749		
TOTAL CAPITAL CUOTAS PARTES	CON CORTE A	30-07-17	\$ 4,837,409,60
INTERESES ANTES DE LEY 1066 DE 2006	CON CORTE A	28-07-06	\$ 0,00
INTERESES LEY 1066 DE 2006	CON CORTE A	30-01-24	\$ 1,869,794,61
COSTAS PROCESALES (8%)	PROCESO No.	17-379	\$ 536,576,34
TOTAL LIQUIDACIÓN DE CRÉDITO Y COSTAS			\$ 7,243,780,55

ELABORÓ: CCS/MPM
APROBÓ: RAÚL RUEDA
23/02/2024





LIQUIDACION DE CREDITO Y COSTAS

PENSIONADO AMADOR DE MONTAÑO GLADYS T CEDULA DE CIUDADANIA 25.886.693

PROCESO: 17-380

ENTIDAD: MUNICIPIO DE CHIMA - CORDOBA

CONSOLIDADO DE LIQUIDACION DE CRÉDITO Y COSTAS

PENSIONADO	AMADOR DE MONTAÑO GLADYS T		
CEDULA DE CIUDADANIA	25.886.693		
TOTAL CAPITAL CUOTAS PARTES	CON CORTE A	31-07-17	\$ 3,940,752,00
INTERESES ANTES DE LEY 1066 DE 2006	CON CORTE A	28-07-06	\$ 0,00
INTERESES LEY 1066 DE 2006	CON CORTE A	31-01-24	\$ 1,526,133,10
COSTAS PROCESALES (8%)	PROCESO	17-380	\$ 437,350,81

TOTAL LIQUIDACIÓN DE CRÉDITO Y COSTAS	\$ 5,904,235,91
---------------------------------------	-----------------

ELABORÓ: CCS/DMPM

APROBÓ: RAÚL RUEDA

23/02/2024

REPORTE DE MOVIMIENTOS POR PERIODO CUENTAS POR COBRAR

Pensionado	AMADOR DE MONTANO GLADYS T	Número documento	25886693	Tipo documento	CC
Entidad	MUNICIPIO DE CHIMA	NIT Entidad	800096750	Concurrencia	38,93%
Tipo pensión	Vejez	Resolución	1062	Fecha resolución	23/05/1997
Efectividad	23/05/1997	Mesada	0,00	Estado	
Tipo cotizante	Causante	Fecha defunción	01/01/1900	Grupo pensional	E
Observación					

Entidades:

NIT	Nombre Entidad	Concurrencia	Fecha inicio	Fecha corte de capital	Fecha corte de intereses
800096750	MUNICIPIO DE CHIMA	38,93%	01/05/2017	31/07/2017	31/01/2024
800103935	DEPARTAMENTO DE CORDOBA	18,04%			
899999010	CAJA NACIONAL DE PREVISION SOCIAL EICE EN LIQUIDACION	37,49%			
899999734	FONDO DE PREVISION SOCIAL DEL CONGRESO DE LA REPUBLICA	5,54%			

Sustitutos:

El pensionado no tiene sustitutos

Periodo	Mesada	Valor Cuota Parte	Saldo Capital	Intereses	Saldo Interés	Total Saldos	DTP	Días
201705	2.530.665,00	985.188,00	985.188,00	0,00	0,00	985.188,00	6,17%	31
201706	5.061.330,00	1.970.376,00	2.955.564,00	4.698,85	4.698,85	2.960.262,85	5,96%	30
201707	2.530.665,00	985.188,00	3.940.752,00	13.828,65	18.527,50	3.959.279,50	5,65%	31
201708	0,00	0,00	3.940.752,00	18.215,33	36.742,83	3.977.494,83	5,58%	31
201709	0,00	0,00	3.940.752,00	17.441,43	54.184,26	3.994.936,26	5,52%	30
201710	0,00	0,00	3.940.752,00	17.832,97	72.017,24	4.012.769,24	5,46%	31
201711	0,00	0,00	3.940.752,00	16.916,92	88.934,15	4.029.686,15	5,35%	30
201712	0,00	0,00	3.940.752,00	17.258,68	106.192,84	4.046.944,84	5,28%	31
201801	0,00	0,00	3.940.752,00	17.035,11	123.227,95	4.063.979,95	5,21%	31
201802	0,00	0,00	3.940.752,00	14.979,28	138.207,22	4.078.959,22	5,07%	28
201803	0,00	0,00	3.940.752,00	16.395,56	154.602,79	4.095.354,79	5,01%	31
201804	0,00	0,00	3.940.752,00	15.524,74	170.127,53	4.110.879,53	4,9%	30
201805	0,00	0,00	3.940.752,00	15.402,07	185.529,60	4.126.281,60	4,7%	31
201806	0,00	0,00	3.940.752,00	14.593,57	200.123,17	4.140.875,17	4,6%	30
201807	0,00	0,00	3.940.752,00	14.984,64	215.107,81	4.155.859,81	4,57%	31
201808	0,00	0,00	3.940.752,00	14.856,10	229.963,91	4.170.715,91	4,53%	31
201809	0,00	0,00	3.940.752,00	14.375,95	244.339,86	4.185.091,86	4,53%	30
201810	0,00	0,00	3.940.752,00	14.534,57	258.874,43	4.199.626,43	4,43%	31
201811	0,00	0,00	3.940.752,00	14.033,70	272.908,12	4.213.660,12	4,42%	30
201812	0,00	0,00	3.940.752,00	14.888,24	287.796,36	4.228.548,36	4,54%	31
201901	0,00	0,00	3.940.752,00	14.952,51	302.748,87	4.243.500,87	4,56%	31
201902	0,00	0,00	3.940.752,00	13.552,05	316.280,92	4.257.032,92	4,57%	28
201903	0,00	0,00	3.940.752,00	14.920,38	331.201,29	4.271.953,29	4,55%	31
201904	0,00	0,00	3.940.752,00	14.407,05	345.608,34	4.286.360,34	4,54%	30
201905	0,00	0,00	3.940.752,00	14.759,67	360.368,01	4.301.120,01	4,5%	31
201906	0,00	0,00	3.940.752,00	14.344,85	374.712,86	4.315.464,86	4,52%	30
201907	0,00	0,00	3.940.752,00	14.663,22	389.376,08	4.330.128,08	4,47%	31
201908	0,00	0,00	3.940.752,00	14.534,37	403.910,64	4.344.662,64	4,43%	31
201909	0,00	0,00	3.940.752,00	14.220,42	418.131,07	4.358.883,07	4,48%	30
201910	0,00	0,00	3.940.752,00	14.470,23	432.601,29	4.373.353,29	4,41%	31
201911	0,00	0,00	3.940.752,00	14.064,82	446.666,12	4.387.418,12	4,43%	30
201912	0,00	0,00	3.940.752,00	14.823,96	461.490,08	4.402.242,08	4,52%	31
202001	0,00	0,00	3.940.752,00	14.888,24	476.378,32	4.417.130,32	4,54%	31
202002	0,00	0,00	3.940.752,00	13.685,55	490.063,87	4.430.815,87	4,46%	29
202003	0,00	0,00	3.940.752,00	14.759,67	504.823,54	4.445.575,54	4,5%	31
202004	0,00	0,00	3.940.752,00	14.458,14	519.261,68	4.460.013,68	4,53%	30
202005	0,00	0,00	3.940.752,00	14.083,94	533.345,63	4.474.097,63	4,29%	31
202006	0,00	0,00	3.940.752,00	11.973,21	548.318,84	4.486.070,84	3,76%	30
202007	0,00	0,00	3.940.752,00	11.011,44	556.330,28	4.497.082,28	3,34%	31
202008	0,00	0,00	3.940.752,00	9.220,79	565.551,06	4.506.303,06	2,79%	31
202009	0,00	0,00	3.940.752,00	7.657,45	573.208,51	4.513.960,51	2,39%	30
202010	0,00	0,00	3.940.752,00	6.731,95	579.940,46	4.520.692,46	2,03%	31
202011	0,00	0,00	3.940.752,00	6.291,93	586.232,39	4.526.984,39	1,96%	30
202012	0,00	0,00	3.940.752,00	6.403,21	592.635,60	4.533.387,60	1,93%	31
202101	0,00	0,00	3.940.752,00	6.337,42	598.973,03	4.539.725,03	1,91%	31
202102	0,00	0,00	3.940.752,00	5.426,49	604.399,51	4.545.151,51	1,81%	28
202103	0,00	0,00	3.940.752,00	5.876,61	610.276,12	4.551.028,12	1,77%	31
202104	0,00	0,00	3.940.752,00	5.655,01	615.931,13	4.556.683,13	1,76%	30
202105	0,00	0,00	3.940.752,00	6.041,25	621.972,38	4.562.724,38	1,82%	31

202106	0,00	0,00	3.940.752,00	6.132,81	628.105,20	4.568.857,20	1,91%	30
202107	0,00	0,00	3.940.752,00	6.304,53	634.409,72	4.575.161,72	1,9%	31
202108	0,00	0,00	3.940.752,00	6.600,49	641.010,21	4.581.762,21	1,99%	31
202109	0,00	0,00	3.940.752,00	6.578,18	647.588,39	4.588.340,39	2,05%	30
202110	0,00	0,00	3.940.752,00	7.355,75	654.944,13	4.595.696,13	2,22%	31
202111	0,00	0,00	3.940.752,00	8.480,56	663.424,69	4.604.176,69	2,65%	30
202112	0,00	0,00	3.940.752,00	12.502,39	675.927,08	4.616.679,08	3,8%	31
202201	0,00	0,00	3.940.752,00	11.433,41	687.360,49	4.628.112,49	3,47%	31
202202	0,00	0,00	3.940.752,00	12.776,96	700.137,45	4.640.889,45	4,31%	28
202203	0,00	0,00	3.940.752,00	16.267,52	716.404,97	4.657.156,97	4,97%	31
202204	0,00	0,00	3.940.752,00	18.826,12	735.231,09	4.675.983,09	5,97%	30
202205	0,00	0,00	3.940.752,00	22.835,81	758.066,90	4.698.818,90	7,04%	31
202206	0,00	0,00	3.940.752,00	24.160,19	782.227,09	4.722.979,09	7,72%	30
202207	0,00	0,00	3.940.752,00	29.875,57	812.102,66	4.752.854,66	9,3%	31
202208	0,00	0,00	3.940.752,00	33.773,29	845.875,95	4.786.627,95	10,57%	31
202209	0,00	0,00	3.940.752,00	33.917,57	879.793,52	4.820.545,52	10,99%	30
202210	0,00	0,00	3.940.752,00	36.904,47	916.697,99	4.857.449,99	11,6%	31
202211	0,00	0,00	3.940.752,00	38.712,23	955.410,22	4.896.162,22	12,63%	30
202212	0,00	0,00	3.940.752,00	42.373,14	997.783,36	4.938.535,36	13,42%	31
202301	0,00	0,00	3.940.752,00	43.831,75	1.041.615,10	4.982.367,10	13,91%	31
202302	0,00	0,00	3.940.752,00	40.852,97	1.082.468,07	5.023.220,07	14,39%	28
202303	0,00	0,00	3.940.752,00	42.044,90	1.124.512,97	5.065.264,97	13,31%	31
202304	0,00	0,00	3.940.752,00	38.421,71	1.162.934,69	5.103.686,69	12,53%	30
202305	0,00	0,00	3.940.752,00	39.829,16	1.202.763,85	5.143.515,85	12,57%	31
202306	0,00	0,00	3.940.752,00	39.842,99	1.242.606,84	5.183.358,84	13,02%	30
202307	0,00	0,00	3.940.752,00	42.850,05	1.285.456,89	5.226.208,89	13,58%	31
202308	0,00	0,00	3.940.752,00	43.237,09	1.328.693,98	5.269.445,98	13,71%	31
202309	0,00	0,00	3.940.752,00	39.987,70	1.368.681,68	5.309.433,68	13,07%	30
202310	0,00	0,00	3.940.752,00	41.387,55	1.410.069,23	5.350.821,23	13,09%	31
202311	0,00	0,00	3.940.752,00	39.089,55	1.449.158,78	5.389.910,78	12,76%	30
202312	0,00	0,00	3.940.752,00	40.009,31	1.489.168,09	5.429.920,09	12,63%	31
202401	0,00	0,00	3.940.752,00	36.965,01	1.526.133,10	5.466.885,10	11,62%	31
TOTALES	10.122.660,00	3.940.752,00		1.526.133,10				

SALDO TOTAL CAPITAL: 3.940.752,00
SALDO TOTAL INTERESES: 1.526.133,10
TOTAL LIQUIDACION CREDITO: 5.466.885,10

ACTUALIZACION LIQUIDACIONES DE CREDITO Y COSTAS

 PENSIONADO **CANO MARTINEZ ANTONIO JOSE**

 CEDULA DE CIUDADANIA **534,351**

 ENTIDAD: **DEPARTAMENTO DEL AMAZONAS**

 RESOLUCION No.: **337** de 05-06-13

 FECHA DE RECONOCIMIENTO: **1988-07-16**

PORCENTAJE DE CONCURRENCIA

 CUANTIA INICIAL **\$ 1,000,090,00**

 PENSION INICIAL **\$ 10,423,158,00**

 PROCESO No. **19-080**
9,59%

LEY 68 de 1923 Art. 9	12.00%
FECHA ENVIO CUENTA DE COBRO	02-06-17

FECHA INICIO	30-05-17
FECHA CORTE DE CAPITAL	30-12-18
FECHA CORTE DE INTERESES	30-01-24

CEDULA	FECHA	CONCEPTO	VALOR PAGADO (MESADA)	PARTICIPACION	VALOR CUOTA PARTE	VALOR CUOTA PARTE ACUMULADO	DIAS DE MORSA	INTERESES	INTERES ACUMULADO
DTF									
6.17%	30-05-17	PAGO TOTAL MES	\$ 12,436,115.00	9.59%	\$1,192,623.43	\$1,192,623.43	30	0,00	0,00
5.96%	30-06-17	PAGO TOTAL MES	\$ 23,501,870.00	9.59%	\$2,253,829.33	\$3,446,452.76	31	5,878.34	5,878.34
5.65%	30-07-17	PAGO TOTAL MES	\$ 12,436,115.00	9.59%	\$1,192,623.43	\$4,639,076.19	30	15,604.18	21,482.53
5.58%	30-08-17	PAGO TOTAL MES	\$ 12,436,115.00	9.59%	\$1,192,623.43	\$5,831,699.62	31	21,443.33	42,925.85
5.52%	30-09-17	PAGO TOTAL MES	\$ 12,436,115.00	9.59%	\$1,192,623.43	\$7,024,323.05	31	26,673.18	69,599.03
5.48%	30-10-17	PAGO TOTAL MES	\$ 12,436,115.00	9.59%	\$1,192,623.43	\$8,216,946.48	30	30,759.53	100,358.56
5.35%	30-11-17	PAGO TOTAL MES	\$ 12,436,115.00	9.59%	\$1,192,623.43	\$9,409,569.90	31	36,452.57	136,811.13
5.28%	30-12-17	PAGO TOTAL MES	\$ 24,872,230.00	9.59%	\$2,385,246.86	\$11,794,816.78	30	39,877.58	176,688.81
5.21%	30-01-18	PAGO TOTAL MES	\$ 12,944,752.00	9.59%	\$1,241,401.72	\$13,036,218.48	31	50,987.01	227,675.82
5.07%	28-02-18	PAGO TOTAL MES	\$ 12,944,752.00	9.59%	\$1,241,401.72	\$14,277,620.19	29	51,325.67	279,001.49
5.01%	30-03-18	PAGO TOTAL MES	\$ 12,944,752.00	9.59%	\$1,241,401.72	\$15,519,021.91	30	57,482.57	336,484.06
4.90%	30-04-18	PAGO TOTAL MES	\$ 12,944,752.00	9.59%	\$1,241,401.72	\$16,760,423.63	31	63,180.44	399,664.50
4.70%	30-05-18	PAGO TOTAL MES	\$ 12,944,752.00	9.59%	\$1,241,401.72	\$18,001,825.35	30	63,389.85	463,054.35
4.60%	30-06-18	PAGO TOTAL MES	\$ 24,663,362.00	9.59%	\$2,365,218.33	\$20,367,043.68	31	68,892.26	531,946.61
4.57%	30-07-18	PAGO TOTAL MES	\$ 12,944,752.00	9.59%	\$1,241,401.72	\$21,608,445.40	30	74,942.93	606,889.55
4.53%	30-08-18	PAGO TOTAL MES	\$ 12,944,752.00	9.59%	\$1,241,401.72	\$22,849,847.11	31	81,451.41	688,350.95
4.53%	30-09-18	PAGO TOTAL MES	\$ 12,944,752.00	9.59%	\$1,241,401.72	\$24,091,248.83	31	86,141.35	774,492.30
4.43%	30-10-18	PAGO TOTAL MES	\$ 12,944,752.00	9.59%	\$1,241,401.72	\$25,332,650.55	30	85,984.20	860,476.50
4.42%	30-11-18	PAGO TOTAL MES	\$ 12,944,752.00	9.59%	\$1,241,401.72	\$26,574,052.28	31	93,227.48	953,703.98
4.54%	30-12-18	PAGO TOTAL MES	\$ 25,889,504.00	9.59%	\$2,482,803.43	\$29,056,855.70	30	97,153.35	1,050,857.33
4.56%	30-01-19	PAGO TOTAL MES	\$ 0,00	9.59%	\$0,00	\$29,056,855.70	31	110,251.92	1,161,109.25
4.57%	28-02-19	PAGO TOTAL MES	\$ 0,00	9.59%	\$0,00	\$29,056,855.70	29	103,347.85	1,264,457.10
4.55%	30-03-19	PAGO TOTAL MES	\$ 0,00	9.59%	\$0,00	\$29,056,855.70	30	106,459.63	1,370,916.73
4.54%	30-04-19	PAGO TOTAL MES	\$ 0,00	9.59%	\$0,00	\$29,056,855.70	31	109,778.04	1,480,694.77
4.50%	30-05-19	PAGO TOTAL MES	\$ 0,00	9.59%	\$0,00	\$29,056,855.70	30	105,313.04	1,586,007.82
4.52%	30-06-19	PAGO TOTAL MES	\$ 0,00	9.59%	\$0,00	\$29,056,855.70	31	109,304.08	1,695,311.90
4.47%	30-07-19	PAGO TOTAL MES	\$ 0,00	9.59%	\$0,00	\$29,056,855.70	30	104,624.85	1,799,936.75
4.43%	30-08-19	PAGO TOTAL MES	\$ 0,00	9.59%	\$0,00	\$29,056,855.70	31	107,170.24	1,907,106.99
4.48%	30-09-19	PAGO TOTAL MES	\$ 0,00	9.59%	\$0,00	\$29,056,855.70	31	108,355.92	2,015,462.90
4.41%	30-10-19	PAGO TOTAL MES	\$ 0,00	9.59%	\$0,00	\$29,056,855.70	30	103,247.92	2,118,710.82
4.43%	30-11-19	PAGO TOTAL MES	\$ 0,00	9.59%	\$0,00	\$29,056,855.70	31	107,170.24	2,225,881.06
4.52%	30-12-19	PAGO TOTAL MES	\$ 0,00	9.59%	\$0,00	\$29,056,855.70	30	105,771.74	2,331,652.80
4.54%	30-01-20	PAGO TOTAL MES	\$ 0,00	9.59%	\$0,00	\$29,056,855.70	31	109,778.04	2,441,430.84
4.46%	28-02-20	PAGO TOTAL MES	\$ 0,00	9.59%	\$0,00	\$29,056,855.70	29	100,909.53	2,542,340.37
4.50%	30-03-20	PAGO TOTAL MES	\$ 0,00	9.59%	\$0,00	\$29,056,855.70	31	108,853.75	2,651,194.11
4.42%	30-04-20	PAGO TOTAL MES	\$ 0,00	9.59%	\$0,00	\$29,056,855.70	31	110,014.99	2,761,209.11
3.76%	30-05-20	PAGO TOTAL MES	\$ 0,00	9.59%	\$0,00	\$29,056,855.70	30	100,491.88	2,861,700.98
3.34%	30-06-20	PAGO TOTAL MES	\$ 0,00	9.59%	\$0,00	\$29,056,855.70	31	91,231.87	2,952,932.85
2.79%	30-07-20	PAGO TOTAL MES	\$ 0,00	9.59%	\$0,00	\$29,056,855.70	30	78,589.96	3,031,522.75
2.39%	30-08-20	PAGO TOTAL MES	\$ 0,00	9.59%	\$0,00	\$29,056,855.70	31	67,889.23	3,099,411.98
2.03%	30-09-20	PAGO TOTAL MES	\$ 0,00	9.59%	\$0,00	\$29,056,855.70	31	58,346.14	3,157,758.12
1.96%	30-10-20	PAGO TOTAL MES	\$ 0,00	9.59%	\$0,00	\$29,056,855.70	30	48,035.30	3,205,793.42
1.93%	30-11-20	PAGO TOTAL MES	\$ 0,00	9.59%	\$0,00	\$29,056,855.70	31	47,941.30	3,253,734.72
1.91%	30-01-21	PAGO TOTAL MES	\$ 0,00	9.59%	\$0,00	\$29,056,855.70	30	45,689.66	3,299,504.38
1.81%	28-02-21	PAGO TOTAL MES	\$ 0,00	9.59%	\$0,00	\$29,056,855.70	31	46,728.83	3,346,233.21
1.77%	30-03-21	PAGO TOTAL MES	\$ 0,00	9.59%	\$0,00	\$29,056,855.70	29	41,442.01	3,387,675.22
1.76%	30-04-21	PAGO TOTAL MES	\$ 0,00	9.59%	\$0,00	\$29,056,855.70	30	41,932.23	3,429,607.45
1.82%	30-05-21	PAGO TOTAL MES	\$ 0,00	9.59%	\$0,00	\$29,056,855.70	31	43,088.15	3,472,695.61
1.91%	30-06-21	PAGO TOTAL MES	\$ 0,00	9.59%	\$0,00	\$29,056,855.70	30	43,107.01	3,515,802.62
1.90%	30-07-21	PAGO TOTAL MES	\$ 0,00	9.59%	\$0,00	\$29,056,855.70	31	46,728.83	3,562,531.45
1.99%	30-08-21	PAGO TOTAL MES	\$ 0,00	9.59%	\$0,00	\$29,056,855.70	30	44,985.55	3,607,517.00
2.05%	30-09-21	PAGO TOTAL MES	\$ 0,00	9.59%	\$0,00	\$29,056,855.70	31	48,668.52	3,656,185.53
2.22%	30-10-21	PAGO TOTAL MES	\$ 0,00	9.59%	\$0,00	\$29,056,855.70	31	50,122.38	3,706,307.90
2.65%	30-11-21	PAGO TOTAL MES	\$ 0,00	9.59%	\$0,00	\$29,056,855.70	30	52,486.22	3,758,794.12
3.08%	30-12-21	PAGO TOTAL MES	\$ 0,00	9.59%	\$0,00	\$29,056,855.70	31	64,618.06	3,823,412.18
3.47%	30-01-22	PAGO TOTAL MES	\$ 0,00	9.59%	\$0,00	\$29,056,855.70	30	72,537.97	3,895,950.15
4.31%	28-02-22	PAGO TOTAL MES	\$ 0,00	9.59%	\$0,00	\$29,056,855.70	31	84,303.95	3,980,254.09
4.97%	30-03-22	PAGO TOTAL MES	\$ 0,00	9.59%	\$0,00	\$29,056,855.70	29	97,580.73	4,077,834.82
5.97%	30-04-22	PAGO TOTAL MES	\$ 0,00	9.59%	\$0,00	\$29,056,855.70	30	116,071.13	4,193,905.95
7.04%	30-05-22	PAGO TOTAL MES	\$ 0,00	9.59%	\$0,00	\$29,056,855.70	31	143,452.90	4,337,358.84
7.72%	30-06-22	PAGO TOTAL MES	\$ 0,00	9.59%	\$0,00	\$29,056,855.70	30	162,932.47	4,500,291.32
9.30%	30-07-22	PAGO TOTAL MES	\$ 0,00	9.59%	\$0,00	\$29,056,855.70	31	184,102.09	4,684,393.41
10.57%	30-08-22	PAGO TOTAL MES	\$ 0,00	9.59%	\$0,00	\$29,056,855.70	30	213,154.69	4,897,548.09
10.99%	30-09-22	PAGO TOTAL MES	\$ 0,00	9.59%	\$0,00	\$29,056,855.70	31	249,026.47	5,146,574.56
11.60%	30-10-22	PAGO TOTAL MES	\$ 0,00	9.59%	\$0,00	\$29,056,855.70	31	288,464.51	5,405,039.07
12.63%	30-11-22	PAGO TOTAL MES	\$ 0,00	9.59%	\$0,00	\$29,056,855.70	30	263,296.59	5,668,335.66
13.42%	30-12-22	PAGO TOTAL MES	\$ 0,00	9.59%	\$0,00	\$29,056,855.70	31	295,007.58	5,963,343.24
13.91%	30-01-23	PAGO TOTAL MES	\$ 0,00	9.59%	\$0,00	\$29,056,855.70	30	302,306.33	6,265,649.57
14.39%	28-02-23	PAGO TOTAL MES	\$ 0,00	9.59%	\$0,00	\$29,056,855.70	31	323,192.23	6,588,841.80
13.31%	30-03-23	PAGO TOTAL MES	\$ 0,00	9.59%	\$0,00	\$29,056,855.70	29	312,043.45	6,900,885.26
							30	299,964.97	7,200,850.22

CEDULA	FECHA	CONCEPTO	VALOR PAGADO (MESADA)	PARTICIPACION	VALOR CUOTA PARTE	VALOR CUOTA PARTE ACUMULADO	DIAS DE MORA	INTERESES	INTERES ACUMULADO
12,53%	30-04-23	PAGO TOTAL MES	\$ 0,00	9,59%	\$0,00	\$29,056,855,70	31	292,793,33	7,493,643,55
12,57%	30-05-23	PAGO TOTAL MES	\$ 0,00	9,59%	\$0,00	\$29,056,855,70	30	284,159,55	7,777,803,11
13,02%	30-06-23	PAGO TOTAL MES	\$ 0,00	9,59%	\$0,00	\$29,056,855,70	31	303,626,01	8,081,429,11
13,58%	30-07-23	PAGO TOTAL MES	\$ 0,00	9,59%	\$0,00	\$29,056,855,70	30	305,708,23	8,387,137,34
13,71%	30-08-23	PAGO TOTAL MES	\$ 0,00	9,59%	\$0,00	\$29,056,855,70	31	318,807,54	8,705,944,88
13,07%	30-09-23	PAGO TOTAL MES	\$ 0,00	9,59%	\$0,00	\$29,056,855,70	31	304,728,96	9,010,673,85
13,09%	30-10-23	PAGO TOTAL MES	\$ 0,00	9,59%	\$0,00	\$29,056,855,70	30	295,275,98	9,305,949,83
12,76%	30-11-23	PAGO TOTAL MES	\$ 0,00	9,59%	\$0,00	\$29,056,855,70	31	297,883,42	9,603,833,25
12,63%	30-12-23	PAGO TOTAL MES	\$ 0,00	9,59%	\$0,00	\$29,056,855,70	30	285,444,62	9,889,277,87
11,62%	30-01-24	PAGO TOTAL MES	\$ 0,00	9,59%	\$0,00	\$29,056,855,70	31	272,560,48	10,161,838,35

CONSOLIDADO DE LIQUIDACION DE CRÉDITO Y COSTAS			
PENSIONADO		CANO MARTINEZ ANTONIO JOSE	
CEDULA DE CIUDADANIA		534,351	
TOTAL CAPITAL CUOTAS PARTES	CON CORTE A	30-12-18	\$ 29,056,855,70
INTERESES ANTES DE LEY 1066 DE 2006	CON CORTE A	28-07-06	\$ 0,00
INTERESES LEY 1066 DE 2006	CON CORTE A	30-01-24	\$ 10,161,838,35
COSTAS PROCESALES (8%)	PROCESO No.	19-060	\$ 3,137,495,52
TOTAL LIQUIDACIÓN DE CRÉDITO Y COSTAS			\$ 42,356,189,57

ELABORO: GCS/DMPM
APROBO: RAIL RUEDA
23/02/2004

ACTUALIZACION LIQUIDACIONES DE CREDITO Y COSTAS

PENSIONADO DOMINGUEZ NAVARRO MARIA FULVIA

CEDULA DE CIUDADANIA 40,175,664

ENTIDAD: DEPARTAMENTO DE AMAZONAS

RESOLUCION No.: 1381 de 11-12-01

FECHA DE RECONOCIMIENTO: 1999-09-02

PORCENTAJE DE CONCURRENCIA

CUANTIA INICIAL \$ 647,931,22

PENSION INICIAL \$ 749,691,00

PROCESO No. 19-060

86,43%

LEY 66 de 1923 Art. 9	12,00%
FECHA ENVIO CUENTA DE COBRO	02-06-17

FECHA INICIO	30-05-17
FECHA CORTE DE CAPITAL	30-12-18
FECHA CORTE DE INTERESES	30-01-24

CEDULA	FECHA	CONCEPTO	VALOR PAGADO (MESADA)	PARTICIPACION	VALOR CUOTA PARTE	VALOR CUOTA PARTE ACUMULADO	DIAS DE MORA	INTERESES	INTERES ACUMULADO
DTF									
6,17%	30-05-17	PAGO TOTAL MES	\$ 1,916,527,00	86,43%	\$1,656,454,29	\$1,656,454,29	30	0,00	0,00
5,96%	30-06-17	PAGO TOTAL MES	\$ 3,833,054,00	86,43%	\$3,312,908,57	\$4,969,362,86	31	8,164,53	8,164,53
5,65%	30-07-17	PAGO TOTAL MES	\$ 1,916,527,00	86,43%	\$1,656,454,29	\$6,625,817,14	30	22,499,32	30,663,85
5,58%	30-08-17	PAGO TOTAL MES	\$ 1,916,527,00	86,43%	\$1,656,454,29	\$8,282,271,43	31	30,626,69	61,290,54
5,52%	30-09-17	PAGO TOTAL MES	\$ 1,916,527,00	86,43%	\$1,656,454,29	\$9,938,725,72	31	37,581,66	99,172,21
5,46%	30-10-17	PAGO TOTAL MES	\$ 1,916,527,00	86,43%	\$1,656,454,29	\$11,595,180,00	30	43,521,70	142,893,91
5,35%	30-11-17	PAGO TOTAL MES	\$ 1,916,527,00	86,43%	\$1,656,454,29	\$13,251,634,29	31	51,439,32	194,133,23
5,28%	30-12-17	PAGO TOTAL MES	\$ 3,833,054,00	86,43%	\$3,312,908,57	\$16,564,542,86	30	56,160,32	250,293,55
5,21%	30-01-18	PAGO TOTAL MES	\$ 1,994,913,00	86,43%	\$1,724,203,31	\$18,288,746,17	31	71,605,74	321,899,29
5,07%	28-02-18	PAGO TOTAL MES	\$ 1,994,913,00	86,43%	\$1,724,203,31	\$20,012,949,47	29	72,005,71	393,905,00
5,01%	30-03-18	PAGO TOTAL MES	\$ 1,994,913,00	86,43%	\$1,724,203,31	\$21,737,152,78	30	80,573,35	474,478,35
4,90%	30-04-18	PAGO TOTAL MES	\$ 1,994,913,00	86,43%	\$1,724,203,31	\$23,461,356,08	31	88,495,45	562,973,80
4,70%	30-05-18	PAGO TOTAL MES	\$ 3,989,826,00	86,43%	\$3,448,406,61	\$25,185,559,39	30	88,733,54	651,707,35
4,60%	30-06-18	PAGO TOTAL MES	\$ 1,994,913,00	86,43%	\$1,724,203,31	\$26,909,762,69	31	96,384,13	748,091,47
4,57%	30-07-18	PAGO TOTAL MES	\$ 1,994,913,00	86,43%	\$1,724,203,31	\$28,633,966,00	31	105,362,05	853,453,52
4,53%	30-08-18	PAGO TOTAL MES	\$ 1,994,913,00	86,43%	\$1,724,203,31	\$30,358,169,31	30	114,446,88	967,900,40
4,53%	30-09-18	PAGO TOTAL MES	\$ 1,994,913,00	86,43%	\$1,724,203,31	\$32,082,372,61	31	120,946,93	1,088,847,33
4,43%	30-10-18	PAGO TOTAL MES	\$ 1,994,913,00	86,43%	\$1,724,203,31	\$33,806,575,92	30	120,859,23	1,209,506,56
4,42%	30-11-18	PAGO TOTAL MES	\$ 3,989,826,00	86,43%	\$3,448,406,61	\$35,530,779,23	31	130,757,93	1,340,264,49
4,54%	30-12-18	PAGO TOTAL MES	\$ 0,00	86,43%	\$0,00	\$40,703,389,14	30	136,202,27	1,476,466,76
4,56%	30-01-19	PAGO TOTAL MES	\$ 0,00	86,43%	\$0,00	\$40,703,389,14	31	154,442,98	1,630,909,72
4,57%	28-02-19	PAGO TOTAL MES	\$ 0,00	86,43%	\$0,00	\$40,703,389,14	29	144,771,61	1,775,681,33
4,55%	30-03-19	PAGO TOTAL MES	\$ 0,00	86,43%	\$0,00	\$40,703,389,14	30	149,130,64	1,924,811,98
4,54%	30-04-19	PAGO TOTAL MES	\$ 0,00	86,43%	\$0,00	\$40,703,389,14	31	153,779,14	2,078,591,12
4,50%	30-05-19	PAGO TOTAL MES	\$ 0,00	86,43%	\$0,00	\$40,703,389,14	30	147,524,49	2,226,115,61
4,52%	30-06-19	PAGO TOTAL MES	\$ 0,00	86,43%	\$0,00	\$40,703,389,14	31	153,115,21	2,379,230,82
4,47%	30-07-19	PAGO TOTAL MES	\$ 0,00	86,43%	\$0,00	\$40,703,389,14	30	146,560,45	2,525,791,27
4,43%	30-08-19	PAGO TOTAL MES	\$ 0,00	86,43%	\$0,00	\$40,703,389,14	31	150,126,09	2,675,917,36
4,48%	30-09-19	PAGO TOTAL MES	\$ 0,00	86,43%	\$0,00	\$40,703,389,14	30	151,787,00	2,827,704,36
4,41%	30-10-19	PAGO TOTAL MES	\$ 0,00	86,43%	\$0,00	\$40,703,389,14	31	144,531,62	2,972,335,98
4,43%	30-11-19	PAGO TOTAL MES	\$ 0,00	86,43%	\$0,00	\$40,703,389,14	30	150,126,09	3,122,462,07
4,52%	30-12-19	PAGO TOTAL MES	\$ 0,00	86,43%	\$0,00	\$40,703,389,14	31	148,187,03	3,270,629,10
4,54%	30-01-20	PAGO TOTAL MES	\$ 0,00	86,43%	\$0,00	\$40,703,389,14	30	153,779,14	3,424,408,25
4,46%	28-02-20	PAGO TOTAL MES	\$ 0,00	86,43%	\$0,00	\$40,703,389,14	29	141,355,96	3,565,764,21
4,50%	30-03-20	PAGO TOTAL MES	\$ 0,00	86,43%	\$0,00	\$40,703,389,14	31	152,484,37	3,718,248,58
4,55%	30-04-20	PAGO TOTAL MES	\$ 0,00	86,43%	\$0,00	\$40,703,389,14	30	154,111,07	3,872,359,64
4,29%	30-05-20	PAGO TOTAL MES	\$ 0,00	86,43%	\$0,00	\$40,703,389,14	31	140,770,91	4,013,130,55
3,76%	30-06-20	PAGO TOTAL MES	\$ 0,00	86,43%	\$0,00	\$40,703,389,14	30	127,799,31	4,140,929,86
3,34%	30-07-20	PAGO TOTAL MES	\$ 0,00	86,43%	\$0,00	\$40,703,389,14	31	110,662,20	4,250,992,06
2,79%	30-08-20	PAGO TOTAL MES	\$ 0,00	86,43%	\$0,00	\$40,703,389,14	30	95,240,59	4,346,232,65
2,39%	30-09-20	PAGO TOTAL MES	\$ 0,00	86,43%	\$0,00	\$40,703,389,14	31	81,732,37	4,427,965,02
2,03%	30-10-20	PAGO TOTAL MES	\$ 0,00	86,43%	\$0,00	\$40,703,389,14	30	67,288,75	4,495,253,77
1,96%	30-11-20	PAGO TOTAL MES	\$ 0,00	86,43%	\$0,00	\$40,703,389,14	31	67,157,07	4,562,410,85
1,93%	30-12-20	PAGO TOTAL MES	\$ 0,00	86,43%	\$0,00	\$40,703,389,14	30	64,002,93	4,626,413,78
1,91%	30-01-21	PAGO TOTAL MES	\$ 0,00	86,43%	\$0,00	\$40,703,389,14	31	65,458,62	4,691,872,40
1,81%	28-02-21	PAGO TOTAL MES	\$ 0,00	86,43%	\$0,00	\$40,703,389,14	29	58,052,74	4,749,925,15
1,77%	30-03-21	PAGO TOTAL MES	\$ 0,00	86,43%	\$0,00	\$40,703,389,14	30	58,739,46	4,808,664,61
1,76%	30-04-21	PAGO TOTAL MES	\$ 0,00	86,43%	\$0,00	\$40,703,389,14	31	60,356,69	4,869,023,30
1,82%	30-05-21	PAGO TOTAL MES	\$ 0,00	86,43%	\$0,00	\$40,703,389,14	30	60,385,11	4,929,408,41
1,91%	30-06-21	PAGO TOTAL MES	\$ 0,00	86,43%	\$0,00	\$40,703,389,14	31	63,016,61	5,057,883,64
1,80%	30-07-21	PAGO TOTAL MES	\$ 0,00	86,43%	\$0,00	\$40,703,389,14	30	68,175,78	5,126,059,42
1,99%	30-08-21	PAGO TOTAL MES	\$ 0,00	86,43%	\$0,00	\$40,703,389,14	31	70,212,37	5,196,271,79
2,05%	30-09-21	PAGO TOTAL MES	\$ 0,00	86,43%	\$0,00	\$40,703,389,14	30	73,523,68	5,269,795,46
2,22%	30-10-21	PAGO TOTAL MES	\$ 0,00	86,43%	\$0,00	\$40,703,389,14	31	90,518,19	5,360,313,66
2,65%	30-11-21	PAGO TOTAL MES	\$ 0,00	86,43%	\$0,00	\$40,703,389,14	30	101,612,56	5,461,926,21
3,08%	30-12-21	PAGO TOTAL MES	\$ 0,00	86,43%	\$0,00	\$40,703,389,14	31	118,094,55	5,580,020,76
3,47%	30-01-22	PAGO TOTAL MES	\$ 0,00	86,43%	\$0,00	\$40,703,389,14	29	136,692,91	5,716,713,67
4,31%	28-02-22	PAGO TOTAL MES	\$ 0,00	86,43%	\$0,00	\$40,703,389,14	30	162,584,62	5,879,308,29
4,97%	30-03-22	PAGO TOTAL MES	\$ 0,00	86,43%	\$0,00	\$40,703,389,14	31	200,951,51	6,080,259,80
5,97%	30-04-22	PAGO TOTAL MES	\$ 0,00	86,43%	\$0,00	\$40,703,389,14	30	228,238,87	6,308,498,67
7,04%	30-05-22	PAGO TOTAL MES	\$ 0,00	86,43%	\$0,00	\$40,703,389,14	31	257,893,86	6,566,392,53
7,72%	30-06-22	PAGO TOTAL MES	\$ 0,00	86,43%	\$0,00	\$40,703,389,14	30	298,591,09	6,864,983,62
9,30%	30-07-22	PAGO TOTAL MES	\$ 0,00	86,43%	\$0,00	\$40,703,389,14	31	348,840,95	7,213,824,57
10,57%	30-08-22	PAGO TOTAL MES	\$ 0,00	86,43%	\$0,00	\$40,703,389,14	30	362,061,94	7,575,886,52
10,99%	30-09-22	PAGO TOTAL MES	\$ 0,00	86,43%	\$0,00	\$40,703,389,14	31	368,830,80	7,944,717,32
11,60%	30-10-22	PAGO TOTAL MES	\$ 0,00	86,43%	\$0,00	\$40,703,389,14	30	413,252,16	8,357,969,48
12,63%	30-11-22	PAGO TOTAL MES	\$ 0,00	86,43%	\$0,00	\$40,703,389,14	31	423,476,39	8,781,445,86
13,42%	30-12-22	PAGO TOTAL MES	\$ 0,00	86,43%	\$0,00	\$40,703,389,14	29	452,733,74	9,234,179,61
13,91%	30-01-23	PAGO TOTAL MES	\$ 0,00	86,43%	\$0,00	\$40,703,389,14	30	437,115,33	9,671,295,74
14,39%	28-02-23	PAGO TOTAL MES	\$ 0,00	86,43%	\$0,00	\$40,703,389,14	29	420,196,56	10,091,492,30
13,31%	30-03-23	PAGO TOTAL MES	\$ 0,00	86,43%	\$0,00	\$40,703,389,14	30		

CEDULA	FECHA	CONCEPTO	VALOR PAGADO (MESADA)	PARTICIPACION	VALOR CUOTA PARTE	VALOR CUOTA PARTE ACUMULADO	DIAS DE MORA	INTERESES	INTERES ACUMULADO
12.53%	30-04-23	PAGO TOTAL MES	\$ 0,00	86,43%	\$0,00	\$40,703,389,14	31	410,150,39	10,501,642,69
12,57%	30-05-23	PAGO TOTAL MES	\$ 0,00	86,43%	\$0,00	\$40,703,389,14	30	398,056,04	10,899,698,73
13,02%	30-06-23	PAGO TOTAL MES	\$ 0,00	86,43%	\$0,00	\$40,703,389,14	31	425,325,01	11,325,023,74
13,58%	30-07-23	PAGO TOTAL MES	\$ 0,00	86,43%	\$0,00	\$40,703,389,14	30	428,241,83	11,753,265,57
13,71%	30-08-23	PAGO TOTAL MES	\$ 0,00	86,43%	\$0,00	\$40,703,389,14	31	446,591,59	12,199,857,16
13,07%	30-09-23	PAGO TOTAL MES	\$ 0,00	86,43%	\$0,00	\$40,703,389,14	31	426,870,06	12,626,727,22
13,09%	30-10-23	PAGO TOTAL MES	\$ 0,00	86,43%	\$0,00	\$40,703,389,14	30	413,628,14	13,040,355,36
12,76%	30-11-23	PAGO TOTAL MES	\$ 0,00	86,43%	\$0,00	\$40,703,389,14	31	417,280,89	13,457,636,05
12,63%	30-12-23	PAGO TOTAL MES	\$ 0,00	86,43%	\$0,00	\$40,703,389,14	30	399,856,18	13,857,492,23
11,62%	30-01-24	PAGO TOTAL MES	\$ 0,00	86,43%	\$0,00	\$40,703,389,14	31	381,807,84	14,239,300,07

CONSOLIDADO DE LIQUIDACION DE CRÉDITO Y COSTAS			
PENSIONADO	DOMINGUEZ NAVARRO MARIA FULVIA		
CEDULA DE CIUDADANIA	40,175,664		
TOTAL CAPITAL CUOTAS PARTES	CON CORTE A	30-12-18	\$ 40,703,389,14
INTERESES ANTES DE LEY 1066 DE 2006	CON CORTE A	28-07-06	\$ 0,00
INTERESES LEY 1066 DE 2006	CON CORTE A	30-01-24	14,239,300,07
COSTAS PROCESALES (8%)	PROCESO No.	19-060	\$ 4,395,415,14
TOTAL LIQUIDACIÓN DE CRÉDITO Y COSTAS			\$ 59,338,104,35

ELABORÓ: CCS/DMPM
 APROBÓ: RAÚL RUEDA
 23/02/2024



ACTUALIZACION LIQUIDACIONES DE CREDITO Y COSTAS

PENSIONADO ZAMBRANO PANTOJA HERNANDO EMILIO CEDULA DE CIUDADANIA 17,190,009

ENTIDAD: DEPARTAMENTO DE AMAZONAS

RESOLUCION No.: 665 de 03-04-03

FECHA DE RECONOCIMIENTO: 2002-05-29

PORCENTAJE DE CONCURRENCIA

CUANTIA INICIAL \$ 484,417,22

PENSION INICIAL \$ 10,640,226,08

PROCESO No. 19-060

4.55%

LEY 68 de 1923 Art. 9	12.00%
FECHA ENVIO CUENTA DE COBRO	02-06-17

FECHA INICIO	30-05-17
FECHA CORTE DE CAPITAL	30-12-18
FECHA CORTE DE INTERESES	30-01-24

CEDULA	FECHA	CONCEPTO	VALOR PAGADO (MESEADA)	PARTICIPACION	VALOR CUOTA PARTE	VALOR CUOTA PARTE ACUMULADO	DIAS DE MORA	INTERESES	INTERES ACUMULADO
6.17%	30-05-17	PAGO TOTAL MES	\$ 18,442,925.00	4.55%	\$839,153.09	\$839,153.09	30	0.00	0.00
5.96%	30-06-17	PAGO TOTAL MES	\$ 29,939,596.00	4.55%	\$1,362,251.62	\$2,201,404.71	31	4,136.12	4,136.12
5.65%	30-07-17	PAGO TOTAL MES	\$ 18,442,925.00	4.55%	\$839,153.09	\$3,040,557.79	30	9,967.10	14,103.21
5.58%	30-08-17	PAGO TOTAL MES	\$ 18,442,925.00	4.55%	\$839,153.09	\$3,879,710.88	31	14,054.45	28,157.66
5.52%	30-09-17	PAGO TOTAL MES	\$ 18,442,925.00	4.55%	\$839,153.09	\$4,718,863.97	31	17,745.12	45,902.78
5.46%	30-10-17	PAGO TOTAL MES	\$ 18,442,925.00	4.55%	\$839,153.09	\$5,558,017.06	30	20,663.92	66,566.70
5.35%	30-11-17	PAGO TOTAL MES	\$ 18,442,925.00	4.55%	\$839,153.09	\$6,397,170.14	31	24,656.85	91,223.55
5.28%	30-12-17	PAGO TOTAL MES	\$ 36,885,850.00	4.55%	\$1,678,306.18	\$8,075,476.32	30	27,111.15	118,334.71
5.21%	30-01-18	PAGO TOTAL MES	\$ 19,197,241.00	4.55%	\$873,474.47	\$8,948,950.78	31	34,908.93	153,243.63
5.07%	28-02-18	PAGO TOTAL MES	\$ 19,197,241.00	4.55%	\$873,474.47	\$9,822,425.25	29	35,233.45	188,477.08
5.01%	30-03-18	PAGO TOTAL MES	\$ 19,531,050.00	4.55%	\$888,662.78	\$10,711,088.02	30	39,545.68	228,022.78
4.90%	30-04-18	PAGO TOTAL MES	\$ 20,198,868.00	4.55%	\$919,039.39	\$11,630,127.42	31	43,606.57	271,629.33
4.70%	30-05-18	PAGO TOTAL MES	\$ 19,531,050.00	4.55%	\$888,662.78	\$12,518,790.19	30	43,986.48	315,615.81
4.60%	30-06-18	PAGO TOTAL MES	\$ 31,249,890.00	4.55%	\$1,421,860.44	\$13,940,650.63	31	47,908.91	363,524.72
4.57%	30-07-18	PAGO TOTAL MES	\$ 19,531,050.00	4.55%	\$888,662.78	\$14,829,313.41	30	51,296.26	414,820.98
4.53%	30-08-18	PAGO TOTAL MES	\$ 19,531,050.00	4.55%	\$888,662.78	\$15,717,976.18	31	55,904.84	470,725.82
4.53%	30-09-18	PAGO TOTAL MES	\$ 19,531,050.00	4.55%	\$888,662.78	\$16,606,638.96	31	59,265.00	529,990.82
4.43%	30-10-18	PAGO TOTAL MES	\$ 19,531,050.00	4.55%	\$888,662.78	\$17,495,301.73	30	69,270.84	589,251.66
4.42%	30-11-18	PAGO TOTAL MES	\$ 19,531,050.00	4.55%	\$888,662.78	\$18,383,964.51	31	64,385.01	653,636.67
4.54%	30-12-18	PAGO TOTAL MES	\$ 39,062,100.00	4.55%	\$1,777,325.55	\$20,161,290.06	30	67,210.82	720,847.49
4.56%	30-01-19	PAGO TOTAL MES	\$ 0.00	4.55%	\$0.00	\$20,161,290.06	31	76,499.02	797,346.50
4.57%	28-02-19	PAGO TOTAL MES	\$ 0.00	4.55%	\$0.00	\$20,161,290.06	29	71,708.59	869,055.09
4.55%	30-03-19	PAGO TOTAL MES	\$ 0.00	4.55%	\$0.00	\$20,161,290.06	30	73,867.71	942,922.80
4.54%	30-04-19	PAGO TOTAL MES	\$ 0.00	4.55%	\$0.00	\$20,161,290.06	31	76,170.22	1,019,093.02
4.50%	30-05-19	PAGO TOTAL MES	\$ 0.00	4.55%	\$0.00	\$20,161,290.06	30	73,072.14	1,092,165.16
4.52%	30-06-19	PAGO TOTAL MES	\$ 0.00	4.55%	\$0.00	\$20,161,290.06	31	75,841.36	1,168,006.52
4.47%	30-07-19	PAGO TOTAL MES	\$ 0.00	4.55%	\$0.00	\$20,161,290.06	30	72,594.64	1,240,601.15
4.43%	30-08-19	PAGO TOTAL MES	\$ 0.00	4.55%	\$0.00	\$20,161,290.06	31	74,360.78	1,314,961.93
4.48%	30-09-19	PAGO TOTAL MES	\$ 0.00	4.55%	\$0.00	\$20,161,290.06	31	75,183.46	1,390,145.39
4.41%	30-10-19	PAGO TOTAL MES	\$ 0.00	4.55%	\$0.00	\$20,161,290.06	30	71,639.24	1,461,784.64
4.43%	30-11-19	PAGO TOTAL MES	\$ 0.00	4.55%	\$0.00	\$20,161,290.06	31	74,360.78	1,536,145.41
4.52%	30-12-19	PAGO TOTAL MES	\$ 0.00	4.55%	\$0.00	\$20,161,290.06	30	73,390.41	1,609,535.83
4.54%	30-01-20	PAGO TOTAL MES	\$ 0.00	4.55%	\$0.00	\$20,161,290.06	31	76,170.22	1,685,705.04
4.46%	28-02-20	PAGO TOTAL MES	\$ 0.00	4.55%	\$0.00	\$20,161,290.06	29	70,016.74	1,755,722.78
4.50%	30-03-20	PAGO TOTAL MES	\$ 0.00	4.55%	\$0.00	\$20,161,290.06	31	75,526.89	1,831,251.67
4.55%	30-04-20	PAGO TOTAL MES	\$ 0.00	4.55%	\$0.00	\$20,161,290.06	30	76,334.82	1,907,586.29
4.29%	30-05-20	PAGO TOTAL MES	\$ 0.00	4.55%	\$0.00	\$20,161,290.06	30	69,726.95	1,977,313.24
3.76%	30-06-20	PAGO TOTAL MES	\$ 0.00	4.55%	\$0.00	\$20,161,290.06	31	63,391.83	2,040,615.07
3.34%	30-07-20	PAGO TOTAL MES	\$ 0.00	4.55%	\$0.00	\$20,161,290.06	30	54,516.24	2,095,131.31
2.79%	30-08-20	PAGO TOTAL MES	\$ 0.00	4.55%	\$0.00	\$20,161,290.06	31	47,174.77	2,142,306.08
2.39%	30-09-20	PAGO TOTAL MES	\$ 0.00	4.55%	\$0.00	\$20,161,290.06	31	40,483.85	2,182,789.94
2.03%	30-10-20	PAGO TOTAL MES	\$ 0.00	4.55%	\$0.00	\$20,161,290.06	30	33,329.51	2,216,119.55
1.96%	30-11-20	PAGO TOTAL MES	\$ 0.00	4.55%	\$0.00	\$20,161,290.06	31	33,284.39	2,249,383.93
1.93%	30-12-20	PAGO TOTAL MES	\$ 0.00	4.55%	\$0.00	\$20,161,290.06	30	31,702.07	2,281,086.00
1.91%	30-01-21	PAGO TOTAL MES	\$ 0.00	4.55%	\$0.00	\$20,161,290.06	31	32,423.11	2,313,509.11
1.81%	28-02-21	PAGO TOTAL MES	\$ 0.00	4.55%	\$0.00	\$20,161,290.06	29	28,754.81	2,342,263.92
1.77%	30-03-21	PAGO TOTAL MES	\$ 0.00	4.55%	\$0.00	\$20,161,290.06	30	29,094.96	2,371,358.87
1.78%	30-04-21	PAGO TOTAL MES	\$ 0.00	4.55%	\$0.00	\$20,161,290.06	31	29,897.00	2,401,255.87
1.82%	30-05-21	PAGO TOTAL MES	\$ 0.00	4.55%	\$0.00	\$20,161,290.06	30	29,910.08	2,431,165.95
1.91%	30-06-21	PAGO TOTAL MES	\$ 0.00	4.55%	\$0.00	\$20,161,290.06	31	32,423.11	2,463,589.06
1.90%	30-07-21	PAGO TOTAL MES	\$ 0.00	4.55%	\$0.00	\$20,161,290.06	30	31,213.52	2,494,802.58
1.99%	30-08-21	PAGO TOTAL MES	\$ 0.00	4.55%	\$0.00	\$20,161,290.06	31	33,768.97	2,528,571.55
2.05%	30-09-21	PAGO TOTAL MES	\$ 0.00	4.55%	\$0.00	\$20,161,290.06	31	34,777.74	2,563,349.29
2.22%	30-10-21	PAGO TOTAL MES	\$ 0.00	4.55%	\$0.00	\$20,161,290.06	30	26,417.91	2,599,767.20
2.65%	30-11-21	PAGO TOTAL MES	\$ 0.00	4.55%	\$0.00	\$20,161,290.06	31	44,835.67	2,644,602.86
3.08%	30-12-21	PAGO TOTAL MES	\$ 0.00	4.55%	\$0.00	\$20,161,290.06	30	50,330.95	2,694,933.81
3.47%	30-01-22	PAGO TOTAL MES	\$ 0.00	4.55%	\$0.00	\$20,161,290.06	31	58,494.85	2,753,428.66
4.31%	28-02-22	PAGO TOTAL MES	\$ 0.00	4.55%	\$0.00	\$20,161,290.06	29	67,707.03	2,821,135.68
4.97%	30-03-22	PAGO TOTAL MES	\$ 0.00	4.55%	\$0.00	\$20,161,290.06	30	80,536.71	2,901,672.40
5.97%	30-04-22	PAGO TOTAL MES	\$ 0.00	4.55%	\$0.00	\$20,161,290.06	31	99,535.73	3,001,208.13
7.04%	30-05-22	PAGO TOTAL MES	\$ 0.00	4.55%	\$0.00	\$20,161,290.06	30	113,051.77	3,114,259.90
7.72%	30-06-22	PAGO TOTAL MES	\$ 0.00	4.55%	\$0.00	\$20,161,290.06	31	127,740.44	3,242,000.34
9.30%	30-07-22	PAGO TOTAL MES	\$ 0.00	4.55%	\$0.00	\$20,161,290.06	30	147,898.78	3,389,899.12
10.57%	30-08-22	PAGO TOTAL MES	\$ 0.00	4.55%	\$0.00	\$20,161,290.06	31	172,788.85	3,562,687.77
10.98%	30-09-22	PAGO TOTAL MES	\$ 0.00	4.55%	\$0.00	\$20,161,290.06	31	179,337.30	3,742,025.07
11.60%	30-10-22	PAGO TOTAL MES	\$ 0.00	4.55%	\$0.00	\$20,161,290.06	30	182,690.07	3,924,715.13
12.52%	30-11-22	PAGO TOTAL MES	\$ 0.00	4.55%	\$0.00	\$20,161,290.06	31	204,692.95	4,129,408.08
13.42%	30-12-22	PAGO TOTAL MES	\$ 0.00	4.55%	\$0.00	\$20,161,290.06	30	209,757.23	4,339,165.31
13.91%	30-01-23	PAGO TOTAL MES	\$ 0.00	4.55%	\$0.00	\$20,161,290.06	31	224,249.05	4,563,414.36
14.39%	28-02-23	PAGO TOTAL MES	\$ 0.00	4.55%	\$0.00	\$20,161,290.06	29	218,513.40	4,779,927.76
13.31%	30-03-23	PAGO TOTAL MES	\$ 0.00	4.55%	\$0.00	\$20,161,290.06	30	208,132.66	4,988,060.42
12.53%	30-04-23	PAGO TOTAL MES	\$ 0.00	4.55%	\$0.00	\$20,161,290.06	31	203,156.57	5,191,217.00
12.57%	30-05-23	PAGO TOTAL MES	\$ 0.00	4.55%	\$0.00	\$20,161,290.06	30	197,165.97	5,388,382.97
13.02%	30-06-23	PAGO TOTAL MES	\$ 0.00	4.55%	\$0.00	\$20,161,290.06	31	210,672.90	5,599,055.88
13.59%	30-07-23	PAGO TOTAL MES	\$ 0.00	4.55%	\$0.00	\$20,161,290.06	30	212,117.68	5,811,173.53
13.71%	30-08-23	PAGO TOTAL MES	\$ 0.00	4.55%	\$0.00	\$20,161,290.06	31	221,206.71	6,032,380.23

CEDULA	FECHA	CONCEPTO	VALOR PAGADO (MESADA)	PARTICIPACION	VALOR CUOTA PARTE	VALOR CUOTA PARTE AGUMULADO	DIAS DE MORA	INTERESES	INTERES AGUMULADO
13,07%	30-09-23	PAGO TOTAL MES	\$ 0,00	4,55%	\$0,00	\$20,161,290,06	31	211,438,19	6,243,818,42
13,09%	30-10-23	PAGO TOTAL MES	\$ 0,00	4,55%	\$0,00	\$20,161,290,06	30	204,879,18	6,448,697,60
12,76%	30-11-23	PAGO TOTAL MES	\$ 0,00	4,55%	\$0,00	\$20,161,290,06	31	206,888,37	6,655,385,97
12,63%	30-12-23	PAGO TOTAL MES	\$ 0,00	4,55%	\$0,00	\$20,161,290,06	30	198,057,62	6,853,443,59
11,62%	30-01-24	PAGO TOTAL MES	\$ 0,00	4,55%	\$0,00	\$20,161,290,06	31	189,117,88	7,042,581,47

CONSOLIDADO DE LIQUIDACION DE CRÉDITO Y COSTAS

PENSIONADO		ZAMBRANO PANTOJA HERNANDO EMILIO	
CEDULA DE CIUDADANIA		17,190,009	
TOTAL CAPITAL CUOTAS PARTES	CON CORTE A	30-12-18	\$ 20,161,290,06
INTERESES ANTES DE LEY 1066 DE 2006	CON CORTE A	28-07-06	\$ 0,00
INTERESES LEY 1066 DE 2006	CON CORTE A	30-01-24	7,042,581,47
COSTAS PROCESALES (8%)	PROCESO No.	19-060	\$ 2,176,308,12
TOTAL LIQUIDACIÓN DE CRÉDITO Y COSTAS			\$ 29,380,159,65

ELABORÓ: COSOMPM
APROBÓ: RAÚL RUEDA
23/02/2024

**DEPARTAMENTO DEL AMAZONAS
CONSOLIDADO
PROCESO: 19-060**

ITEM	NOMBRE	CEDULA	CAPITAL	INTERESES	COSTAS 8%	TOTAL
1	CANO MARTINEZ ANTONIO JOSE	534,351	\$ 29,056,855,70	\$ 10,161,838,35	\$ 3,137,495,52	\$ 42,356,189,57
2	DOMINGUEZ NAVARRO MARIA FULVIA	40,175,664	\$ 40,703,389,14	\$ 14,239,300,07	\$ 4,395,415,14	\$ 59,338,104,35
3	ZAMBRANO PANTOJA HERNANDO EMILIO	17,190,009	\$ 20,161,290,06	\$ 7,042,561,47	\$ 2,176,308,12	\$ 29,380,159,65
	TOTAL		\$ 89,921,534,90	\$ 31,443,699,89	\$ 9,709,218,78	\$ 131,074,453,57

ELABORÓ: CCS/DMPM

APROBÓ: RAÚL RUEDA

23/02/2024





ACTUALIZACION LIQUIDACION DE CREDITO Y COSTAS

PENSIONADO TASCON VICTORIA LAUREANO CEDULA DE CIUDADANIA 17,070,676
 PROCESO: 22-032
 ENTIDAD:

CONSOLIDADO DE LIQUIDACION DE CRÉDITO Y COSTAS

PENSIONADO CEDULA DE CIUDADANIA	TASCON VICTORIA LAUREANO 17,070,676		
TOTAL CAPITAL CUOTAS PARTES	CON CORTE A	31-08-21	\$ 28,074,00
INTERESES ANTES DE LEY 1066 DE 2006	CON CORTE A	28-07-06	\$ 0,00
INTERESES LEY 1066 DE 2006	CON CORTE A	31-01-24	6,351,95
COSTAS PROCESALES (8%)	PROCESO	22-032	\$ 2,754,08

TOTAL LIQUIDACIÓN DE CRÉDITO Y COSTAS	\$ 37,180,03
--	---------------------

ELABORÓ: CCSIDMPM
 APROBÓ: RALIL RUEDA
 22/02/2024



REPORTE DE MOVIMIENTOS POR PERIODO CUENTAS POR COBRAR



Pensionado	TASCON VICTORIA LAUREANO	Número documento	17070676	Tipo documento	CC
Entidad	CONTRALORIA DEPARTAMENTAL DEL VALLE DEL CAUCA	NIT Entidad	800090735	Concurrencia	.19%
Tipo pensión	Vejez	Resolución	0646	Fecha resolución	25/05/2010
Efectividad	10/11/2009	Mesada	0,00	Estado	
Tipo cotizante	Causante	Fecha defunción	01/01/1900	Grupo pensional	E
Observación					

Entidades:

NIT	Nombre Entidad	Concurrencia	Fecha inicio	Fecha corte de capital	Fecha corte de intereses
800090735	CONTRALORIA DEPARTAMENTAL DEL VALLE DEL CAUCA	.19%	01/06/2021	31/08/2021	31/01/2024
860013816	INSTITUTO DE SEGUROS SOCIALES	10,78%			
890399029	DEPARTAMENTO DEL VALLE DEL CAUCA	16,96%			
899999010	CAJA NACIONAL DE PREVISION SOCIAL EICE EN LIQUIDACION	32,12%			
899999734	FONDO DE PREVISION SOCIAL DEL CONGRESO DE LA REPUBLICA	39,95%			

Sustitutos: El pensionado no tiene sustitutos

Periodo	Mesada	Valor Cuota Parte	Saldo Capital	Intereses	Saldo Interés	Total Saldos	DTT	Días
202106	4.925.002,00	9.358,00	9.358,00	0,00	0,00	9.358,00	1,91%	30
202107	4.925.002,00	9.358,00	18.716,00	14,97	14,97	18.730,97	1,9%	31
202108	4.925.002,00	9.358,00	28.074,00	31,35	46,32	28.120,32	1,99%	31
202109	0,00	0,00	28.074,00	46,86	93,18	28.167,18	2,05%	30
202110	0,00	0,00	28.074,00	52,40	145,58	28.219,58	2,22%	31
202111	0,00	0,00	28.074,00	60,42	206,00	28.280,00	2,65%	30
202112	0,00	0,00	28.074,00	89,07	295,07	28.369,07	3,8%	31
202201	0,00	0,00	28.074,00	81,45	376,52	28.450,52	3,47%	31
202202	0,00	0,00	28.074,00	91,02	467,54	28.541,54	4,31%	28
202203	0,00	0,00	28.074,00	115,89	583,43	28.657,43	4,97%	31
202204	0,00	0,00	28.074,00	134,12	717,55	28.791,55	5,97%	30
202205	0,00	0,00	28.074,00	162,68	880,23	28.954,23	7,04%	31
202206	0,00	0,00	28.074,00	172,12	1.052,35	29.126,35	7,72%	30
202207	0,00	0,00	28.074,00	212,83	1.265,19	29.339,19	9,3%	31
202208	0,00	0,00	28.074,00	240,60	1.505,79	29.579,79	10,57%	31
202209	0,00	0,00	28.074,00	241,63	1.747,42	29.821,42	10,99%	30
202210	0,00	0,00	28.074,00	262,91	2.010,32	30.084,32	11,6%	31
202211	0,00	0,00	28.074,00	275,79	2.286,11	30.360,11	12,63%	30
202212	0,00	0,00	28.074,00	301,87	2.587,98	30.661,98	13,42%	31
202301	0,00	0,00	28.074,00	312,26	2.900,24	30.974,24	13,91%	31
202302	0,00	0,00	28.074,00	291,04	3.191,27	31.265,27	14,39%	28
202303	0,00	0,00	28.074,00	299,53	3.490,80	31.564,80	13,31%	31
202304	0,00	0,00	28.074,00	273,72	3.764,52	31.838,52	12,53%	30
202305	0,00	0,00	28.074,00	283,74	4.048,26	32.122,26	12,57%	31
202306	0,00	0,00	28.074,00	283,84	4.332,11	32.406,11	13,02%	30
202307	0,00	0,00	28.074,00	305,26	4.637,37	32.711,37	13,58%	31
202308	0,00	0,00	28.074,00	308,02	4.945,39	33.019,39	13,71%	31
202309	0,00	0,00	28.074,00	284,87	5.230,27	33.304,27	13,07%	30
202310	0,00	0,00	28.074,00	294,85	5.525,11	33.599,11	13,09%	31
202311	0,00	0,00	28.074,00	278,47	5.803,59	33.877,59	12,76%	30
202312	0,00	0,00	28.074,00	285,03	6.088,61	34.162,61	12,63%	31
202401	0,00	0,00	28.074,00	263,34	6.351,95	34.425,95	11,62%	31
TOTALES	14.775.006,00	28.074,00		6.351,95				

SALDO TOTAL CAPITAL: 28.074,00
 SALDO TOTAL INTERESES: 6.351,95
 TOTAL LIQUIDACION CREDITO: 34.425,95

ACTUALIZACION LIQUIDACION DE CREDITO Y COSTAS

 PENSIONADO **QUINTERO FRANCO MARIO** CEDULA DE CIUDADANIA **4,481,596**

 ENTIDAD: **MUNICIPIO DE PENNSILVANIA**

 RESOLUCION No.: **407** de 28-03-96

 FECHA DE RECONOCIMIENTO: **1996-05-01**

PORCENTAJE DE CONCURRENCIA

45,77%

 CUANTIA INICIAL **\$ 241,868,71**

LEY 68 de 1923 Art. 9	12,00%
-----------------------	--------

 PENSION INICIAL **\$ 528,048,06**

FECHA ENVIO CUENTA DE COBRO	11-02-21
-----------------------------	----------

FECHA INICIO	30-01-21
FECHA CORTE DE CAPITAL	30-08-21
FECHA CORTE DE INTERESES	30-01-24

 PROCESO No. **22-076**

CEDULA	FECHA	CONCEPTO	VALOR PAGADO (MESADA)	PARTICIPACION	VALOR CUOTA PARTE	VALOR CUOTA PARTE ACUMULADO	DIAS DE MORA	INTERESES	INTERES ACUMULADO
DTF									
1,91%	30-01-21	PAGO TOTAL MES	\$ 3,174,834,00	45,77%	\$1,453,121,52	\$1,453,121,52	31	0,00	0,00
1,81%	28-02-21	PAGO TOTAL MES	\$ 3,174,834,00	45,77%	\$1,453,121,52	\$2,906,243,04	29	2,072,50	2,072,50
1,77%	30-03-21	PAGO TOTAL MES	\$ 3,174,834,00	45,77%	\$1,453,121,52	\$4,359,364,57	30	4,194,03	6,266,53
1,76%	30-04-21	PAGO TOTAL MES	\$ 3,174,834,00	45,77%	\$1,453,121,52	\$5,812,486,09	31	6,464,46	12,730,99
1,82%	30-05-21	PAGO TOTAL MES	\$ 3,174,834,00	45,77%	\$1,453,121,52	\$7,265,607,61	30	8,623,06	21,354,04
1,91%	30-06-21	PAGO TOTAL MES	\$ 6,349,668,00	45,77%	\$2,906,243,04	\$10,171,850,65	31	11,884,45	33,038,49
1,90%	30-07-21	PAGO TOTAL MES	\$ 3,174,834,00	45,77%	\$1,453,121,52	\$11,624,972,17	30	15,747,96	48,786,46
1,99%	30-08-21	PAGO TOTAL MES	\$ 3,174,834,00	45,77%	\$1,453,121,52	\$13,078,093,70	31	19,471,14	68,257,60
2,05%	30-09-21	PAGO TOTAL MES	\$ 0,00	45,77%	\$0,00	\$13,078,093,70	31	22,566,40	90,817,00
2,22%	30-10-21	PAGO TOTAL MES	\$ 0,00	45,77%	\$0,00	\$13,078,093,70	30	23,623,33	114,440,33
2,65%	30-11-21	PAGO TOTAL MES	\$ 0,00	45,77%	\$0,00	\$13,078,093,70	31	29,083,71	143,524,03
3,08%	30-12-21	PAGO TOTAL MES	\$ 0,00	45,77%	\$0,00	\$13,078,093,70	30	32,648,35	176,172,38
3,47%	30-01-22	PAGO TOTAL MES	\$ 0,00	45,77%	\$0,00	\$13,078,093,70	31	37,944,05	214,116,44
4,31%	28-02-22	PAGO TOTAL MES	\$ 0,00	45,77%	\$0,00	\$13,078,093,70	29	43,919,75	258,036,19
4,97%	30-03-22	PAGO TOTAL MES	\$ 0,00	45,77%	\$0,00	\$13,078,093,70	30	52,242,03	310,278,22
5,97%	30-04-22	PAGO TOTAL MES	\$ 0,00	45,77%	\$0,00	\$13,078,093,70	31	64,566,19	374,844,40
7,04%	30-05-22	PAGO TOTAL MES	\$ 0,00	45,77%	\$0,00	\$13,078,093,70	30	73,333,68	448,178,09
7,72%	30-06-22	PAGO TOTAL MES	\$ 0,00	45,77%	\$0,00	\$13,078,093,70	31	82,851,83	531,039,92
9,30%	30-07-22	PAGO TOTAL MES	\$ 0,00	45,77%	\$0,00	\$13,078,093,70	30	95,938,01	626,977,93
10,57%	30-08-22	PAGO TOTAL MES	\$ 0,00	45,77%	\$0,00	\$13,078,093,70	31	112,083,41	739,061,34
10,99%	30-09-22	PAGO TOTAL MES	\$ 0,00	45,77%	\$0,00	\$13,078,093,70	31	116,331,35	855,392,69
11,60%	30-10-22	PAGO TOTAL MES	\$ 0,00	45,77%	\$0,00	\$13,078,093,70	30	118,506,20	973,898,89
12,63%	30-11-22	PAGO TOTAL MES	\$ 0,00	45,77%	\$0,00	\$13,078,093,70	31	132,778,88	1,106,677,76
13,42%	30-12-22	PAGO TOTAL MES	\$ 0,00	45,77%	\$0,00	\$13,078,093,70	30	136,063,95	1,242,741,71
13,91%	30-01-23	PAGO TOTAL MES	\$ 0,00	45,77%	\$0,00	\$13,078,093,70	31	145,464,41	1,388,206,12
14,39%	28-02-23	PAGO TOTAL MES	\$ 0,00	45,77%	\$0,00	\$13,078,093,70	29	140,446,49	1,528,652,61
13,31%	30-03-23	PAGO TOTAL MES	\$ 0,00	45,77%	\$0,00	\$13,078,093,70	30	135,010,13	1,663,662,75
12,53%	30-04-23	PAGO TOTAL MES	\$ 0,00	45,77%	\$0,00	\$13,078,093,70	31	131,782,28	1,795,445,02
12,57%	30-05-23	PAGO TOTAL MES	\$ 0,00	45,77%	\$0,00	\$13,078,093,70	30	127,896,33	1,923,341,35
13,02%	30-06-23	PAGO TOTAL MES	\$ 0,00	45,77%	\$0,00	\$13,078,093,70	31	136,657,92	2,059,999,27
13,58%	30-07-23	PAGO TOTAL MES	\$ 0,00	45,77%	\$0,00	\$13,078,093,70	30	137,595,10	2,197,594,37
13,71%	30-08-23	PAGO TOTAL MES	\$ 0,00	45,77%	\$0,00	\$13,078,093,70	31	143,490,92	2,341,085,29
13,07%	30-09-23	PAGO TOTAL MES	\$ 0,00	45,77%	\$0,00	\$13,078,093,70	31	137,154,34	2,478,239,63
13,09%	30-10-23	PAGO TOTAL MES	\$ 0,00	45,77%	\$0,00	\$13,078,093,70	30	132,899,68	2,611,139,31
12,76%	30-11-23	PAGO TOTAL MES	\$ 0,00	45,77%	\$0,00	\$13,078,093,70	31	134,073,26	2,745,212,57
12,63%	30-12-23	PAGO TOTAL MES	\$ 0,00	45,77%	\$0,00	\$13,078,093,70	30	128,474,72	2,873,687,29
11,62%	30-01-24	PAGO TOTAL MES	\$ 0,00	45,77%	\$0,00	\$13,078,093,70	31	122,675,75	2,996,363,04

CONSOLIDADO DE LIQUIDACION DE CRÉDITO Y COSTAS

PENSIONADO	QUINTERO FRANCO MARIO		
CEDULA DE CIUDADANIA	4,481,596		
TOTAL CAPITAL CUOTAS PARTES	CON CORTE A	30-08-21	\$ 13,078,093,70
INTERESES ANTES DE LEY 1066 DE 2006	CON CORTE A	28-07-06	\$ 0,00
INTERESES LEY 1066 DE 2006	CON CORTE A	30-01-24	\$ 2,996,363,04
COSTAS PROCESALES (8%)	PROCESO No.	22-076	\$ 1,285,956,54

TOTAL LIQUIDACIÓN DE CRÉDITO Y COSTAS
\$ 17,360,413,28

ACTUALIZACION LIQUIDACION DE CREDITO Y COSTAS

PENSIONADO: RAMIREZ GARCIA JOSE ACIEBER CEDULA DE CIUDADANIA: 1,298,604

ENTIDAD: MUNICIPIO DE PENNSILVANIA

RESOLUCION No.: 87 de 27-03-89

FECHA DE RECONOCIMIENTO: 1986-10-05

PORCENTAJE DE CONCURRENCIA:

5,25%

CUANTIA INICIAL: \$ 3,210,00

LEY 68 de 1923 Art. 9: 12,00%

PENSION INICIAL: \$ 61,149,00

FECHA ENVIO CUENTA DE COBRO: 11-02-21

PROCESO No.: 22-076

FECHA INICIO	30-01-21
FECHA CORTE DE CAPITAL	30-03-21
FECHA CORTE DE INTERESES	30-01-24

CEDULA	FECHA	CONCEPTO	VALOR PAGADO (MESADA)	PARTICIPACION	VALOR CUOTA PARTE	VALOR CUOTA PARTE ACUMULADO	DIAS DE MORA	INTERESES	INTERES ACUMULADO
DTF									
1,91%	30-01-21	PAGO TOTAL MES	\$ 2,727,001,00	5,25%	\$143,167,55	\$143,167,55	31	0,00	0,00
1,81%	28-02-21	PAGO TOTAL MES	\$ 2,727,001,00	5,25%	\$143,167,55	\$286,335,11	29	204,19	204,19
1,77%	30-03-21	PAGO TOTAL MES	\$ 2,727,001,00	5,25%	\$143,167,55	\$429,502,66	30	413,21	617,40
1,76%	30-04-21	PAGO TOTAL MES	\$ 0,00	5,25%	\$0,00	\$429,502,66	31	636,91	1,254,31
1,82%	30-05-21	PAGO TOTAL MES	\$ 0,00	5,25%	\$0,00	\$429,502,66	30	637,18	1,891,49
1,91%	30-06-21	PAGO TOTAL MES	\$ 0,00	5,25%	\$0,00	\$429,502,66	31	890,72	2,582,21
1,90%	30-07-21	PAGO TOTAL MES	\$ 0,00	5,25%	\$0,00	\$429,502,66	30	664,95	3,247,17
1,99%	30-08-21	PAGO TOTAL MES	\$ 0,00	5,25%	\$0,00	\$429,502,66	31	719,39	3,966,56
2,05%	30-09-21	PAGO TOTAL MES	\$ 0,00	5,25%	\$0,00	\$429,502,66	31	740,88	4,707,44
2,22%	30-10-21	PAGO TOTAL MES	\$ 0,00	5,25%	\$0,00	\$429,502,66	30	775,82	5,483,26
2,65%	30-11-21	PAGO TOTAL MES	\$ 0,00	5,25%	\$0,00	\$429,502,66	31	955,15	6,438,41
3,08%	30-12-21	PAGO TOTAL MES	\$ 0,00	5,25%	\$0,00	\$429,502,66	30	1,072,22	7,510,63
3,47%	30-01-22	PAGO TOTAL MES	\$ 0,00	5,25%	\$0,00	\$429,502,66	31	1,246,14	8,756,76
4,31%	28-02-22	PAGO TOTAL MES	\$ 0,00	5,25%	\$0,00	\$429,502,66	29	1,442,39	10,199,15
4,97%	30-03-22	PAGO TOTAL MES	\$ 0,00	5,25%	\$0,00	\$429,502,66	30	1,715,70	11,914,85
5,97%	30-04-22	PAGO TOTAL MES	\$ 0,00	5,25%	\$0,00	\$429,502,66	31	2,120,44	14,035,29
7,04%	30-05-22	PAGO TOTAL MES	\$ 0,00	5,25%	\$0,00	\$429,502,66	30	2,408,38	16,443,67
7,72%	30-06-22	PAGO TOTAL MES	\$ 0,00	5,25%	\$0,00	\$429,502,66	31	2,721,30	19,164,97
9,30%	30-07-22	PAGO TOTAL MES	\$ 0,00	5,25%	\$0,00	\$429,502,66	30	3,150,74	22,315,71
10,57%	30-08-22	PAGO TOTAL MES	\$ 0,00	5,25%	\$0,00	\$429,502,66	31	3,580,97	25,896,68
10,99%	30-09-22	PAGO TOTAL MES	\$ 0,00	5,25%	\$0,00	\$429,502,66	31	3,820,48	29,817,16
11,60%	30-10-22	PAGO TOTAL MES	\$ 0,00	5,25%	\$0,00	\$429,502,66	30	3,891,91	33,709,07
12,63%	30-11-22	PAGO TOTAL MES	\$ 0,00	5,25%	\$0,00	\$429,502,66	31	4,360,64	38,069,71
13,42%	30-12-22	PAGO TOTAL MES	\$ 0,00	5,25%	\$0,00	\$429,502,66	30	4,468,53	42,538,24
13,91%	30-01-23	PAGO TOTAL MES	\$ 0,00	5,25%	\$0,00	\$429,502,66	31	4,777,25	47,315,49
14,39%	28-02-23	PAGO TOTAL MES	\$ 0,00	5,25%	\$0,00	\$429,502,66	29	4,612,46	51,927,95
13,31%	30-03-23	PAGO TOTAL MES	\$ 0,00	5,25%	\$0,00	\$429,502,66	30	4,433,92	56,361,87
12,53%	30-04-23	PAGO TOTAL MES	\$ 0,00	5,25%	\$0,00	\$429,502,66	31	4,327,91	60,689,78
12,57%	30-05-23	PAGO TOTAL MES	\$ 0,00	5,25%	\$0,00	\$429,502,66	30	4,200,29	64,890,07
13,02%	30-06-23	PAGO TOTAL MES	\$ 0,00	5,25%	\$0,00	\$429,502,66	31	4,488,03	69,378,10
13,58%	30-07-23	PAGO TOTAL MES	\$ 0,00	5,25%	\$0,00	\$429,502,66	30	4,518,81	73,896,92
13,71%	30-08-23	PAGO TOTAL MES	\$ 0,00	5,25%	\$0,00	\$429,502,66	31	4,712,44	78,609,36
13,07%	30-09-23	PAGO TOTAL MES	\$ 0,00	5,25%	\$0,00	\$429,502,66	31	4,504,34	83,113,70
13,09%	30-10-23	PAGO TOTAL MES	\$ 0,00	5,25%	\$0,00	\$429,502,66	30	4,364,61	87,478,31
12,76%	30-11-23	PAGO TOTAL MES	\$ 0,00	5,25%	\$0,00	\$429,502,66	31	4,403,15	91,881,46
12,63%	30-12-23	PAGO TOTAL MES	\$ 0,00	5,25%	\$0,00	\$429,502,66	30	4,219,29	96,100,74
11,62%	30-01-24	PAGO TOTAL MES	\$ 0,00	5,25%	\$0,00	\$429,502,66	31	4,028,84	100,129,58

CONSOLIDADO DE LIQUIDACION DE CRÉDITO Y COSTAS

PENSIONADO	RAMIREZ GARCIA JOSE ACIEBER		
CEDULA DE CIUDADANIA	1,298,604		
TOTAL CAPITAL CUOTAS PARTES	CON CORTE A	30-03-21	\$ 429,502,66
INTERESES ANTES DE LEY 1066 DE 2006	CON CORTE A	28-07-06	\$ 0,00
INTERESES LEY 1066 DE 2006	CON CORTE A	30-01-24	\$ 100,129,58
COSTAS PROCESALES (8%)	PROCESO No.	22-076	\$ 42,370,58

TOTAL LIQUIDACIÓN DE CRÉDITO Y COSTAS
\$ 572,002,82

 ELABORÓ: CDS/DMPM
 APROBÓ: RAÚL RUEDA
 23/02/2024

ACTUALIZACION LIQUIDACION DE CREDITO Y COSTAS

 PENSIONADO **ZULUAGA GOMEZ GERMAN** CEDULA DE CIUDADANIA **2,245,469**

 ENTIDAD: **MUNICIPIO DE PENSILVANIA**

 RESOLUCION No.: **1312** de 05-11-03

 FECHA DE RECONOCIMIENTO: **2002-09-01**

PORCENTAJE DE CONCURRENCIA

1,85%

 CUANTIA INICIAL \$ **64,873,00**

LEY 68 de 1923 Art. 9	12,00%
-----------------------	--------

 PENSION INICIAL \$ **3,515,499,00**

FECHA ENVIO CUENTA DE COBRO	11-02-21
-----------------------------	----------

FECHA INICIO	30-01-21
FECHA CORTE DE CAPITAL	30-08-21
FECHA CORTE DE INTERESES	30-01-24

 PROCESO No. **22-076**

CEDULA	FECHA	CONCEPTO	VALOR PAGADO (MESADA)	PARTICIPACION	VALOR CUOTA PARTE	VALOR CUOTA PARTE ACUMULADO	DIAS DE MORA	INTERESES	INTERES ACUMULADO
DTP									
1,81%	30-01-21	PAGO TOTAL MES	\$ 7,961,098,00	1,85%	\$146,909,53	\$146,909,53	31	0,00	0,00
1,81%	28-02-21	PAGO TOTAL MES	\$ 7,961,098,00	1,85%	\$146,909,53	\$293,819,06	29	209,53	209,53
1,77%	30-03-21	PAGO TOTAL MES	\$ 7,961,098,00	1,85%	\$146,909,53	\$440,728,59	30	424,01	633,54
1,76%	30-04-21	PAGO TOTAL MES	\$ 7,961,098,00	1,85%	\$146,909,53	\$587,638,13	31	653,55	1,287,09
1,82%	30-05-21	PAGO TOTAL MES	\$ 7,961,098,00	1,85%	\$146,909,53	\$734,547,66	30	871,78	2,158,88
1,91%	30-06-21	PAGO TOTAL MES	\$ 15,922,196,00	1,85%	\$293,819,06	\$1,028,366,72	31	1,181,29	3,340,17
1,90%	30-07-21	PAGO TOTAL MES	\$ 7,961,098,00	1,85%	\$146,909,53	\$1,175,276,25	30	1,592,11	4,932,28
1,99%	30-08-21	PAGO TOTAL MES	\$ 7,961,098,00	1,85%	\$146,909,53	\$1,322,185,78	31	1,968,52	6,900,79
2,05%	30-09-21	PAGO TOTAL MES	\$ 0,00	1,85%	\$0,00	\$1,322,185,78	31	2,280,74	9,181,53
2,22%	30-10-21	PAGO TOTAL MES	\$ 0,00	1,85%	\$0,00	\$1,322,185,78	30	2,388,30	11,569,83
2,65%	30-11-21	PAGO TOTAL MES	\$ 0,00	1,85%	\$0,00	\$1,322,185,78	31	2,940,34	14,510,18
3,08%	30-12-21	PAGO TOTAL MES	\$ 0,00	1,85%	\$0,00	\$1,322,185,78	30	3,300,72	17,810,90
3,47%	30-01-22	PAGO TOTAL MES	\$ 0,00	1,85%	\$0,00	\$1,322,185,78	31	3,836,12	21,647,02
4,31%	28-02-22	PAGO TOTAL MES	\$ 0,00	1,85%	\$0,00	\$1,322,185,78	29	4,440,28	26,087,27
4,97%	30-03-22	PAGO TOTAL MES	\$ 0,00	1,85%	\$0,00	\$1,322,185,78	30	5,281,63	31,368,90
5,97%	30-04-22	PAGO TOTAL MES	\$ 0,00	1,85%	\$0,00	\$1,322,185,78	31	6,527,59	37,896,50
7,04%	30-05-22	PAGO TOTAL MES	\$ 0,00	1,85%	\$0,00	\$1,322,185,78	30	7,413,98	45,310,48
7,72%	30-06-22	PAGO TOTAL MES	\$ 0,00	1,85%	\$0,00	\$1,322,185,78	31	8,377,27	53,687,75
9,30%	30-07-22	PAGO TOTAL MES	\$ 0,00	1,85%	\$0,00	\$1,322,185,78	30	9,699,26	63,387,01
10,57%	30-08-22	PAGO TOTAL MES	\$ 0,00	1,85%	\$0,00	\$1,322,185,78	31	11,331,55	74,718,57
10,99%	30-09-22	PAGO TOTAL MES	\$ 0,00	1,85%	\$0,00	\$1,322,185,78	31	11,781,01	86,479,58
11,60%	30-10-22	PAGO TOTAL MES	\$ 0,00	1,85%	\$0,00	\$1,322,185,78	30	11,980,89	98,460,47
12,63%	30-11-22	PAGO TOTAL MES	\$ 0,00	1,85%	\$0,00	\$1,322,185,78	31	13,423,85	111,884,32
13,42%	30-12-22	PAGO TOTAL MES	\$ 0,00	1,85%	\$0,00	\$1,322,185,78	30	13,755,97	125,640,29
13,91%	30-01-23	PAGO TOTAL MES	\$ 0,00	1,85%	\$0,00	\$1,322,185,78	31	14,706,35	140,346,63
14,39%	28-02-23	PAGO TOTAL MES	\$ 0,00	1,85%	\$0,00	\$1,322,185,78	29	14,199,04	154,545,67
13,31%	30-03-23	PAGO TOTAL MES	\$ 0,00	1,85%	\$0,00	\$1,322,185,78	30	13,649,43	168,195,10
12,53%	30-04-23	PAGO TOTAL MES	\$ 0,00	1,85%	\$0,00	\$1,322,185,78	31	13,323,09	181,518,19
12,57%	30-05-23	PAGO TOTAL MES	\$ 0,00	1,85%	\$0,00	\$1,322,185,78	30	12,930,23	194,448,42
13,02%	30-06-23	PAGO TOTAL MES	\$ 0,00	1,85%	\$0,00	\$1,322,185,78	31	13,816,02	208,264,43
13,58%	30-07-23	PAGO TOTAL MES	\$ 0,00	1,85%	\$0,00	\$1,322,185,78	30	13,910,76	222,175,20
13,71%	30-08-23	PAGO TOTAL MES	\$ 0,00	1,85%	\$0,00	\$1,322,185,78	31	14,506,83	236,682,02
13,07%	30-09-23	PAGO TOTAL MES	\$ 0,00	1,85%	\$0,00	\$1,322,185,78	31	13,866,20	250,548,23
13,09%	30-10-23	PAGO TOTAL MES	\$ 0,00	1,85%	\$0,00	\$1,322,185,78	30	13,436,06	263,984,29
12,76%	30-11-23	PAGO TOTAL MES	\$ 0,00	1,85%	\$0,00	\$1,322,185,78	31	13,554,71	277,539,00
12,63%	30-12-23	PAGO TOTAL MES	\$ 0,00	1,85%	\$0,00	\$1,322,185,78	30	12,988,70	290,527,70
11,62%	30-01-24	PAGO TOTAL MES	\$ 0,00	1,85%	\$0,00	\$1,322,185,78	31	12,402,43	302,930,13

 TOTAL PAGADO \$ **71,649,882,00**
CONSOLIDADO DE LIQUIDACION DE CRÉDITO Y COSTAS

PENSIONADO	ZULUAGA GOMEZ GERMAN		
CEDULA DE CIUDADANIA	2,245,469		
TOTAL CAPITAL CUOTAS PARTES	CON CORTE A	30-08-21	\$ 1,322,185,78
INTERESES ANTES DE LEY 1066 DE 2006	CON CORTE A	28-07-06	\$ 0,00
INTERESES LEY 1066 DE 2006	CON CORTE A	30-01-24	\$ 302,930,13
COSTAS PROCESALES (8%)	PROCESO No.	22-076	\$ 130,009,27

TOTAL LIQUIDACIÓN DE CRÉDITO Y COSTAS
\$ 1,755,125,18

**MUNICIPIO DE PENSILVANIA
CONSOLIDADO
PROCESO: 22-096**

ITEM	NOMBRE	CEDULA	CAPITAL	INTERESES	COSTASS 8%	TOTAL
1	QUINTERO FRANCO MARIO	4,481,596	\$ 13,078,093,70	\$ 2,996,363,04	\$ 1,285,956,54	\$ 17,360,413,28
2	RAMIREZ GARCIA JOSE ACIEBER	1,298,604	\$ 429,502,66	\$ 100,129,58	\$ 42,370,58	\$ 572,002,82
3	ZULUAGA GOMEZ GERMAN	2,245,469	\$ 1,322,185,78	\$ 302,930,13	\$ 130,009,27	\$ 1,755,125,18
	TOTAL		\$ 14,829,782,14	\$ 3,399,422,75	\$ 1,458,336,39	\$ 19,687,541,28

ELABORÓ: CCS/DMPM

APROBÓ: RAÚL RUEDA

23/02/2024





LIQUIDACION DE CREDITO Y COSTAS

PENSIONADO MARTINEZ VELASQUEZ FERNANDO CEDULA DE CIUDADANIA 1,583,776

PROCESO: 22-153

ENTIDAD: DEPARTAMENTO DEL CHOCO

CONSOLIDADO DE LIQUIDACION DE CRÉDITO Y COSTAS
--

PENSIONADO	MARTINEZ VELASQUEZ FERNANDO		
CEDULA DE CIUDADANIA		1,583,776	
TOTAL CAPITAL CUOTAS PARTES	CON CORTE A	31-01-21	\$ 12,487,099,00
INTERESES ANTES DE LEY 1066 DE 2006	CON CORTE A	28-07-06	\$ 0,00
INTERESES LEY 1066 DE 2006	CON CORTE A	31-01-24	\$ 2,937,901,09
COSTAS PROCESALES (8%)	PROCESO	22-153	\$ 1,234,000,01

TOTAL LIQUIDACIÓN DE CRÉDITO Y COSTAS	\$ 16,659,000,10
---------------------------------------	------------------

ELABORÓ: CCS/DMPM

APROBÓ: RAÚL RUEDA

23/02/2024



Pensionado	MARTINEZ VELASQUEZ FERNANDO	Número documento	1583776	Tipo documento	CC
Entidad	GOBERNACION DEL CHOCO	NIT Entidad	891680010	Concurrencia	56%
Tipo pensión	Vejez	Resolución	1177	Fecha resolución	28/07/1998
Efectividad	28/07/1998	Mesada	0,00	Estado	
Tipo cotizante	Causante	Fecha defunción	01/01/1900	Grupo pensional	
Observación					

Entidades:

NIT	Nombre Entidad	Concurrencia	Fecha inicio
891680010	GOBERNACION DEL CHOCO	56%	01/01/2021
89999734	FONDO DE PREVISIÓN SOCIAL DEL CONGRESO DE LA REPÚBLICA	44%	31/01/2021
			Fecha corte de intereses 31/01/2024

Sustitutos:

Tipo del Id.	Número de Documento	Nombre Pensionado	Genero	Porcentaje Sustitución %	Fecha Afiliación	Fecha Causación	Fecha Inicio Pago	Tipo Pensión	Valor Mesada
CC	26255060	DE HOYOS DE TORRES AIDA LUCIA	Femenino	100,00	01/10/2003	28/07/1998	01/10/2003	Sobrevivencia	0.00

Periodo	Mesada	Valor Cuota Parte	Saldo Capital	Intereses	Saldo Interés	Total Saldos	DTT	Días
202101	22.298.391,00	12.487.099,00	12.487.099,00	0,00	0,00	12.487.099,00	1,91%	31
202102	0,00	0,00	12.487.099,00	17.194,96	17.194,96	12.504.293,96	1,81%	28
202103	0,00	0,00	12.487.099,00	18.621,27	35.816,23	12.522.915,23	1,77%	31
202104	0,00	0,00	12.487.099,00	17.919,09	53.735,32	12.540.834,32	1,76%	30
202105	0,00	0,00	12.487.099,00	19.142,97	72.878,29	12.559.977,29	1,82%	31
202106	0,00	0,00	12.487.099,00	19.433,10	92.311,39	12.579.410,39	1,91%	30
202107	0,00	0,00	12.487.099,00	19.977,22	112.288,61	12.599.387,61	1,9%	31
202108	0,00	0,00	12.487.099,00	20.915,03	133.203,64	12.620.302,64	1,99%	31
202109	0,00	0,00	12.487.099,00	20.844,33	154.047,97	12.641.146,97	2,05%	30
202110	0,00	0,00	12.487.099,00	23.308,22	177.356,19	12.664.455,19	2,22%	31
202111	0,00	0,00	12.487.099,00	26.872,42	204.228,61	12.691.327,61	2,65%	30
202112	0,00	0,00	12.487.099,00	39.616,45	243.845,05	12.730.944,05	3,8%	31
202201	0,00	0,00	12.487.099,00	36.229,16	280.074,21	12.767.173,21	3,47%	31
202202	0,00	0,00	12.487.099,00	40.486,48	320.560,69	12.807.659,69	4,31%	28
202203	0,00	0,00	12.487.099,00	51.547,06	372.107,75	12.859.206,75	4,97%	31
202204	0,00	0,00	12.487.099,00	59.654,49	431.762,24	12.918.861,24	5,97%	30
202205	0,00	0,00	12.487.099,00	72.360,06	504.122,31	12.991.221,31	7,04%	31
202206	0,00	0,00	12.487.099,00	76.556,63	580.678,93	13.067.777,93	7,72%	30
202207	0,00	0,00	12.487.099,00	94.667,00	675.345,94	13.162.444,94	9,3%	31
202208	0,00	0,00	12.487.099,00	107.017,76	782.363,69	13.269.462,69	10,57%	31
202209	0,00	0,00	12.487.099,00	107.474,93	889.838,62	13.376.937,62	10,99%	30
202210	0,00	0,00	12.487.099,00	116.939,54	1.006.778,17	13.493.877,17	11,6%	31
202211	0,00	0,00	12.487.099,00	122.667,82	1.129.445,99	13.616.544,99	12,63%	30
202212	0,00	0,00	12.487.099,00	134.268,17	1.263.714,15	13.750.813,15	13,42%	31
202301	0,00	0,00	12.487.099,00	138.890,08	1.402.604,24	13.889.703,24	13,91%	31
202302	0,00	0,00	12.487.099,00	129.451,19	1.532.055,43	14.019.154,43	14,39%	28
202303	0,00	0,00	12.487.099,00	133.228,08	1.665.283,51	14.152.382,51	13,31%	31
202304	0,00	0,00	12.487.099,00	121.747,26	1.787.030,77	14.274.129,77	12,53%	30
202305	0,00	0,00	12.487.099,00	126.207,04	1.913.237,81	14.400.336,81	12,57%	31
202306	0,00	0,00	12.487.099,00	126.250,87	2.039.488,68	14.526.587,68	13,02%	30
202307	0,00	0,00	12.487.099,00	135.779,37	2.175.268,05	14.662.367,05	13,58%	31
202308	0,00	0,00	12.487.099,00	137.005,79	2.312.273,84	14.799.372,84	13,71%	31
202309	0,00	0,00	12.487.099,00	126.709,41	2.438.983,26	14.926.082,26	13,07%	30
202310	0,00	0,00	12.487.099,00	131.145,14	2.570.128,40	15.057.227,40	13,09%	31
202311	0,00	0,00	12.487.099,00	123.863,43	2.693.991,83	15.181.090,83	12,76%	30
202312	0,00	0,00	12.487.099,00	126.777,89	2.820.769,72	15.307.868,72	12,63%	31
202401	0,00	0,00	12.487.099,00	117.131,37	2.937.901,09	15.425.000,09	11,62%	31
TOTALES	22.298.391,00	12.487.099,00		2.937.901,09				

SALDO TOTAL CAPITAL: 12.487.099,00
SALDO TOTAL INTERESES: 2.937.901,09
TOTAL LIQUIDACION CREDITO: 15.425.000,09



LIQUIDACION DE CREDITO Y COSTAS

PENSIONADO MAYA COPETE ANTONIO HERACLITO CEDULA DE CIUDADANIA 2,942,789

PROCESO: 22-153

ENTIDAD: DEPARTAMENTO DEL CHOCO

CONSOLIDADO DE LIQUIDACION DE CRÉDITO Y COSTAS

PENSIONADO	MAYA COPETE ANTONIO HERACLITO		
CEDULA DE CIUDADANIA	2,942,789		
TOTAL CAPITAL CUOTAS PARTES	CON CORTE A	31-03-21	\$ 2,675,880,00
INTERESES ANTES DE LEY 1066 DE 2006	CON CORTE A	28-07-06	\$ 0,00
INTERESES LEY 1066 DE 2006	CON CORTE A	30-01-24	\$ 625,780,81
COSTAS PROCESALES (8%)	PROCESO	22-153	\$ 264,132,86

TOTAL LIQUIDACIÓN DE CRÉDITO Y COSTAS	\$ 3,565,793,67
---------------------------------------	-----------------

ELABORÓ: CCS/DMPM

APROBÓ: RAÚL RUEDA

23/02/2024





REPORTE DE MOVIMIENTOS POR PERIODO CUENTAS POR COBRAR



Penionado	MAYA COPETE ANTONIO HERACLITO	Número documento	2942789	Tipo documento	CC
Entidad	GOBERNACION DEL CHOCO	NIT Entidad	891680010	Concurrencia	6,61%
Tipo pensión	Vejez	Resolución	1442	Fecha resolución	26/10/2010
Efectividad	26/10/2010	Mesada	0,00	Estado	
Tipo cotizante	Causante	Fecha defunción	01/01/1900	Grupo pensional	
Observación					

Entidades:

NIT	Nombre Entidad	Concurrencia	Fecha inicio	Fecha corte de capital	Fecha corte de intereses
891680010	GOBERNACION DEL CHOCO	6,61%	01/01/2021	31/03/2021	
891680011	MUNICIPIO DE QUIBDO	5,59%			
899999010	CAJA NACIONAL DE PREVISION SOCIAL EICE EN LIQUIDACION	72,96%			31/01/2024
899999734	FONDO DE PREVISION SOCIAL DEL CONGRESO DE LA REPUBLICA	14,84%			

Sustitutos:

Tipo del Id.	Número de Documento	Nombre Pensionado	Genero	Porcentaje Sustitución %	Fecha Afiliación	Fecha Causación	Fecha Inicio Pago	Tipo Pensión	Valor Mesada
CC	26255142	VELASCO DE MAYA MARIA IMELDA	Femenino	100,00	01/11/2010	04/08/1997	01/11/2010	Sobrevivencia	0,00

Periodo	Mesada	Valor Cuota Parte	Saldo Capital	Intereses	Saldo Interés	Total Saldos	DTF	Días
202101	13.494.107,00	891.960,00	891.960,00	0,00	0,00	891.960,00	1,91%	31
202102	13.494.107,00	891.960,00	1.783.920,00	1.228,25	1.228,25	1.785.148,25	1,81%	28
202103	13.494.107,00	891.960,00	2.675.880,00	2.660,25	3.888,50	2.679.768,50	1,77%	31
202104	0,00	0,00	2.675.880,00	3.839,91	7.728,41	2.683.608,41	1,76%	30
202105	0,00	0,00	2.675.880,00	4.102,18	11.830,59	2.687.710,59	1,82%	31
202106	0,00	0,00	2.675.880,00	4.164,35	15.994,93	2.691.874,93	1,91%	30
202107	0,00	0,00	2.675.880,00	4.280,95	20.275,88	2.696.155,88	1,9%	31
202108	0,00	0,00	2.675.880,00	4.481,91	24.757,80	2.700.637,80	1,99%	31
202109	0,00	0,00	2.675.880,00	4.466,76	29.224,56	2.705.104,56	2,05%	30
202110	0,00	0,00	2.675.880,00	4.994,76	34.219,32	2.710.099,32	2,22%	31
202111	0,00	0,00	2.675.880,00	5.758,53	39.977,85	2.715.857,85	2,65%	30
202112	0,00	0,00	2.675.880,00	8.489,47	48.467,32	2.724.347,32	3,8%	31
202201	0,00	0,00	2.675.880,00	7.763,60	56.230,92	2.732.110,92	3,47%	31
202202	0,00	0,00	2.675.880,00	8.675,91	64.906,84	2.740.786,84	4,31%	28
202203	0,00	0,00	2.675.880,00	11.046,10	75.952,94	2.751.832,94	4,97%	31
202204	0,00	0,00	2.675.880,00	12.783,45	88.736,39	2.764.616,39	5,97%	30
202205	0,00	0,00	2.675.880,00	15.506,15	104.242,54	2.780.122,54	7,04%	31
202206	0,00	0,00	2.675.880,00	16.405,44	120.647,98	2.796.527,98	7,72%	30
202207	0,00	0,00	2.675.880,00	20.286,34	140.934,32	2.816.814,32	9,3%	31
202208	0,00	0,00	2.675.880,00	22.933,00	163.867,32	2.839.747,32	10,57%	31
202209	0,00	0,00	2.675.880,00	23.030,97	186.898,29	2.862.778,29	10,99%	30
202210	0,00	0,00	2.675.880,00	25.059,16	211.957,45	2.887.837,45	11,6%	31
202211	0,00	0,00	2.675.880,00	26.286,68	238.244,13	2.914.124,13	12,63%	30
202212	0,00	0,00	2.675.880,00	28.772,54	267.016,67	2.942.896,67	13,42%	31
202301	0,00	0,00	2.675.880,00	29.762,97	296.779,64	2.972.659,64	13,91%	31
202302	0,00	0,00	2.675.880,00	27.740,30	324.519,94	3.000.399,94	14,39%	28
202303	0,00	0,00	2.675.880,00	28.549,65	353.069,59	3.028.949,59	13,31%	31
202304	0,00	0,00	2.675.880,00	26.089,41	379.189,01	3.055.039,01	12,53%	30
202305	0,00	0,00	2.675.880,00	27.045,10	406.204,11	3.082.084,11	12,57%	31
202306	0,00	0,00	2.675.880,00	27.054,50	433.258,61	3.109.138,61	13,02%	30
202307	0,00	0,00	2.675.880,00	29.096,37	462.334,98	3.138.234,98	13,58%	31
202308	0,00	0,00	2.675.880,00	29.359,19	491.714,17	3.167.594,17	13,71%	31
202309	0,00	0,00	2.675.880,00	27.152,76	518.866,92	3.194.746,92	13,07%	30
202310	0,00	0,00	2.675.880,00	28.103,30	546.970,22	3.222.850,22	13,09%	31
202311	0,00	0,00	2.675.880,00	26.542,89	573.513,11	3.249.393,11	12,76%	30
202312	0,00	0,00	2.675.880,00	27.167,43	600.680,54	3.276.560,54	12,63%	31
202401	0,00	0,00	2.675.880,00	25.100,26	625.780,81	3.301.660,81	11,62%	31
TOTALES	40.482.321,00	2.675.880,00		625.780,81				

SALDO TOTAL CAPITAL: 2.675.880,00
 SALDO TOTAL INTERESES: 625.780,81
 TOTAL LIQUIDACION CREDITO: 3.301.660,81



LIQUIDACION DE CREDITO Y COSTAS

PENSIONADO MORALES RODELO ANTONIO JOSE CEDULA DE CIUDADANIA 986,308

PROCESO: 22-153

ENTIDAD: DEPARTAMENTO DEL CHOCO

CONSOLIDADO DE LIQUIDACION DE CRÉDITO Y COSTAS

PENSIONADO	MORALES RODELO ANTONIO JOSE		
CEDULA DE CIUDADANIA	986,308		
TOTAL CAPITAL CUOTAS PARTES	CON CORTE A	31-03-21	\$ 3,880,506,00
INTERESES ANTES DE LEY 1066 DE 2006	CON CORTE A	28-07-06	\$ 0,00
INTERESES LEY 1066 DE 2006	CON CORTE A	30-01-24	\$ 907,494,43
COSTAS PROCESALES (8%)	PROCESO	22-153	\$ 383,040,03

TOTAL LIQUIDACIÓN DE CRÉDITO Y COSTAS	\$ 5,171,040,46
---------------------------------------	-----------------

ELABORÓ: CCS/DMPM

APROBÓ: RAÚL RUEDA

23/02/2024



REPORTE DE MOVIMIENTOS POR PERIODO CUENTAS POR COBRAR

Pensionado	MORALES RODELO ANTONIO JOSE	Número documento	986308	Tipo documento	CC
Entidad	GOBERNACION DEL CHOCO	NIT Entidad	891680010	Concurrencia	9,18%
Tipo pensión	Véjex	Resolución	1502	Fecha resolución	01/01/1992
Efectividad	01/01/1992	Mesada	0,00	Estado	
Tipo cotizante	Causante	Fecha defunción	01/12/2012	Grupo pensional	E
Observación					

Entidades:

NIT	Nombre Entidad	Concurrencia	Fecha inicio
890480059	DEPARTAMENTO DE BOLIVAR	27,88%	01/01/2021
890481149	MUNICIPIO DE TURBAGO	41,4%	31/03/2021
891680010	GOBERNACION DEL CHOCO	9,18%	
899999010	CAJA NACIONAL DE PREVISION SOCIAL EICE EN LIQUIDACION	15,56%	31/01/2024
899999114	DEPARTAMENTO DE CUNDINAMARCA	5,98%	

Sustitutos:

Tipo del Id	Número de Documento	Nombre Pensionado	Genero	Porcentaje Sustitución %	Fecha Afiliación	Fecha Causación	Fecha Inicio Pago	Tipo Pensión	Valor Mesada
CC	33121479	CASTELLANOS OSPINO ARACELY	Femenino	100,00	01/12/2014	01/01/2013	01/12/2014	Sobrevivencia	0,00

Periodo	Mesada	Valor Cuenta Parte	Saldo Capital	Intereses	Saldo Interés	Total Saldos	DTF	Días
202101	14.086.445,00	1.293.502,00	1.293.502,00	0,00	0,00	1.293.502,00	1,91%	31
202102	14.086.445,00	1.293.502,00	2.587.004,00	1.781,18	1.781,18	2.588.785,18	1,81%	28
202103	14.086.445,00	1.293.502,00	3.880.506,00	3.857,84	5.639,02	3.886.145,02	1,77%	31
202104	0,00	0,00	3.880.506,00	5.568,56	11.207,58	3.891.713,58	1,76%	30
202105	0,00	0,00	3.880.506,00	5.948,89	17.156,47	3.897.662,47	1,82%	31
202106	0,00	0,00	3.880.506,00	6.039,05	23.195,52	3.903.701,52	1,91%	30
202107	0,00	0,00	3.880.506,00	6.208,15	29.403,67	3.909.909,67	1,9%	31
202108	0,00	0,00	3.880.506,00	6.499,58	35.903,25	3.916.409,25	1,99%	31
202109	0,00	0,00	3.880.506,00	6.477,61	42.380,86	3.922.886,86	2,05%	30
202110	0,00	0,00	3.880.506,00	7.243,29	49.624,15	3.930.130,15	2,22%	31
202111	0,00	0,00	3.880.506,00	8.350,90	57.975,05	3.938.481,05	2,65%	30
202112	0,00	0,00	3.880.506,00	12.311,26	70.286,31	3.950.792,31	3,8%	31
202201	0,00	0,00	3.880.506,00	11.258,62	81.544,93	3.962.050,93	3,47%	31
202202	0,00	0,00	3.880.506,00	12.581,63	94.126,56	3.974.632,56	4,31%	28
202203	0,00	0,00	3.880.506,00	16.018,83	110.145,38	3.990.651,38	4,07%	31
202204	0,00	0,00	3.880.506,00	18.538,30	128.683,68	4.009.189,68	5,97%	30
202205	0,00	0,00	3.880.506,00	22.486,70	151.170,38	4.031.676,38	7,04%	31
202206	0,00	0,00	3.880.506,00	23.790,83	174.961,21	4.055.467,21	7,72%	30
202207	0,00	0,00	3.880.506,00	29.418,83	204.380,05	4.084.886,05	9,3%	31
202208	0,00	0,00	3.880.506,00	33.256,97	237.637,01	4.118.143,01	10,57%	31
202209	0,00	0,00	3.880.506,00	33.399,04	271.036,05	4.151.542,05	10,99%	30
202210	0,00	0,00	3.880.506,00	36.340,27	307.376,33	4.187.882,33	11,6%	31
202211	0,00	0,00	3.880.506,00	38.120,40	345.496,73	4.226.002,73	12,63%	30
202212	0,00	0,00	3.880.506,00	41.725,34	387.222,07	4.267.728,07	13,42%	31
202301	0,00	0,00	3.880.506,00	43.161,65	430.383,72	4.310.889,72	13,91%	31
202302	0,00	0,00	3.880.506,00	40.228,41	470.612,13	4.351.118,13	14,39%	28
202303	0,00	0,00	3.880.506,00	41.402,12	512.014,25	4.392.520,25	13,31%	31
202304	0,00	0,00	3.880.506,00	37.834,33	549.848,57	4.430.354,57	12,53%	30
202305	0,00	0,00	3.880.506,00	39.220,25	589.068,82	4.469.574,82	12,57%	31
202306	0,00	0,00	3.880.506,00	39.233,87	628.302,70	4.508.808,70	13,02%	30
202307	0,00	0,00	3.880.506,00	42.194,96	670.497,66	4.551.003,66	13,58%	31
202308	0,00	0,00	3.880.506,00	42.576,09	713.073,74	4.593.579,74	13,71%	31
202309	0,00	0,00	3.880.506,00	39.376,37	752.450,12	4.632.956,12	13,07%	30
202310	0,00	0,00	3.880.506,00	40.754,82	793.204,94	4.673.710,94	13,09%	31
202311	0,00	0,00	3.880.506,00	38.491,95	831.696,89	4.712.202,89	12,76%	30
202312	0,00	0,00	3.880.506,00	39.397,65	871.094,54	4.751.600,54	12,63%	31
202401	0,00	0,00	3.880.506,00	36.399,89	907.494,43	4.788.000,43	11,62%	31
TOTALES	42.259.335,00	3.880.506,00						

SALDO TOTAL CAPITAL: 3.880.506,00
SALDO TOTAL INTERESES: 907.494,43
TOTAL LIQUIDACION CREDITO: 4.788.000,43



LIQUIDACION DE CREDITO Y COSTAS

PENSIONADO MOSQUERA BORJA ELADIO INIGO CEDULA DE CIUDADANIA 4,792,120

PROCESO: 22-153

ENTIDAD: DEPARTAMENTO DEL CHOCO

CONSOLIDADO DE LIQUIDACION DE CRÉDITO Y COSTAS

PENSIONADO	MOSQUERA BORJA ELADIO INIGO
CEDULA DE CIUDADANIA	4,792,120
TOTAL CAPITAL CUOTAS PARTES	CON CORTE A 31-03-21 \$ 9,061,102.00
INTERESES ANTES DE LEY 1066 DE 2006	CON CORTE A 28-07-06 \$ 0,00
INTERESES LEY 1066 DE 2006	CON CORTE A 30-01-24 \$ 2,118,951,71
COSTAS PROCESALES (8%)	PROCESO 22-153 \$ 894,404,30

TOTAL LIQUIDACIÓN DE CRÉDITO Y COSTAS	\$ 12,074,458,01
--	-------------------------

ELABORÓ: CCS/DMPM

APROBÓ: RAÚL RUEDA

23/02/2024



Pensionado	MOSQUERA BORJA ELADIO INIGO	Número documento	4792120	Tipo documento	CC
Entidad	GOBERNACION DEL CHOCO	NIT Entidad	891680010	Concurrencia	21,26%
Tipo pensión	Vejez	Resolución	0709	Fecha resolución	03/04/2001
Efectividad	03/04/2001	Mesada	0,00	Estado	
Tipo cotizante	Causante	Fecha defunción	01/01/1900	Grupo pensional	E
Observación					

Entidades:

NIT	Nombre Entidad	Concurrencia	Fecha inicio	Fecha corte de capital	Fecha corte de intereses
860013816	INSTITUTO DE SEGUROS SOCIALES	8,51%	01/01/2021		
891680010	GOBERNACION DEL CHOCO	21,26%		30/03/2021	
891680067	MUNICIPIO DE ITSMINA	9,04%			
891680089	UNIVERSIDAD TECNOLOGICA DEL CHOCO	8,86%			
899999010	CAJA NACIONAL DE PREVISION SOCIAL EICE EN LIQUIDACION	45,06%			
899999114	DEPARTAMENTO DE CUNDINAMARCA	1,91%			
899999734	FONDO DE PREVISION SOCIAL DEL CONGRESO DE LA REPUBLICA	5,36%			

Sustitutos:

El pensionado no tiene sustitutos

Periodo	Mesada	Valor Cuota Parte	Saldo Capital	Interes	Saldo interés	Total Saldo	DTF	Días
202101	22.298.391,00	2.965.213,00	2.965.213,00	0,00	0,00	2.965.213,00	1,91%	31
202102	23.127.909,00	3.075.522,00	6.040.735,00	4.083,15	4.083,15	6.044.818,15	1,81%	28
202103	22.713.150,00	3.030.367,00	9.061.102,00	9.008,19	13.091,34	9.074.193,34	1,77%	31
202104	0,00	0,00	9.061.102,00	13.002,75	26.094,09	9.087.196,09	1,76%	30
202105	0,00	0,00	9.061.102,00	13.890,85	39.984,95	9.101.086,95	1,82%	31
202106	0,00	0,00	9.061.102,00	14.101,38	54.086,32	9.115.188,32	1,91%	30
202107	0,00	0,00	9.061.102,00	14.496,21	68.582,53	9.129.684,53	1,9%	31
202108	0,00	0,00	9.061.102,00	15.176,72	83.759,25	9.144.861,25	1,99%	31
202109	0,00	0,00	9.061.102,00	15.125,42	98.884,67	9.159.986,67	2,05%	30
202110	0,00	0,00	9.061.102,00	16.913,31	115.797,98	9.176.899,98	2,22%	31
202111	0,00	0,00	9.061.102,00	19.499,62	135.297,60	9.196.399,60	2,65%	30
202112	0,00	0,00	9.061.102,00	28.747,16	164.044,77	9.225.146,77	3,8%	31
202201	0,00	0,00	9.061.102,00	26.289,22	190.333,99	9.251.435,99	3,47%	31
202202	0,00	0,00	9.061.102,00	29.378,49	219.712,48	9.280.814,48	4,31%	28
202203	0,00	0,00	9.061.102,00	37.404,45	257.116,94	9.318.218,94	4,97%	31
202204	0,00	0,00	9.061.102,00	43.287,51	300.404,45	9.361.506,45	5,97%	30
202205	0,00	0,00	9.061.102,00	52.507,15	352.911,59	9.414.013,59	7,04%	31
202206	0,00	0,00	9.061.102,00	55.552,33	408.463,92	9.469.565,92	7,72%	30
202207	0,00	0,00	9.061.102,00	68.693,89	477.157,81	9.538.259,81	9,3%	31
202208	0,00	0,00	9.061.102,00	77.656,05	554.813,86	9.615.915,86	10,57%	31
202209	0,00	0,00	9.061.102,00	77.987,79	632.801,65	9.693.903,65	10,99%	30
202210	0,00	0,00	9.061.102,00	84.855,67	717.657,32	9.778.759,32	11,6%	31
202211	0,00	0,00	9.061.102,00	89.012,32	806.669,64	9.867.771,64	12,63%	30
202212	0,00	0,00	9.061.102,00	97.429,96	904.099,60	9.965.201,60	13,42%	31
202301	0,00	0,00	9.061.102,00	100.783,79	1.004.883,39	10.065.985,39	13,91%	31
202302	0,00	0,00	9.061.102,00	93.934,58	1.098.817,98	10.159.919,98	14,39%	28
202303	0,00	0,00	9.061.102,00	96.675,24	1.195.493,22	10.256.595,22	13,31%	31
202304	0,00	0,00	9.061.102,00	88.344,32	1.283.837,54	10.344.939,54	12,53%	30
202305	0,00	0,00	9.061.102,00	91.580,51	1.375.418,05	10.436.520,05	12,57%	31
202306	0,00	0,00	9.061.102,00	91.612,31	1.467.030,36	10.528.132,36	13,02%	30
202307	0,00	0,00	9.061.102,00	98.526,55	1.565.556,91	10.626.658,91	13,58%	31
202308	0,00	0,00	9.061.102,00	99.416,48	1.664.973,39	10.726.075,39	13,71%	31
202309	0,00	0,00	9.061.102,00	91.945,05	1.756.918,44	10.818.020,44	13,07%	30
202310	0,00	0,00	9.061.102,00	95.163,78	1.852.082,21	10.913.184,21	13,09%	31
202311	0,00	0,00	9.061.102,00	89.879,90	1.941.962,11	11.003.064,11	12,76%	30
202312	0,00	0,00	9.061.102,00	91.994,74	2.033.956,85	11.095.058,85	12,63%	31
202401	0,00	0,00	9.061.102,00	84.994,86	2.118.951,71	11.180.053,71	11,62%	31
TOTALES	68.139.450,00	9.061.102,00			2.118.951,71			

SALDO TOTAL CAPITAL:	9.061.102,00
SALDO TOTAL INTERESES:	2.118.951,71
TOTAL LIQUIDACION CREDITO:	11.180.053,71



LIQUIDACION DE CREDITO Y COSTAS

PENSIONADO SALAZAR PAZ ALBA CEDULA DE CIUDADANIA 26,255,813

PROCESO: 22-153

ENTIDAD: DEPARTAMENTO DEL CHOCO

CONSOLIDADO DE LIQUIDACION DE CRÉDITO Y COSTAS

PENSIONADO	SALAZAR PAZ ALBA		
CEDULA DE CIUDADANIA	26,255,813		
TOTAL CAPITAL CUOTAS PARTES	CON CORTE A	31-03-21	\$ 2,596,599,00
INTERESES ANTES DE LEY 1066 DE 2006	CON CORTE A	28-07-06	\$ 0,00
INTERESES LEY 1066 DE 2006	CON CORTE A	31-01-24	\$ 607,240,17
COSTAS PROCESALES (8%)	PROCESO	22-153	\$ 256,307,13

TOTAL LIQUIDACIÓN DE CRÉDITO Y COSTAS	\$ 3,460,146,30
---------------------------------------	-----------------

ELABORÓ: CCS/DMPM

APROBÓ: RAÚL RUEDA

23/02/2024



Pensionado	SALAZAR PAZ ALBA	Número documento	26255813	Tipo documento	CC
Entidad	GOBERNACION DEL CHOCO	NIT Entidad	891680010	Concurrencia	32,86%
Tipo pensión	Vejez	Resolución	01275	Fecha resolución	01/06/1998
Efectividad	01/06/1998	Mesada	0,00	Estado	
Tipo cotizante	Causante	Fecha defunción	01/01/1900	Grupo pensional	E
Observación					

Entidades:

NIT	Nombre Entidad	Concurrencia	Fecha inicio	Fecha corte de capital	Fecha corte de intereses
860013816	INSTITUTO DE SEGUROS SOCIALES	41,16%	01/01/2021	31/03/2021	
891680010	GOBERNACION DEL CHOCO	32,86%			
899999010	CAJA NACIONAL DE PREVISION SOCIAL EICE EN LIQUIDACION	13,39%			
899999734	FONDO DE PREVISION SOCIAL DEL CONGRESO DE LA REPUBLICA	12,59%			

Sustitutos:

El pensionado no tiene sustitutos

Periodo	Mesada	Valor Cuota Parte	Saldo Capital	Intereses	Saldo Interés	Total Saldos	DTF	Días
202101	2.634.001,00	865.533,00	865.533,00	0,00	0,00	865.533,00	1,91%	31
202102	2.634.001,00	865.533,00	1.731.066,00	1.191,85	1.191,85	1.732.257,85	1,81%	28
202103	2.634.001,00	865.533,00	2.596.599,00	2.581,44	3.773,29	2.600.372,29	1,77%	31
202104	0,00	0,00	2.596.599,00	3.726,14	7.499,43	2.604.098,43	1,76%	30
202105	0,00	0,00	2.596.599,00	3.980,64	11.480,07	2.608.079,07	1,82%	31
202106	0,00	0,00	2.596.599,00	4.040,97	15.521,04	2.612.120,04	1,91%	30
202107	0,00	0,00	2.596.599,00	4.154,11	19.675,15	2.616.274,15	1,9%	31
202108	0,00	0,00	2.596.599,00	4.349,12	24.024,27	2.620.623,27	1,99%	31
202109	0,00	0,00	2.596.599,00	4.334,42	28.358,70	2.624.957,70	2,05%	30
202110	0,00	0,00	2.596.599,00	4.846,77	33.205,47	2.629.804,47	2,22%	31
202111	0,00	0,00	2.596.599,00	5.587,92	38.793,39	2.635.392,39	2,65%	30
202112	0,00	0,00	2.596.599,00	8.237,94	47.031,33	2.643.630,33	3,8%	31
202201	0,00	0,00	2.596.599,00	7.533,58	54.564,91	2.651.163,91	3,47%	31
202202	0,00	0,00	2.596.599,00	8.418,86	62.983,78	2.659.582,78	4,31%	28
202203	0,00	0,00	2.596.599,00	10.718,83	73.702,60	2.670.301,60	4,97%	31
202204	0,00	0,00	2.596.599,00	12.404,71	86.107,31	2.682.706,31	5,97%	30
202205	0,00	0,00	2.596.599,00	15.046,74	101.154,04	2.697.753,04	7,04%	31
202206	0,00	0,00	2.596.599,00	15.919,38	117.073,42	2.713.672,42	7,72%	30
202207	0,00	0,00	2.596.599,00	19.685,30	136.758,72	2.733.357,72	9,3%	31
202208	0,00	0,00	2.596.599,00	22.253,54	159.012,26	2.755.611,26	10,57%	31
202209	0,00	0,00	2.596.599,00	22.348,61	181.360,87	2.777.959,87	10,99%	30
202210	0,00	0,00	2.596.599,00	24.316,71	205.677,58	2.802.276,58	11,6%	31
202211	0,00	0,00	2.596.599,00	25.507,86	231.185,43	2.827.784,43	12,63%	30
202212	0,00	0,00	2.596.599,00	27.920,06	259.105,50	2.855.704,50	13,42%	31
202301	0,00	0,00	2.596.599,00	28.881,16	287.986,65	2.884.585,65	13,91%	31
202302	0,00	0,00	2.596.599,00	26.918,41	314.905,06	2.911.504,06	14,39%	28
202303	0,00	0,00	2.596.599,00	27.703,79	342.608,85	2.939.207,85	13,31%	31
202304	0,00	0,00	2.596.599,00	25.316,43	367.925,28	2.964.524,28	12,53%	30
202305	0,00	0,00	2.596.599,00	26.243,81	394.169,09	2.990.768,09	12,57%	31
202306	0,00	0,00	2.596.599,00	26.252,93	420.422,02	3.017.021,02	13,02%	30
202307	0,00	0,00	2.596.599,00	28.234,31	448.656,32	3.045.255,32	13,58%	31
202308	0,00	0,00	2.596.599,00	28.489,33	477.145,65	3.073.744,65	13,71%	31
202309	0,00	0,00	2.596.599,00	26.348,28	503.493,93	3.100.092,93	13,07%	30
202310	0,00	0,00	2.596.599,00	27.270,65	530.764,58	3.127.363,58	13,09%	31
202311	0,00	0,00	2.596.599,00	25.756,48	556.521,06	3.153.120,06	12,76%	30
202312	0,00	0,00	2.596.599,00	26.362,52	582.883,57	3.179.482,57	12,63%	31
202401	0,00	0,00	2.596.599,00	24.356,59	607.240,17	3.203.839,17	11,62%	31
TOTALES	7.902.003,00	2.596.599,00		607.240,17				

SALDO TOTAL CAPITAL:	2.596.599,00
SALDO TOTAL INTERESES:	607.240,17
TOTAL LIQUIDACION CREDITO:	3.203.839,17

DEPARTAMENTO DEL CHOCO
CONSOLIDADO
PROCESO: 22-153

ITEM	NOMBRE	CEDULA	CAPITAL	INTERESES	COSTASS 8%	TOTAL
1	MARTINEZ VELASQUEZ FERNANDO	1,583,776	\$ 12,487,099,00	\$ 2,937,901,09	\$ 1,234,000,01	\$ 16,659,000,10
2	MAYA COPETE ANTONIO HERACLITO	2,942,789	\$ 2,675,880,00	\$ 625,780,81	\$ 264,132,86	\$ 3,565,793,67
3	MORALES RODELO ANTONIO JOSE	986,308	\$ 3,880,506,00	\$ 907,494,43	\$ 383,040,03	\$ 5,171,040,46
4	MOSQUERA BORJA ELADIO INIGO	4,792,120	\$ 9,061,102,00	\$ 2,118,951,71	\$ 894,404,30	\$ 12,074,458,01
5	SALAZAR PAZ ALBA	26,255,813	\$ 2,596,599,00	\$ 607,240,17	\$ 256,307,13	\$ 3,460,146,30
	TOTAL		\$ 30,701,186,00	\$ 7,197,368,21	\$ 3,031,884,34	\$ 40,930,438,55

ELABORÓ: CCS/DMPM

APROBÓ: RAÚL RUEDA

23/02/2024





ACTUALIZACION LIQUIDACION DE CREDITO Y COSTAS

PENSIONADO ZULUAGA GOMEZ GERMAN CEDULA DE CIUDADANIA 2,245,469

PROCESO: 22-195

ENTIDAD: MUNICIPIO DE PENSILVANIA

CONSOLIDADO DE LIQUIDACION DE CRÉDITO Y COSTAS

PENSIONADO	ZULUAGA GOMEZ GERMAN		
CEDULA DE CIUDADANIA	2,245,469		
TOTAL CAPITAL CUOTAS PARTES	CON CORTE A	31-12-21	\$ 728,440.00
INTERESES ANTES DE LEY 1066 DE 2006	CON CORTE A	28-07-06	\$ 0.00
INTERESES LEY 1066 DE 2006	CON CORTE A	31-01-24	\$ 159,444.46
COSTAS PROCESALES (8%)	PROCESO	22-195	\$ 71,030.76

TOTAL LIQUIDACIÓN DE CRÉDITO Y COSTAS	\$ 958,915,22
---------------------------------------	---------------

ELABORÓ: CCS/DMPM

APROBÓ: RAÚL RUEDA

23/02/2024

REPORTE DE MOVIMIENTOS POR PERIODO CUENTAS POR COBRAR


pensionado	ZULUAGA GOMEZ GERMAN	Número documento	2245469	Tipo documento	CC
Entidad	MUNICIPIO DE PENNSILVANIA	NIT Entidad	890801137	Concurrencia	1,83%
Tipo pensión	Vejez	Resolución	1312	Fecha resolución	05/11/2003
Efectividad	01/09/2000	Mesada	0,00	Estado	
Tipo cotizante	Causante	Fecha defunción	01/01/1900	Grupo pensional	E
Observación					

Entidades:

NIT	Nombre Entidad	Concurrencia	Fecha inicio	Fecha corte de capital	Fecha corte de intereses
890801052	DEPARTAMENTO DE CALDAS	21,78%	01/09/2021	31/12/2021	
890801137	MUNICIPIO DE PENNSILVANIA	1,83%			
899999010	CAJA NACIONAL DE PREVISION SOCIAL EICE EN LIQUIDACION	30,04%			31/01/2024
899999734	FONDO DE PREVISION SOCIAL DEL CONGRESO DE LA REPUBLICA	46,35%			

Sustitutos:

El pensionado no tiene sustitutos

Periodo	Mesada	Valor Cuota Parte	Saldo Capital	Intereses	Saldo Interés	Total Saldos	DTF	Días
202109	7.961.098,00	145.688,00	145.688,00	0,00	0,00	145.688,00	2,05%	30
202110	7.961.098,00	145.688,00	291.376,00	271,94	271,94	291.647,94	2,22%	31
202111	7.961.098,00	145.688,00	437.064,00	627,05	898,98	437.962,98	2,65%	30
202112	15.922.196,00	291.376,00	728.440,00	1.386,63	2.285,61	730.725,61	3,8%	31
202201	0,00	0,00	728.440,00	2.113,44	4.399,05	732.839,05	3,47%	31
202202	0,00	0,00	728.440,00	2.361,80	6.760,85	735.200,85	4,31%	28
202203	0,00	0,00	728.440,00	3.007,02	9.767,87	738.207,87	4,97%	31
202204	0,00	0,00	728.440,00	3.479,97	13.247,83	741.687,83	5,97%	30
202205	0,00	0,00	728.440,00	4.221,15	17.468,99	745.908,99	7,04%	31
202206	0,00	0,00	728.440,00	4.465,96	21.934,95	750.374,95	7,72%	30
202207	0,00	0,00	728.440,00	5.522,44	27.457,39	755.897,39	9,3%	31
202208	0,00	0,00	728.440,00	6.242,92	33.700,31	762.140,31	10,57%	31
202209	0,00	0,00	728.440,00	6.269,59	39.969,91	768.409,91	10,99%	30
202210	0,00	0,00	728.440,00	6.821,72	46.791,62	775.231,62	11,6%	31
202211	0,00	0,00	728.440,00	7.155,88	53.947,50	782.387,50	12,63%	30
202212	0,00	0,00	728.440,00	7.832,59	61.780,09	790.220,09	13,42%	31
202301	0,00	0,00	728.440,00	8.102,21	69.882,30	798.322,30	13,91%	31
202302	0,00	0,00	728.440,00	7.551,59	77.433,89	805.873,89	14,39%	28
202303	0,00	0,00	728.440,00	7.771,91	85.205,80	813.645,80	13,31%	31
202304	0,00	0,00	728.440,00	7.102,18	92.307,98	820.747,98	12,53%	30
202305	0,00	0,00	728.440,00	7.362,34	99.670,32	828.110,32	12,57%	31
202306	0,00	0,00	728.440,00	7.364,90	107.035,21	835.475,21	13,02%	30
202307	0,00	0,00	728.440,00	7.926,74	114.955,96	843.395,96	13,58%	31
202308	0,00	0,00	728.440,00	7.992,29	122.948,24	851.388,24	13,71%	31
202309	0,00	0,00	728.440,00	7.391,65	130.339,89	858.779,89	13,07%	30
202310	0,00	0,00	728.440,00	7.650,41	137.990,29	866.430,29	13,09%	31
202311	0,00	0,00	728.440,00	7.225,62	145.215,92	873.655,92	12,76%	30
202312	0,00	0,00	728.440,00	7.395,64	152.611,56	881.051,56	12,63%	31
202401	0,00	0,00	728.440,00	6.832,91	159.444,46	887.884,46	11,62%	31
TOTALES	39.805.490,00	728.440,00		159.444,46				

SALDO TOTAL CAPITAL: 728.440,00

SALDO TOTAL INTERESES: 159.444,46

TOTAL LIQUIDACION CREDITO: 887.884,46

ACTUALIZACION LIQUIDACION DE CREDITO Y COSTAS

PENSIONADO **QUINTERO FRANCO MARIO** CEDULA DE CIUDADANIA **4,481,596**

ENTIDAD: **MUNICIPIO DE PENNSILVANIA**

RESOLUCION No.: **407** de 28-03-96

FECHA DE RECONOCIMIENTO: **1996-05-01**

PORCENTAJE DE CONCURRENCIA

CUANTIA INICIAL \$ 241,668,71

PENSION INICIAL \$ 528,048,06

PROCESO No. 22-195

45,77%

LEY 68 de 1923 Art. 9	12,00%
FECHA ENVIO CUENTA DE COBRO	11-10-21

FECHA INICIO	30-09-21
FECHA CORTE DE CAPITAL	30-12-21
FECHA CORTE DE INTERESES	30-01-24

CEDULA	FECHA	CONCEPTO	VALOR PAGADO (MESADA)	PARTICIPACION	VALOR CUOTA PARTE	VALOR CUOTA PARTE ACUMULADO	DIAS DE MORA	INTERESES	INTERES ACUMULADO
DTF									
2.05%	30-09-21	PAGO TOTAL MES	\$ 3,174,834.00	45,77%	\$1,453,007.97	\$1,453,007.97	31	0,00	0,00
2.22%	30-10-21	PAGO TOTAL MES	\$ 3,174,834.00	45,77%	\$1,453,007.97	\$2,906,015.93	30	2,624,61	2,624,61
2.85%	30-11-21	PAGO TOTAL MES	\$ 3,174,834.00	45,77%	\$1,453,007.97	\$4,359,023.90	31	6,462,54	9,087,15
3.08%	30-12-21	PAGO TOTAL MES	\$ 6,349,668.00	45,77%	\$2,906,015.93	\$7,265,039.83	30	10,881,93	19,969,08
3.47%	30-01-22	PAGO TOTAL MES	\$ 0,00	45,77%	\$ 0,00	\$7,265,039.83	31	21,078,38	41,047,46
4.31%	28-02-22	PAGO TOTAL MES	\$ 0,00	45,77%	\$ 0,00	\$7,265,039.83	29	24,397,96	65,445,42
4.97%	30-03-22	PAGO TOTAL MES	\$ 0,00	45,77%	\$ 0,00	\$7,265,039.83	30	29,021,08	94,466,50
5.97%	30-04-22	PAGO TOTAL MES	\$ 0,00	45,77%	\$ 0,00	\$7,265,039.83	31	35,867,30	130,333,80
7.04%	30-05-22	PAGO TOTAL MES	\$ 0,00	45,77%	\$ 0,00	\$7,265,039.83	30	40,737,75	171,071,55
7.72%	30-06-22	PAGO TOTAL MES	\$ 0,00	45,77%	\$ 0,00	\$7,265,039.83	31	48,030,76	217,102,31
9.30%	30-07-22	PAGO TOTAL MES	\$ 0,00	45,77%	\$ 0,00	\$7,265,039.83	30	53,294,73	270,397,04
10.57%	30-08-22	PAGO TOTAL MES	\$ 0,00	45,77%	\$ 0,00	\$7,265,039.83	31	62,263,70	332,660,73
10.99%	30-09-22	PAGO TOTAL MES	\$ 0,00	45,77%	\$ 0,00	\$7,265,039.83	31	64,823,47	397,284,21
11.60%	30-10-22	PAGO TOTAL MES	\$ 0,00	45,77%	\$ 0,00	\$7,265,039.83	30	65,831,63	463,115,84
12.63%	30-11-22	PAGO TOTAL MES	\$ 0,00	45,77%	\$ 0,00	\$7,265,039.83	31	73,760,29	536,876,12
13.42%	30-12-22	PAGO TOTAL MES	\$ 0,00	45,77%	\$ 0,00	\$7,265,039.83	30	75,585,18	612,461,29
13.91%	30-01-23	PAGO TOTAL MES	\$ 0,00	45,77%	\$ 0,00	\$7,265,039.83	31	80,807,24	693,268,54
14.39%	28-02-23	PAGO TOTAL MES	\$ 0,00	45,77%	\$ 0,00	\$7,265,039.83	29	78,019,73	771,288,27
13.31%	30-03-23	PAGO TOTAL MES	\$ 0,00	45,77%	\$ 0,00	\$7,265,039.83	30	74,999,77	846,288,04
12.53%	30-04-23	PAGO TOTAL MES	\$ 0,00	45,77%	\$ 0,00	\$7,265,039.83	31	73,206,65	919,494,69
12.57%	30-05-23	PAGO TOTAL MES	\$ 0,00	45,77%	\$ 0,00	\$7,265,039.83	30	71,047,96	990,542,66
13.02%	30-06-23	PAGO TOTAL MES	\$ 0,00	45,77%	\$ 0,00	\$7,265,039.83	31	75,915,13	1,066,457,79
13.58%	30-07-23	PAGO TOTAL MES	\$ 0,00	45,77%	\$ 0,00	\$7,265,039.83	30	76,435,75	1,142,893,54
13.71%	30-08-23	PAGO TOTAL MES	\$ 0,00	45,77%	\$ 0,00	\$7,265,039.83	31	79,710,95	1,222,604,48
13.07%	30-09-23	PAGO TOTAL MES	\$ 0,00	45,77%	\$ 0,00	\$7,265,039.83	31	78,180,90	1,298,795,39
13.09%	30-10-23	PAGO TOTAL MES	\$ 0,00	45,77%	\$ 0,00	\$7,265,039.83	30	73,827,39	1,372,622,77
12.75%	30-11-23	PAGO TOTAL MES	\$ 0,00	45,77%	\$ 0,00	\$7,265,039.83	31	74,479,32	1,447,102,10
12.63%	30-12-23	PAGO TOTAL MES	\$ 0,00	45,77%	\$ 0,00	\$7,265,039.83	30	71,369,27	1,518,471,36
11.62%	30-01-24	PAGO TOTAL MES	\$ 0,00	45,77%	\$ 0,00	\$7,265,039.83	31	68,147,87	1,586,619,23

CONSOLIDADO DE LIQUIDACION DE CRÉDITO Y COSTAS

PENSIONADO		QUINTERO FRANCO MARIO	
CEDULA DE CIUDADANIA		4,481,596	
TOTAL CAPITAL CUOTAS PARTES	CON CORTE A	30-12-21	\$ 7,265,039,83
INTERESES ANTES DE LEY 1066 DE 2006	CON CORTE A	28-07-06	\$ 0,00
INTERESES LEY 1066 DE 2006	CON CORTE A	30-01-24	\$ 1,586,619,23
COSTAS PROCESALES (8%)	PROCESO No.	22-195	\$ 708,132,72

TOTAL LIQUIDACIÓN DE CRÉDITO Y COSTAS

\$ 9,559,791,78

ELABORÓ: CCS/DMPM

APROBÓ: RAÚL RUEDA

23/02/2024

MUNICIPIO DE PENSILVANIA
CONSOLIDADO
PROCESO: 22-195

ITEM	NOMBRE	CEDULA	CAPITAL	INTERESES	COSTAS 8%	TOTAL
1	ZULUAGA GOMEZ GERMAN	2,245,469	\$ 728,440,00	\$ 159,444,46	\$ 71,030,76	\$ 958,915,22
2	QUINTERO FRANCO MARIO	4,481,596	\$ 7,265,039,83	\$ 1,586,619,23	\$ 708,132,72	\$ 9,559,791,78
	TOTAL		\$ 7,993,479,83	\$ 1,746,063,69	\$ 779,163,48	\$ 10,518,707,00

ELABORÓ: CCS/DMPM

APROBO: RAÚL RUEDA

23/02/2024



ACTUALIZACION LIQUIDACION DE CREDITO Y COSTAS

 PENSIONADO **FONSECA DE RAMIREZ ALEGRIA** CEDULA DE CIUDADANIA **20,047,707**

 ENTIDAD: **FONDO DE PRESTACIONES ECONOMICAS, CESANTIAS Y PENSIONES - FONCEP**

 RESOLUCION No.: **573** de **12-05-05**

 FECHA DE RECONOCIMIENTO: **1998-07-20**

PORCENTAJE DE CONCURRENCIA

26,15%

 CUANTIA INICIAL **\$ 3,772,434,30**

LEY 68 de 1923 Art. 9	12,00%
-----------------------	--------

FECHA INICIO	30-12-21
FECHA CORTE DE CAPITAL	30-12-21
FECHA CORTE DE INTERESES	30-01-24

 PENSION INICIAL **\$ 14,426,135,00**

FECHA ENVIO CUENTA DE COBRO	17-01-22
-----------------------------	----------

 PROCESO No. **22-302**

CEDULA	FECHA	CONCEPTO	VALOR PAGADO (MESADA)	PARTICIPACION	VALOR CUOTA PARTE	VALOR CUOTA PARTE ACUMULADO	DIAS DE MORA	INTERESES	INTERES ACUMULADO
DTF									
3,08%	30-12-21	PAGO TOTAL MES	\$ 45,426,300,00	26,15%	\$ 2,532,656,70	\$ 2,532,656,70	30	0,00	0,00
3,47%	30-01-22	PAGO TOTAL MES	\$ 0,00	26,15%	\$ 0,00	\$ 2,532,656,70	31	0,00	0,00
4,31%	28-02-22	PAGO TOTAL MES	\$ 0,00	26,15%	\$ 0,00	\$ 2,532,656,70	29	0,00	0,00
4,97%	30-03-22	PAGO TOTAL MES	\$ 0,00	26,15%	\$ 0,00	\$ 2,532,656,70	30	0,00	0,00
5,97%	30-04-22	PAGO TOTAL MES	\$ 0,00	26,15%	\$ 0,00	\$ 2,532,656,70	31	0,00	0,00
7,04%	30-05-22	PAGO TOTAL MES	\$ 0,00	26,15%	\$ 0,00	\$ 2,532,656,70	30	0,00	0,00
7,72%	30-06-22	PAGO TOTAL MES	\$ 0,00	26,15%	\$ 0,00	\$ 2,532,656,70	31	0,00	0,00
9,30%	30-07-22	PAGO TOTAL MES	\$ 0,00	26,15%	\$ 0,00	\$ 2,532,656,70	30	0,00	0,00
10,57%	30-08-22	PAGO TOTAL MES	\$ 0,00	26,15%	\$ 0,00	\$ 2,532,656,70	31	0,00	0,00
10,99%	30-09-22	PAGO TOTAL MES	\$ 0,00	26,15%	\$ 0,00	\$ 2,532,656,70	31	0,00	0,00
11,80%	30-10-22	PAGO TOTAL MES	\$ 0,00	26,15%	\$ 0,00	\$ 2,532,656,70	30	0,00	0,00
12,63%	30-11-22	PAGO TOTAL MES	\$ 0,00	26,15%	\$ 0,00	\$ 2,532,656,70	31	0,00	0,00
13,42%	30-12-22	PAGO TOTAL MES	\$ 0,00	26,15%	\$ 0,00	\$ 2,532,656,70	30	0,00	0,00
13,91%	30-01-23	PAGO TOTAL MES	\$ 0,00	26,15%	\$ 0,00	\$ 2,532,656,70	31	0,00	0,00
14,39%	28-02-23	PAGO TOTAL MES	\$ 0,00	26,15%	\$ 0,00	\$ 2,532,656,70	29	27,198,36	27,198,36
13,31%	30-03-23	PAGO TOTAL MES	\$ 0,00	26,15%	\$ 0,00	\$ 2,532,656,70	30	28,145,58	53,343,94
12,53%	30-04-23	PAGO TOTAL MES	\$ 0,00	26,15%	\$ 0,00	\$ 2,532,656,70	31	25,520,48	78,864,43
12,57%	30-05-23	PAGO TOTAL MES	\$ 0,00	26,15%	\$ 0,00	\$ 2,532,656,70	30	24,767,94	103,632,37
13,02%	30-06-23	PAGO TOTAL MES	\$ 0,00	26,15%	\$ 0,00	\$ 2,532,656,70	31	26,464,68	130,097,05
13,56%	30-07-23	PAGO TOTAL MES	\$ 0,00	26,15%	\$ 0,00	\$ 2,532,656,70	30	26,646,17	156,743,22
13,71%	30-08-23	PAGO TOTAL MES	\$ 0,00	26,15%	\$ 0,00	\$ 2,532,656,70	31	27,787,94	184,531,16
13,07%	30-09-23	PAGO TOTAL MES	\$ 0,00	26,15%	\$ 0,00	\$ 2,532,656,70	31	26,560,82	211,091,98
13,09%	30-10-23	PAGO TOTAL MES	\$ 0,00	26,15%	\$ 0,00	\$ 2,532,656,70	30	25,736,88	236,828,85
12,76%	30-11-23	PAGO TOTAL MES	\$ 0,00	26,15%	\$ 0,00	\$ 2,532,656,70	31	25,964,15	262,793,00
12,63%	30-12-23	PAGO TOTAL MES	\$ 0,00	26,15%	\$ 0,00	\$ 2,532,656,70	30	24,879,95	287,672,95
11,62%	30-01-24	PAGO TOTAL MES	\$ 0,00	26,15%	\$ 0,00	\$ 2,532,656,70	31	23,756,95	311,429,90

CONSOLIDADO DE LIQUIDACION DE CRÉDITO Y COSTAS

PENSIONADO		FONSECA DE RAMIREZ ALEGRIA	
CEDULA DE CIUDADANIA		20,047,707	
ABONO RESOLUCION 706 DEL 14 DE NOVIEMBRE DEL 2023			
A CAPITAL			\$ 9,346,320,75
A INTERESES			\$ 1,100,903,68
SALDO CAPITAL CUOTAS PARTES	CON CORTE A	30-12-21	\$ 2,532,656,70
INTERESES ANTES DE LEY 1066 DE 2006	CON CORTE A	28-07-06	\$ 0,00
INTERESES LEY 1066 DE 2006	CON CORTE A	30-01-24	\$ 311,429,90
COSTAS PROCESALES (8%)	PROCESO No.	22-302	\$ 227,526,93

TOTAL LIQUIDACIÓN DE CRÉDITO Y COSTAS
\$ 3,071,613,53

ELABORO: CCS/DMPM

APROBO: RAÚL RUEDA

23/02/2024

LIQUIDACION DE CREDITO Y COSTAS

 PENSIONADO **GIL HENAO GUILLERMO ANTONIO** CEDULA DE CIUDADANIA **6,231,704**

 ENTIDAD: **MUNICIPIO DE ARGELIA - VALLE DEL CAUCA**
 RESOLUCION No: **588** de 20-08-93
 FECHA DE RECONOCIMIENTO: **1992-10-20**

PORCENTAJE DE CONCURRENCIA

38,24%

 CUANTIA INICIAL **\$ 84,877,62**

 LEY 68 de 1923 Art. 9 **12,00%**

 PENSION INICIAL **\$ 221,985,48**

 FECHA ENVIO CUENTA DE COBRO **08-11-22**

FECHA INICIO	30-10-22
FECHA CORTE DE CAPITAL	30-11-22
FECHA CORTE DE INTERESES	30-01-24

 PROCESO No. **23-107**

CEDULA	FECHA	CONCEPTO	VALOR PAGADO (MESADA)	PARTICIPACION	VALOR CUOTA PARTE	VALOR CUOTA PARTE ACUMULADO	DIAS DE MORA	INTERESES	INTERES ACUMULADO
DTF						11,60%			0,00
11,60%	30-10-22	PAGO TOTAL MES	\$ 2.825,152,00	38,24%	\$1,003,858,12	\$1,003,858,12	30	0,00	0,00
12,63%	30-11-22	PAGO TOTAL MES	\$ 2.825,152,00	38,24%	\$1,003,858,12	\$2,007,716,25	31	10,191,94	10,191,94
13,42%	30-12-22	PAGO TOTAL MES	\$ 0,00	38,24%	\$0,00	\$2,007,716,25	30	20,888,20	31,080,14
13,91%	30-01-23	PAGO TOTAL MES	\$ 0,00	38,24%	\$0,00	\$2,007,716,25	31	22,331,33	53,411,47
14,39%	28-02-23	PAGO TOTAL MES	\$ 0,00	38,24%	\$0,00	\$2,007,716,25	29	21,580,99	74,972,46
13,31%	30-03-23	PAGO TOTAL MES	\$ 0,00	38,24%	\$0,00	\$2,007,716,25	30	20,726,42	95,698,88
12,53%	30-04-23	PAGO TOTAL MES	\$ 0,00	38,24%	\$0,00	\$2,007,716,25	31	20,230,89	115,929,77
12,57%	30-05-23	PAGO TOTAL MES	\$ 0,00	38,24%	\$0,00	\$2,007,716,25	30	19,634,33	135,564,09
13,02%	30-06-23	PAGO TOTAL MES	\$ 0,00	38,24%	\$0,00	\$2,007,716,25	31	20,979,38	156,543,48
13,58%	30-07-23	PAGO TOTAL MES	\$ 0,00	38,24%	\$0,00	\$2,007,716,25	30	21,123,26	177,666,73
13,71%	30-08-23	PAGO TOTAL MES	\$ 0,00	38,24%	\$0,00	\$2,007,716,25	31	22,028,37	199,695,10
13,07%	30-09-23	PAGO TOTAL MES	\$ 0,00	38,24%	\$0,00	\$2,007,716,25	31	21,055,59	220,750,69
13,09%	30-10-23	PAGO TOTAL MES	\$ 0,00	38,24%	\$0,00	\$2,007,716,25	30	20,402,43	241,153,12
12,76%	30-11-23	PAGO TOTAL MES	\$ 0,00	38,24%	\$0,00	\$2,007,716,25	31	20,582,59	261,735,71
12,63%	30-12-23	PAGO TOTAL MES	\$ 0,00	38,24%	\$0,00	\$2,007,716,25	30	19,723,12	281,458,83
11,62%	30-01-24	PAGO TOTAL MES	\$ 0,00	38,24%	\$0,00	\$2,007,716,25	31	18,832,87	300,291,70

CONSOLIDADO DE LIQUIDACION DE CRÉDITO Y COSTAS

PENSIONADO	GIL HENAO GUILLERMO ANTONIO		
CEDULA DE CIUDADANIA	6,231,704		
TOTAL CAPITAL CUOTAS PARTES	CON CORTE A	30-11-22	\$ 2,007,716,25
INTERESES ANTES DE LEY 1066 DE 2006	CON CORTE A	28-07-06	\$ 0,00
INTERESES LEY 1066 DE 2006	CON CORTE A	30-01-24	\$ 300,291,70
COSTAS PROCESALES (8%)	PROCESO No.	23-107	\$ 184,640,64

TOTAL LIQUIDACIÓN DE CRÉDITO Y COSTAS
\$ 2,492,648,59

 ELABORO: CCS/DMPM
 APROBO: RAÚL RUEDA
 23/02/2024



LIQUIDACION DE CREDITO Y COSTAS

PENSIONADO AGAMEZ ALEAN JULIO CESAR CEDULA DE CIUDADANIA 6.580.895
 PROCESO: 23-131
 ENTIDAD: MUNICIPIO DE CERETE

CONSOLIDADO DE LIQUIDACION DE CRÉDITO Y COSTAS

PENSIONADO	AGAMEZ ALEAN JULIO CESAR		
CEDULA DE CIUDADANIA	6.580.895		
TOTAL CAPITAL CUOTAS PARTES	CON CORTE A	30-11-22	\$ 593,108,00
INTERESES ANTES DE LEY 1066 DE 2006	CON CORTE A	28-07-06	\$ 0,00
INTERESES LEY 1066 DE 2006	CON CORTE A	31-01-24	\$ 88,810,61
COSTAS PROCESALES (8%)	PROCESO	23-131	\$ 54,553,49

TOTAL LIQUIDACIÓN DE CRÉDITO Y COSTAS
--

\$ 736,472,10

ELABORÓ: CCS/DMPM

APROBÓ: RAÚL RUEDA

23/02/2024



Pensionado	AGAMEZ ALEAN JULIO CESAR	Número documento	6580895	Tipo documento	CC
Entidad	MUNICIPIO DE CERETE	NIT Entidad	800096744	Concurrencia	27,75%
Tipo pensión	Vejez	Resolución	098	Fecha resolución	02/04/1990
Efectividad	02/04/1990	Mesada	0,00	Estado	
Tipo cotizante	Causante	Fecha defunción	01/01/1900	Grupo pensional	
Observación					

Entidades:

NIT	Nombre Entidad	Concurrencia	Fecha inicio
800096744	MUNICIPIO DE CERETE	27,75%	01/10/2022
800103935	DEPARTAMENTO DE CORDOBA	6,02%	30/11/2022
899999734	FONDO DE PREVISIÓN SOCIAL DEL CONGRESO DE LA REPÚBLICA	66,22%	31/01/2024

Sustitutos:

Tipo del Id.	Número de Documento	Nombre Pensionada	Genero	Porcentaje Sustitución %	Fecha Afiliación	Fecha Causación	Fecha Inicio Pago	Tipo Pensión	Valor Mesada
CC	25843656	MONTALVO NARVAEZ FANNY DEL SOCORRO	Femenino	50,00	01/06/2009	01/02/2006	01/06/2009	Sobrevivencia	0,00

Periodo	Mesada	Valor Cuota Parte	Saldo Capital	Intereses	Saldo Interés	Total Saldos	DTF	Días
202210	1.068.664,00	296.554,00	296.554,00	0,00	0,00	296.554,00	11,6%	31
202211	1.068.664,00	296.554,00	593.108,00	2.913,22	2.913,22	596.021,22	12,63%	30
202212	0,00	0,00	593.108,00	6.377,42	9.290,64	602.398,64	13,42%	31
202301	0,00	0,00	593.108,00	6.596,95	15.887,60	608.995,60	13,91%	31
202302	0,00	0,00	593.108,00	6.148,63	22.036,22	615.144,22	14,39%	28
202303	0,00	0,00	593.108,00	6.328,02	28.364,25	621.472,25	13,31%	31
202304	0,00	0,00	593.108,00	5.782,71	34.146,96	627.254,96	12,53%	30
202305	0,00	0,00	593.108,00	5.994,54	40.141,50	633.249,50	12,57%	31
202306	0,00	0,00	593.108,00	5.996,62	46.138,12	639.246,12	13,02%	30
202307	0,00	0,00	593.108,00	6.449,20	52.587,32	645.695,32	13,58%	31
202308	0,00	0,00	593.108,00	6.507,45	59.094,77	652.202,77	13,71%	31
202309	0,00	0,00	593.108,00	6.018,40	65.113,18	658.221,18	13,07%	30
202310	0,00	0,00	593.108,00	6.229,09	71.342,26	664.450,26	13,09%	31
202311	0,00	0,00	593.108,00	5.883,22	77.225,49	670.333,49	12,76%	30
202312	0,00	0,00	593.108,00	6.021,65	83.247,14	676.355,14	12,63%	31
202401	0,00	0,00	593.108,00	5.563,47	88.810,61	681.918,61	11,62%	31
TOTALES	2.137.328,00	593.108,00		88.810,61				

SALDO TOTAL CAPITAL: 593.108,00
SALDO TOTAL INTERESES: 88.810,61
TOTAL LIQUIDACION CREDITO: 681.918,61



LIQUIDACION DE CREDITO Y COSTAS

PENSIONADO GARCIA VELLOJIN RAFAEL ZENON CEDULA DE CIUDADANIA 1,547,331

PROCESO: 23-131

ENTIDAD: MUNICIPIO DE CERETE

CONSOLIDADO DE LIQUIDACION DE CRÉDITO Y COSTAS

PENSIONADO	GARCIA VELLOJIN RAFAEL ZENON		
CEDULA DE CIUDADANIA	1,547,331		
TOTAL CAPITAL CUOTAS PARTES	CON CORTE A	30-11-22	\$ 1,117,318.00
INTERESES ANTES DE LEY 1066 DE 2006	CON CORTE A	28-07-06	\$ 0.00
INTERESES LEY 1066 DE 2006	CON CORTE A	31-01-24	\$ 167,304.59
COSTAS PROCESALES (8%)	PROCESO	23-131	\$ 102,769.81

TOTAL LIQUIDACIÓN DE CRÉDITO Y COSTAS	\$ 1,387,392.40
---------------------------------------	-----------------

ELABORÓ: CCS/OMPM

APROBÓ: RAÚL RUEDA

23/02/2024



Pensionado	GARCIA VELLOJIN RAFAEL ZENON	Número documento	1547331	Tipo documento	CC
Entidad	MUNICIPIO DE CERETE	NIT Entidad	800096744	Concurrencia	8,49%
Tipo pensión	Vejez	Resolución	0375	Fecha resolución	01/04/1993
Efectividad	01/04/1993	Mesada	0,00	Estado	
Tipo cotizante	Causante	Fecha defunción	27/12/2019	Grupo pensional	E
Observación					

Entidades:

NIT	Nombre Entidad	Concurrencia	Fecha inicio
800096744	MUNICIPIO DE CERETE	8,49%	01/10/2022
89999734	FONDO DE PREVISIÓN SOCIAL DEL CONGRESO DE LA REPÚBLICA	91,51%	30/11/2022
			Fecha corte de intereses
			31/01/2024

Sustitutos:

Tipo del Id.	Número de Documento	Nombre Pensionado	Genero	Porcentaje Sustitución %	Fecha Afiliación	Fecha Causación	Fecha Inicio Pago	Tipo Pensión	Valor Mesada
CC	25839139	ESQUIVIA DE GARCIA SILVINA	Femenino	100,00	01/05/2020	01/02/2020	01/05/2020	Sobrevivencia	0,00

Periodo	Mesada	Valor Cuota Parte	Saldo Capital	Intereses	Saldo intereses	Total Saldos	DTF	Días
202210	6.580.197,00	558.659,00	558.659,00	0,00	0,00	558.659,00	11,6%	31
202211	6.580.197,00	558.659,00	1.117.318,00	5.488,02	5.488,02	1.122.806,02	12,63%	30
202212	0,00	0,00	1.117.318,00	12.014,02	17.502,04	1.134.820,04	13,42%	31
202301	0,00	0,00	1.117.318,00	12.427,58	29.929,62	1.147.247,62	13,91%	31
202302	0,00	0,00	1.117.318,00	11.583,01	41.512,63	1.158.830,63	14,39%	28
202303	0,00	0,00	1.117.318,00	11.920,95	53.433,58	1.170.751,58	13,31%	31
202304	0,00	0,00	1.117.318,00	10.893,68	64.327,25	1.181.645,25	12,53%	30
202305	0,00	0,00	1.117.318,00	11.292,73	75.619,98	1.192.937,98	12,57%	31
202306	0,00	0,00	1.117.318,00	11.296,65	86.916,63	1.204.234,63	13,02%	30
202307	0,00	0,00	1.117.318,00	12.149,24	99.065,87	1.216.383,87	13,58%	31
202308	0,00	0,00	1.117.318,00	12.258,98	111.324,84	1.228.642,84	13,71%	31
202309	0,00	0,00	1.117.318,00	11.337,68	122.662,52	1.239.980,52	13,07%	30
202310	0,00	0,00	1.117.318,00	11.734,58	134.397,10	1.251.715,10	13,09%	31
202311	0,00	0,00	1.117.318,00	11.083,03	145.480,12	1.262.798,12	12,76%	30
202312	0,00	0,00	1.117.318,00	11.343,80	156.823,93	1.274.141,93	12,63%	31
202401	0,00	0,00	1.117.318,00	10.480,66	167.304,59	1.284.622,59	11,62%	31
TOTALES	13.160.394,00	1.117.318,00		167.304,59				

SALDO TOTAL CAPITAL: 1.117.318,00
SALDO TOTAL INTERESES: 167.304,59
TOTAL LIQUIDACION CREDITO: 1.284.622,59



LIQUIDACION DE CREDITO Y COSTAS

PENSIONADO PINEDA JIMENEZ RODRIGO CEDULA DE CIUDADANIA 6.581.147

PROCESO: 23-131

ENTIDAD: MUNICIPIO DE CERETE

CONSOLIDADO DE LIQUIDACION DE CRÉDITO Y COSTAS

PENSIONADO	PINEDA JIMENEZ RODRIGO		
CEDULA DE CIUDADANIA	6,581,147		
TOTAL CAPITAL CUOTAS PARTES	CON CORTE A	30-11-22	\$ 1,150,602,00
INTERESES ANTES DE LEY 1066 DE 2006	CON CORTE A	28-07-06	\$ 0,00
INTERESES LEY 1066 DE 2006	CON CORTE A	31-01-24	\$ 172,288,45
COSTAS PROCESALES (8%)	PROCESO	23-131	\$ 105,831,24

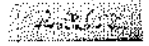
TOTAL LIQUIDACIÓN DE CRÉDITO Y COSTAS

\$ 1,428,721,69

ELABORÓ: CCS/DMPM

APROBÓ: RAÚL RUEDA

23/02/2024



Pensionado	PINEDA JIMENEZ RODRIGO	Número documento	6581147	Tipo documento	CC
Entidad	MUNICIPIO DE CERETE	NIT Entidad	800096744	Concurrencia	14,98%
Tipo pensión	Vejez	Resolución	000303	Fecha resolución	26/05/1997
Efectividad	17/09/1996	Mesada	0,00	Estado	
Tipo cotizante	Causante	Fecha defunción	01/01/1900	Grupo pensional	E
Observación					

Entidades:

NIT	Nombre Entidad	Concurrencia	Fecha inicio	Fecha corte de capital	Fecha corte de intereses
800096744	MUNICIPIO DE CERETE	14,98%	01/10/2022	30/11/2022	
800103935	DEPARTAMENTO DE CORDOBA	75,22%			
899999734	FONDO DE PREVISIÓN SOCIAL DEL CONGRESO DE LA REPÚBLICA	9,8%			31/01/2024

Sustitutos:

El pensionado no tiene sustitutos

Periodo	Mesada	Valor Cuota Parte	Saldo Capital	Intereses	Saldo Interés	Total Saldos	DTF	Días
202210	3.840.459,00	575.301,00	575.301,00	0,00	0,00	575.301,00	11,6%	31
202211	3.840.459,00	575.301,00	1.150.602,00	5.651,51	5.651,51	1.156.253,51	12,63%	30
202212	0,00	0,00	1.150.602,00	12.371,91	13.023,41	1.168.625,41	13,42%	31
202301	0,00	0,00	1.150.602,00	12.797,79	30.821,20	1.181.423,20	13,91%	31
202302	0,00	0,00	1.150.602,00	11.928,05	42.749,25	1.193.351,25	14,39%	28
202303	0,00	0,00	1.150.602,00	12.276,07	55.025,32	1.205.627,32	13,31%	31
202304	0,00	0,00	1.150.602,00	11.218,19	66.243,51	1.216.845,51	12,53%	30
202305	0,00	0,00	1.150.602,00	11.629,13	77.872,64	1.228.474,64	12,57%	31
202306	0,00	0,00	1.150.602,00	11.633,17	89.505,81	1.240.107,81	13,02%	30
202307	0,00	0,00	1.150.602,00	12.511,15	102.016,96	1.252.618,96	13,58%	31
202308	0,00	0,00	1.150.602,00	12.624,16	114.641,12	1.265.243,12	13,71%	31
202309	0,00	0,00	1.150.602,00	11.675,42	126.316,54	1.276.918,54	13,07%	30
202310	0,00	0,00	1.150.602,00	12.084,14	138.400,68	1.289.002,68	13,09%	31
202311	0,00	0,00	1.150.602,00	11.413,18	149.813,86	1.300.415,86	12,76%	30
202312	0,00	0,00	1.150.602,00	11.681,73	161.495,59	1.312.097,59	12,63%	31
202401	0,00	0,00	1.150.602,00	10.792,87	172.288,45	1.322.890,45	11,62%	31
TOTALES	7.680.918,00	1.150.602,00		172.288,45				

SALDO TOTAL CAPITAL:	1.150.602,00
SALDO TOTAL INTERESES:	172.288,45
TOTAL LIQUIDACION CREDITO:	1.322.890,45

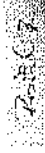
MUNICIPIO DE CERETE
CONSOLIDADO
23-131

ITEM	NOMBRE	CEDULA	CAPITAL	INTERESES	COSTAS 8%	TOTAL
1	AGAMEZ ALEAN JULIO CESAR	6,580,895	\$ 593,108,00	\$ 88,810,61	\$ 54,553,49	\$ 736,472,10
2	GARCIA VELLOJIN RAFAEL ZENON	1,547,331	\$ 1,117,318,00	\$ 167,304,59	\$ 102,769,81	\$ 1,387,392,40
3	PINEDA JIMENEZ RODRIGO	6,581,147	\$ 1,150,602,00	\$ 172,288,45	\$ 105,831,24	\$ 1,428,721,69
	TOTAL		\$ 2,861,028,00	\$ 428,403,65	\$ 263,154,53	\$ 3,552,586,18

ELABORÓ: CCS/DMPM

APROBÓ: RAÚL RUEDA

23/02/2024



LIQUIDACION DE CREDITO Y COSTAS

PENSIONADO QUINTERO FRANCO MARIO CEDULA DE CIUDADANIA 4,481,596

PROCESO: 23-144

ENTIDAD: MUNICIPIO DE MARULANDA

CONSOLIDADO DE LIQUIDACION DE CRÉDITO Y COSTAS

PENSIONADO	QUINTERO FRANCO MARIO		
CEDULA DE CIUDADANIA	4,481,596		
TOTAL CAPITAL CUOTAS PARTES	CON CORTE A	30-11-22	\$ 461,408.00
INTERESES ANTES DE LEY 1066 DE 2006	CON CORTE A	28-07-06	\$ 0.00
INTERESES LEY 1066 DE 2006	CON CORTE A	31-01-24	\$ 69,090.16
COSTASS PROCESALES (8%)	PROCESO	23-144	\$ 42,439.85

TOTAL LIQUIDACIÓN DE CRÉDITO Y COSTASS
\$ 572,938,01

ELABORÓ: CCS/DMPM

APROBÓ: RAÚL RUEDA

23/02/2024



Pensionado	QUINTERO FRANCO MARIO	Número documento	4481596	Tipo documento	CC
Entidad	MUNICIPIO DE MARULANDA-CALDAS	NIT Entidad	890801146	Concurrencia	6,71%
Tipo pensión	Vejez	Resolución	000407	Fecha resolución	28/03/1996
Efectividad	01/05/1996	Mesada	0,00	Estado	
Tipo cotizante	Causante	Fecha defunción	01/01/1900	Grupo pensional	E
Observación					

Entidades:

NIT	Nombre Entidad	Concurrencia	Fecha inicio	Fecha corte de capital	Fecha corte de intereses
890801137	MUNICIPIO DE PENNSILVANIA	44,65%	01/10/2022	30/11/2022	
890801146	MUNICIPIO DE MARULANDA-CALDAS	6,71%			
899999010	CAJA NACIONAL DE PREVISION SOCIAL EICE EN LIQUIDACION	42,12%			31/01/2024
899999734	FONDO DE PREVISION SOCIAL DEL CONGRESO DE LA REPUBLICA	6,52%			

Sustitutos: El pensionado no tiene sustitutos

Periodo	Mesada	Valor Cuota Parte	Saldo Capital	Intereses	Saldo Interés	Total Saldos	DTF	Días
202210	3.353.260,00	230.704,00	230.704,00	0,00	0,00	230.704,00	11,6%	31
202211	3.353.260,00	230.704,00	461.408,00	2.266,34	2.266,34	463.674,34	12,63%	30
202212	0,00	0,00	461.408,00	4.961,31	7.227,65	468.635,65	13,42%	31
202301	0,00	0,00	461.408,00	5.132,10	12.359,75	473.767,75	13,91%	31
202302	0,00	0,00	461.408,00	4.783,32	17.143,07	478.551,07	14,39%	28
202303	0,00	0,00	461.408,00	4.922,88	22.065,95	483.473,95	13,31%	31
202304	0,00	0,00	461.408,00	4.498,66	26.564,60	487.972,60	12,53%	30
202305	0,00	0,00	461.408,00	4.663,45	31.228,05	492.636,05	12,57%	31
202306	0,00	0,00	461.408,00	4.665,07	35.893,12	497.301,12	13,02%	30
202307	0,00	0,00	461.408,00	5.017,15	40.910,27	502.318,27	13,58%	31
202308	0,00	0,00	461.408,00	5.062,47	45.972,74	507.380,74	13,71%	31
202309	0,00	0,00	461.408,00	4.682,01	50.654,75	512.062,75	13,07%	30
202310	0,00	0,00	461.408,00	4.845,91	55.500,67	516.908,67	13,09%	31
202311	0,00	0,00	461.408,00	4.576,85	60.077,52	521.485,52	12,76%	30
202312	0,00	0,00	461.408,00	4.684,54	64.762,06	526.170,06	12,63%	31
202401	0,00	0,00	461.408,00	4.328,10	69.090,16	530.498,16	11,62%	31
TOTALES	6.706.520,00	461.408,00		69.090,16				

SALDO TOTAL CAPITAL:	461.408,00
SALDO TOTAL INTERESES:	69.090,16
TOTAL LIQUIDACION CREDITO:	530.498,16